



US00D847329S

(12) **United States Design Patent**
Schlueter

(10) **Patent No.:** **US D847,329 S**

(45) **Date of Patent:** **** Apr. 30, 2019**

(54) **EMESIS CONTAINER WITH INTEGRAL SPOUTS AND HANDLES**

6,520,383 B1 2/2003 Brest
6,602,230 B1 8/2003 Fisher
7,029,462 B2 4/2006 Hung et al.
D557,413 S * 12/2007 Buermann D24/123
D562,448 S 2/2008 Donohue
D589,141 S 3/2009 McClellan et al.

(71) Applicant: **Laughing Last Inc.**, Batavia, IL (US)

(72) Inventor: **Aimee Schlueter**, Batavia, IL (US)

(73) Assignee: **Laughing Last Inc.**, Batavia, IL (US)

(**) Term: **15 Years**

(21) Appl. No.: **29/577,600**

(22) Filed: **Sep. 14, 2016**

(Continued)

FOREIGN PATENT DOCUMENTS

GB 2499119 7/2013
WO WO 00/66193 11/2000

Primary Examiner — David G Muller

(74) *Attorney, Agent, or Firm* — Crawford Intellectual Property Law LLC; Brie A. Crawford

(57) **CLAIM**

The ornamental design for an emesis container with integral spouts and handles, as shown and described.

DESCRIPTION

FIG. 1 depicts a front perspective view of the emesis container with integral spouts and handles showing my new design;

FIG. 2 depicts a front plan view of the emesis container with integral spouts and handles based on FIG. 1;

FIG. 3 depicts a rear plan view of the emesis container with integral spouts and handles based on FIG. 1 and the reverse view of FIG. 2;

FIG. 4 depicts a right plan view of the emesis container with integral spouts and handles based on FIG. 1;

FIG. 5 depicts a left plan view of the emesis container with integral spouts and handles based on FIG. 1 and the reverse view of FIG. 4;

FIG. 6 depicts a top plan view of the emesis container with integral spouts and handles based on FIG. 1; and,

FIG. 7 depicts a bottom plan view of the emesis container with integral spouts and handles based on FIG. 1 and the reverse view of FIG. 6.

Related U.S. Application Data

(63) Continuation of application No. 15/264,030, filed on Sep. 13, 2016.

(51) **LOC (11) Cl.** **24-04**

(52) **U.S. Cl.**

USPC **D24/123**

(58) **Field of Classification Search**

USPC D24/121, 123, 224; 604/317-325

CPC B65D 41/04; B65D 2251/023; B65D 41/0485; B65D 41/3428

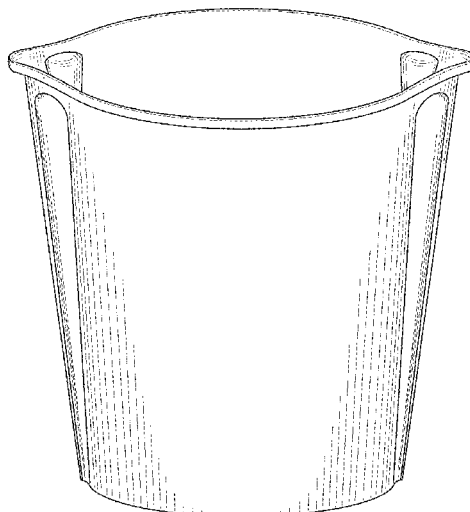
See application file for complete search history.

(56) **References Cited**

U.S. PATENT DOCUMENTS

367,250 A 7/1887 Sperry
3,384,385 A 5/1968 Cohen
4,610,039 A 9/1986 Stern
4,941,586 A 7/1990 Tarna
4,990,145 A 2/1991 Fleury
5,388,732 A 2/1995 Greger
D363,343 S * 10/1995 Azimi-Bolourian D23/309
D435,906 S * 1/2001 Wilkinson D24/121
6,210,382 B1 4/2001 Hogg
6,244,311 B1 * 6/2001 Hand A61M 1/0001
141/330
6,345,911 B1 2/2002 Young

1 Claim, 4 Drawing Sheets



(56)

References Cited

U.S. PATENT DOCUMENTS

D612,181	S	3/2010	Tanguay	
7,698,767	B2	4/2010	Clark, Jr.	
D644,739	S *	9/2011	Belfance	D24/224
D647,199	S	10/2011	Kroiss	
D669,979	S	10/2012	Adams	
D717,469	S *	11/2014	Nemeth	D24/224
8,875,930	B2	11/2014	Felicetti	
9,044,363	B2	6/2015	Tanguay	
D734,866	S *	7/2015	Maier	D24/224
D766,427	S *	9/2016	Kurov	D24/121
D776,807	S *	1/2017	Chacchia	D24/121
D782,694	S *	3/2017	Wainwright	D24/224
D791,934	S *	7/2017	Lehrman	D24/121
D795,698	S *	8/2017	Perdue	D24/224
D816,213	S *	4/2018	Adams, III	D24/123
2003/0009140	A1	1/2003	Taylor	
2006/0249544	A1	11/2006	Woog	
2006/0253965	A1	11/2006	Buermann	
2007/0045323	A1	3/2007	Kroiss	
2008/0221535	A1	9/2008	Ramage et al.	
2008/0221537	A1	9/2008	Ramage et al.	
2011/0144600	A1	6/2011	Shoemaker et al.	
2012/0008877	A1	1/2012	Hunt	

* cited by examiner

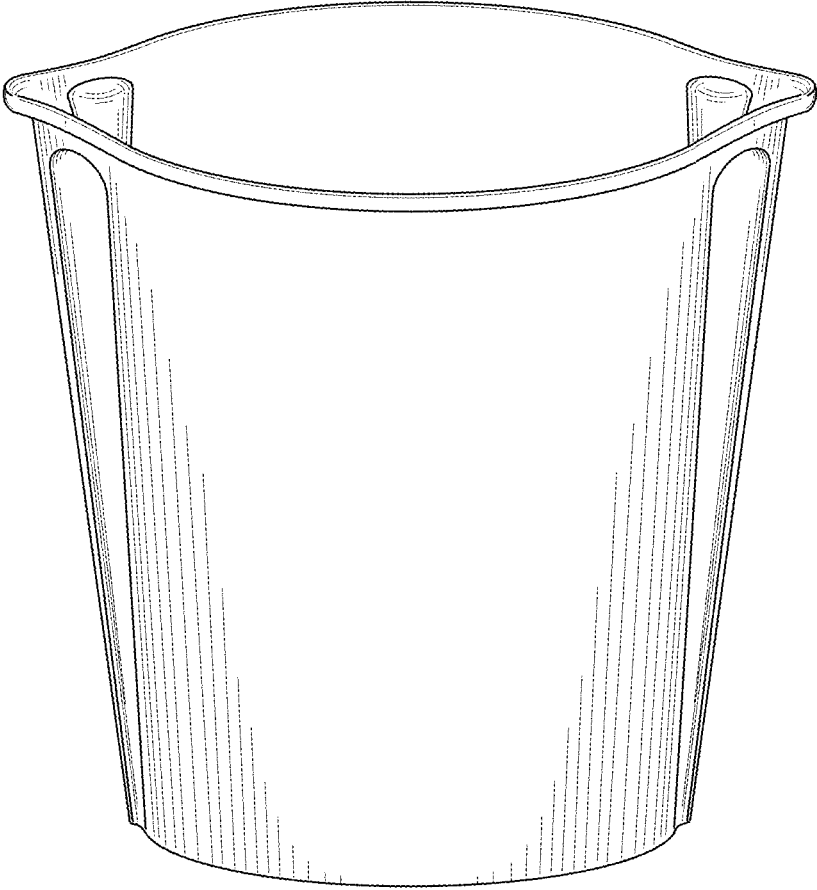


FIG. 1

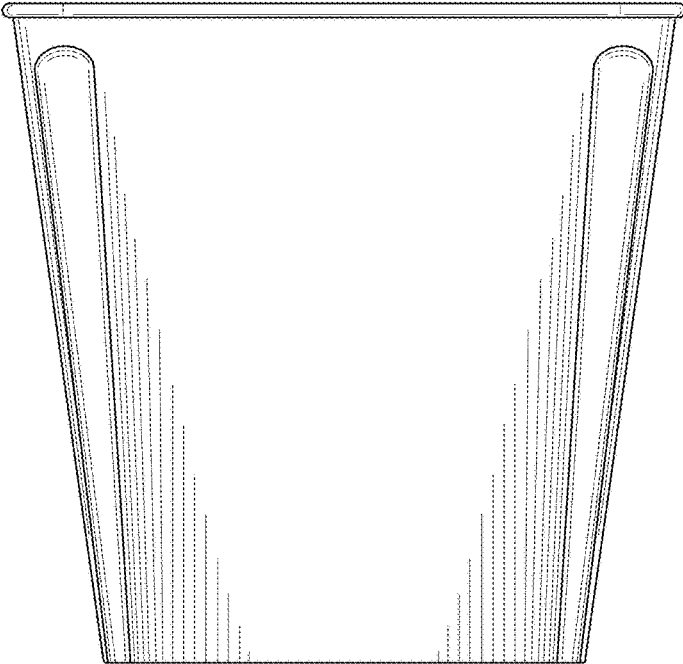


FIG. 2

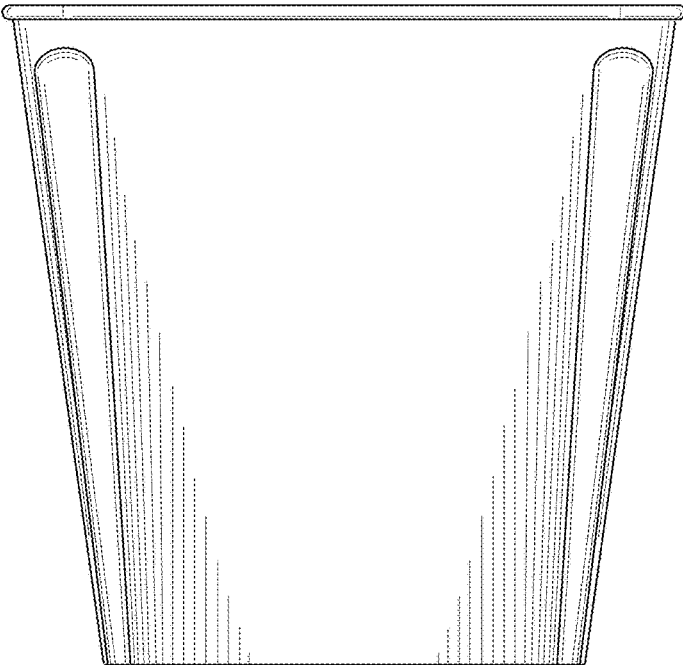


FIG. 3

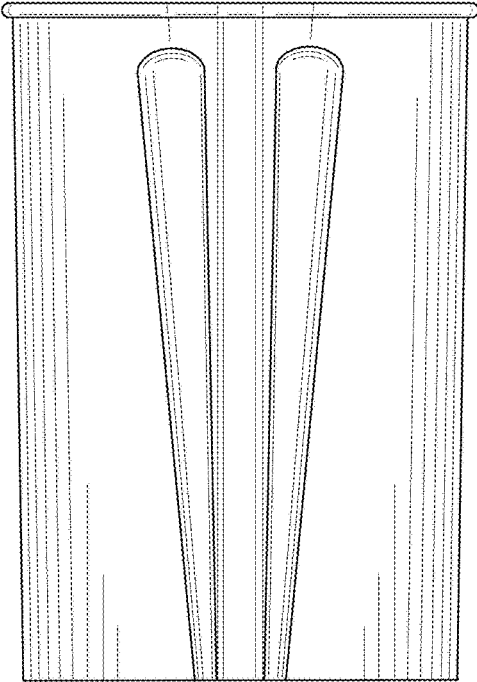


FIG. 4

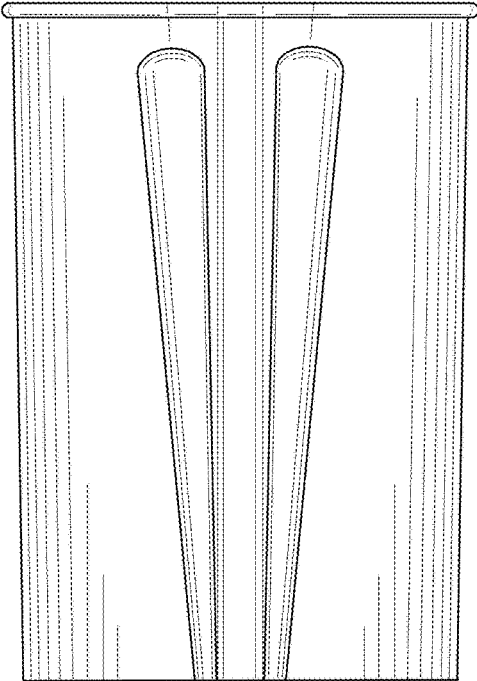


FIG. 5

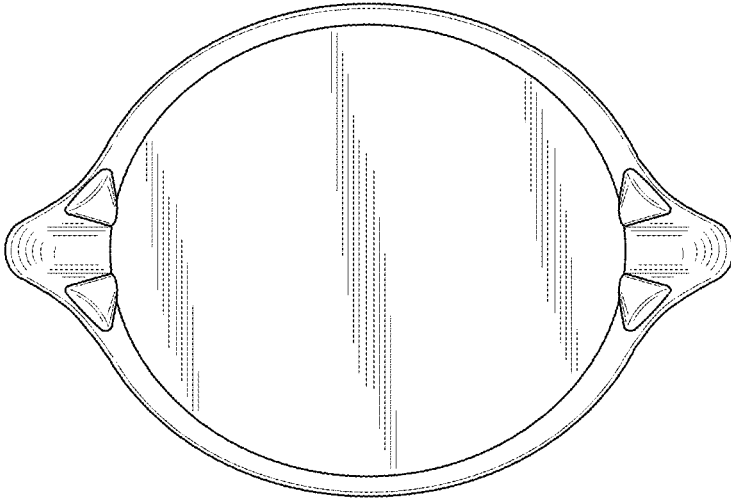


FIG. 6

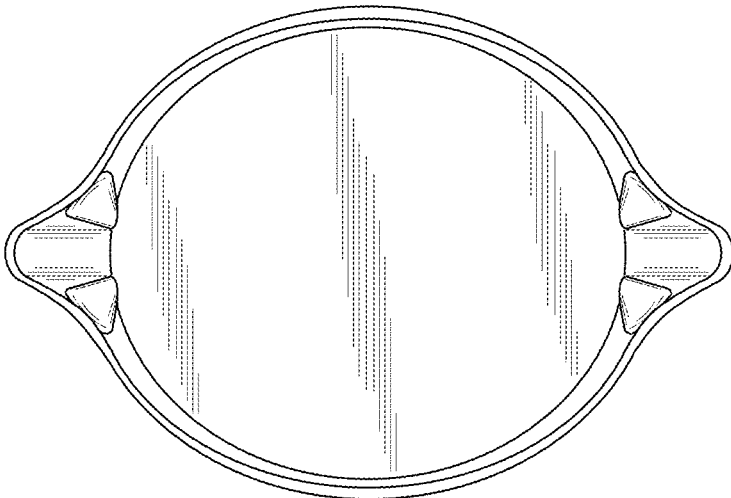


FIG. 7