



US00D568168S

(12) **United States Design Patent**
Boukobza

(10) **Patent No.:** **US D568,168 S**

(45) **Date of Patent:** **** May 6, 2008**

(54) **BOTTLE**

(75) Inventor: **Michel Boukobza**, Le Havre Cedex (FR)

(73) Assignee: **Sidel Participations**, Octeville sur Mer (FR)

(**) Term: **14 Years**

(21) Appl. No.: **29/270,773**

(22) Filed: **Jan. 3, 2007**

(30) **Foreign Application Priority Data**

Jul. 4, 2006 (EM) 000554860

(51) **LOC (8) CL.** **09-01**

(52) **U.S. CL.** **D9/561; D9/520; D9/571**

(58) **Field of Classification Search** D9/600,
D9/643-647, 682, 686, 693, 516, 519, 529-530,
D9/543-546, 549, 561, 575; 215/375, 382-384,
215/396, 398

See application file for complete search history.

(56) **References Cited**

U.S. PATENT DOCUMENTS

- D30,877 S * 5/1899 Blyth D9/546
- D34,316 S * 4/1901 Farnan D9/546
- D45,351 S * 3/1914 Pickard D9/520
- D45,673 S * 4/1914 Miles D9/546
- D170,462 S * 9/1953 Hennessy D9/546 X
- D199,816 S * 12/1964 Mariani, Jr. D9/561 X
- D210,115 S * 2/1968 Armour D9/529

- 3,759,410 A * 9/1973 Uhlig 215/375
- D229,545 S * 12/1973 Uhlig D9/520
- D233,738 S * 11/1974 Latorre D9/561 X
- D236,186 S * 8/1975 Frachon D9/520
- D311,240 S * 10/1990 Born D23/225
- D375,685 S * 11/1996 Kang et al. D9/520
- D409,904 S * 5/1999 Clements et al. D9/668
- 5,941,404 A * 8/1999 Charrette 215/305
- D503,619 S * 4/2005 Jackson et al. D9/500
- D522,369 S * 6/2006 Penn D9/520
- D541,658 S * 5/2007 Tsai et al. D9/519

* cited by examiner

Primary Examiner—Carol Rademaker

(74) *Attorney, Agent, or Firm*—Marshall, Gerstein & Borun LLP

(57) **CLAIM**

The ornamental design for a bottle, as shown.

DESCRIPTION

FIG. 1 is a top, front perspective of a bottle showing the new design;

FIG. 2 is a bottom, front view thereof;

FIG. 3 is a left side elevational view thereof;

FIG. 4 is a front elevational view thereof;

FIG. 5 is a right side elevational view thereof;

FIG. 6 is a top plan view thereof; and,

FIG. 7 is a bottom plan view thereof.

1 Claim, 6 Drawing Sheets

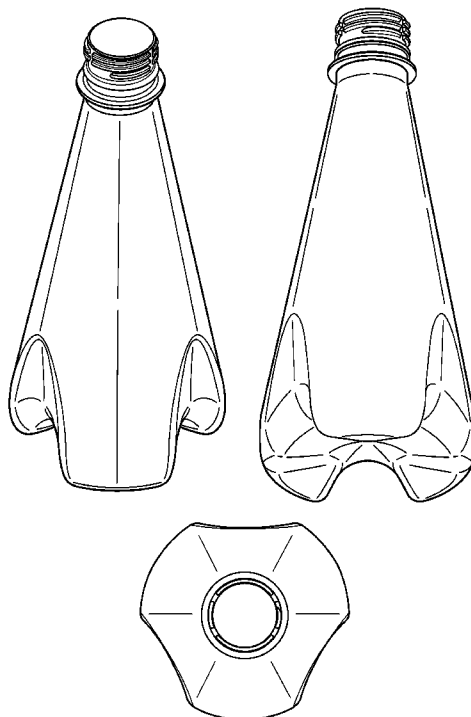


FIG. 1

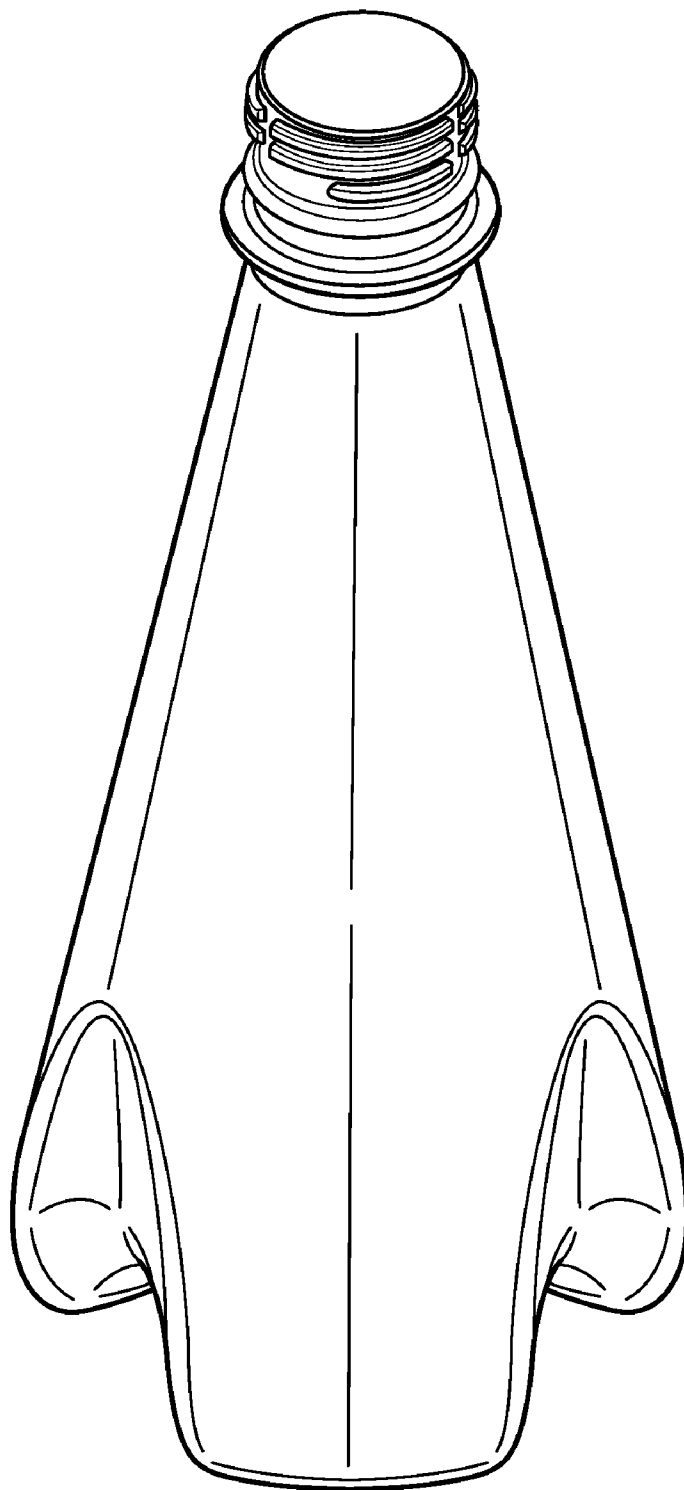


FIG. 2

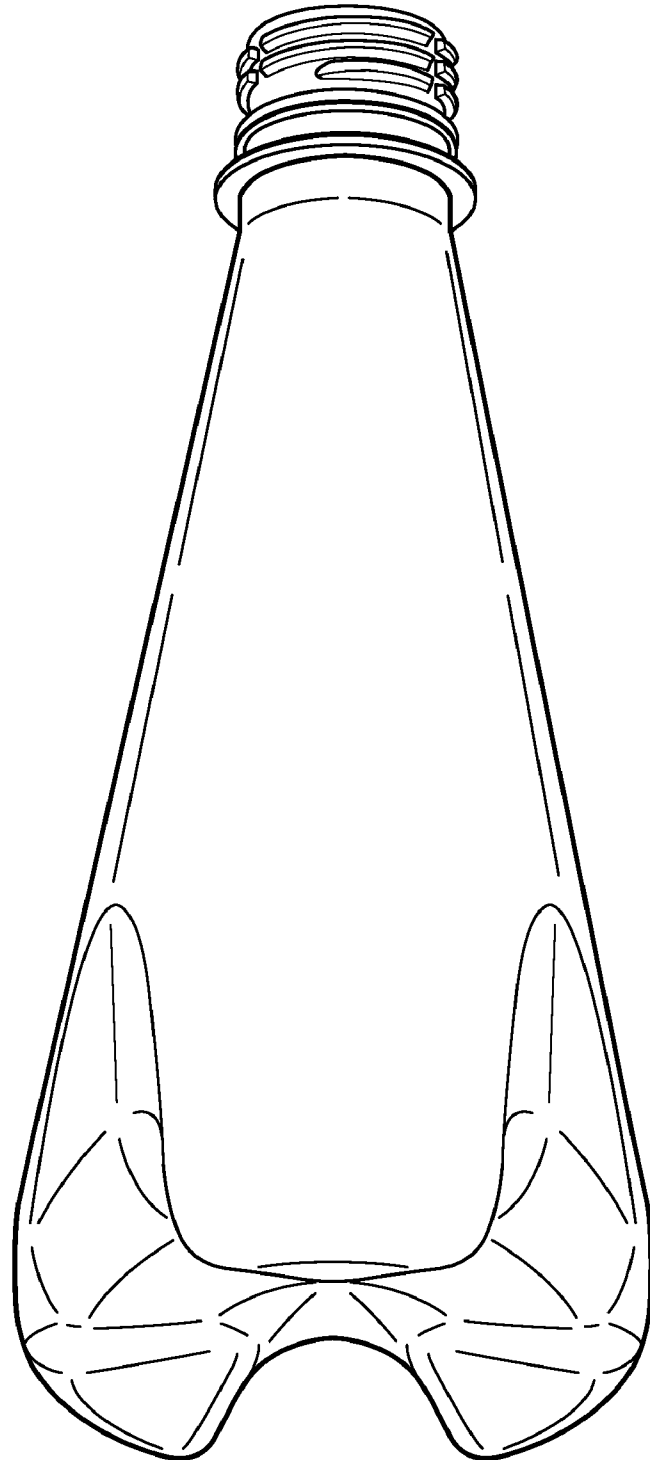


FIG. 3

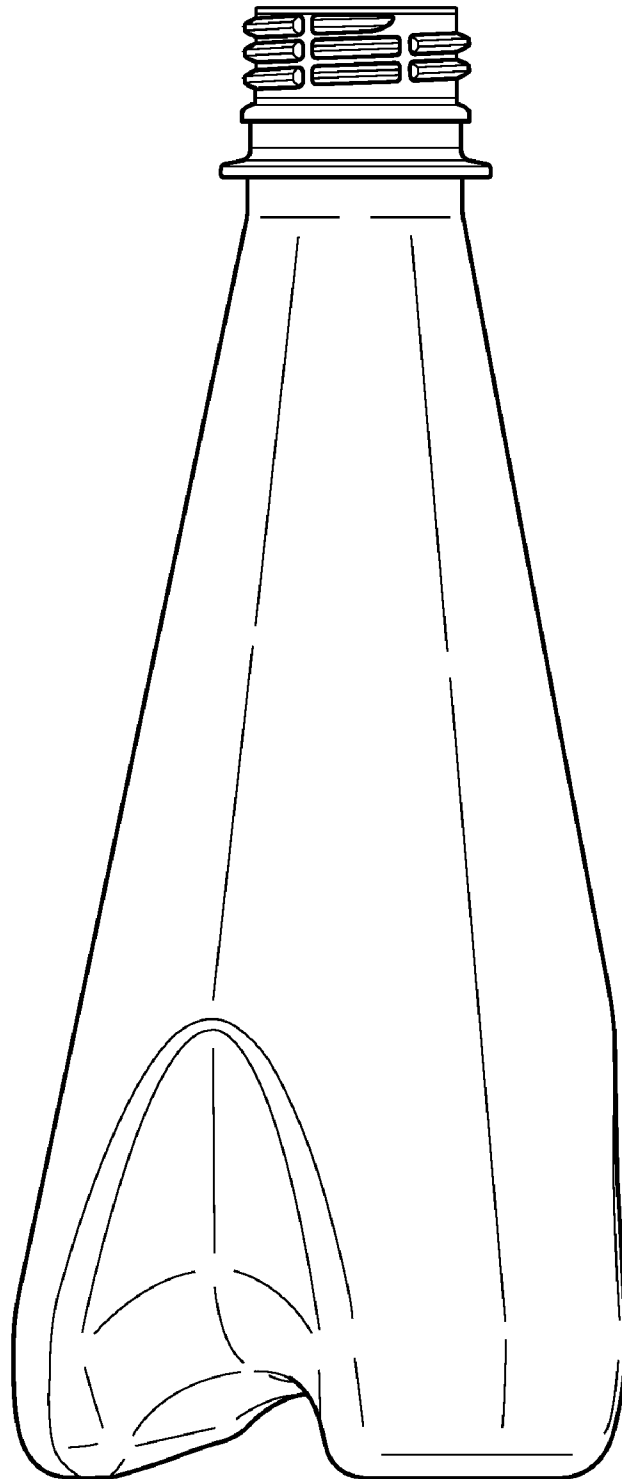


FIG. 4

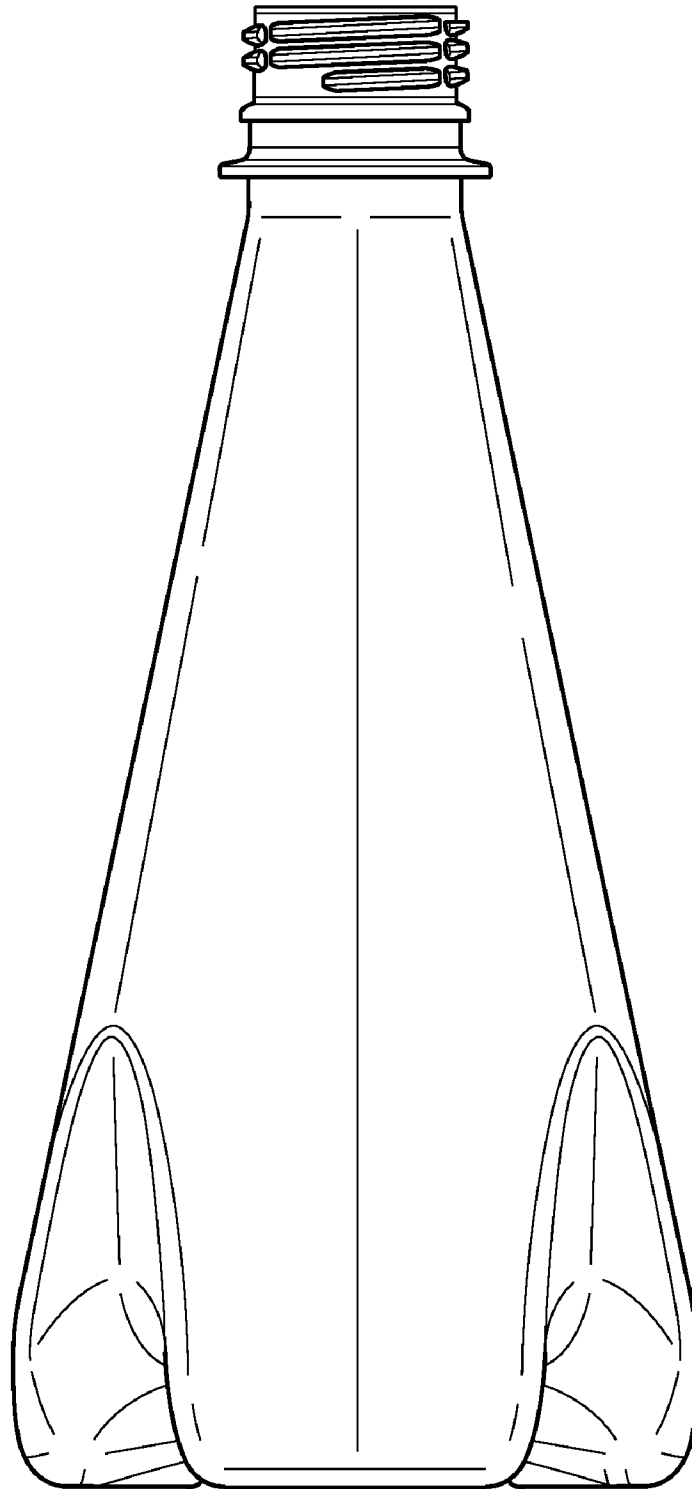


FIG. 5

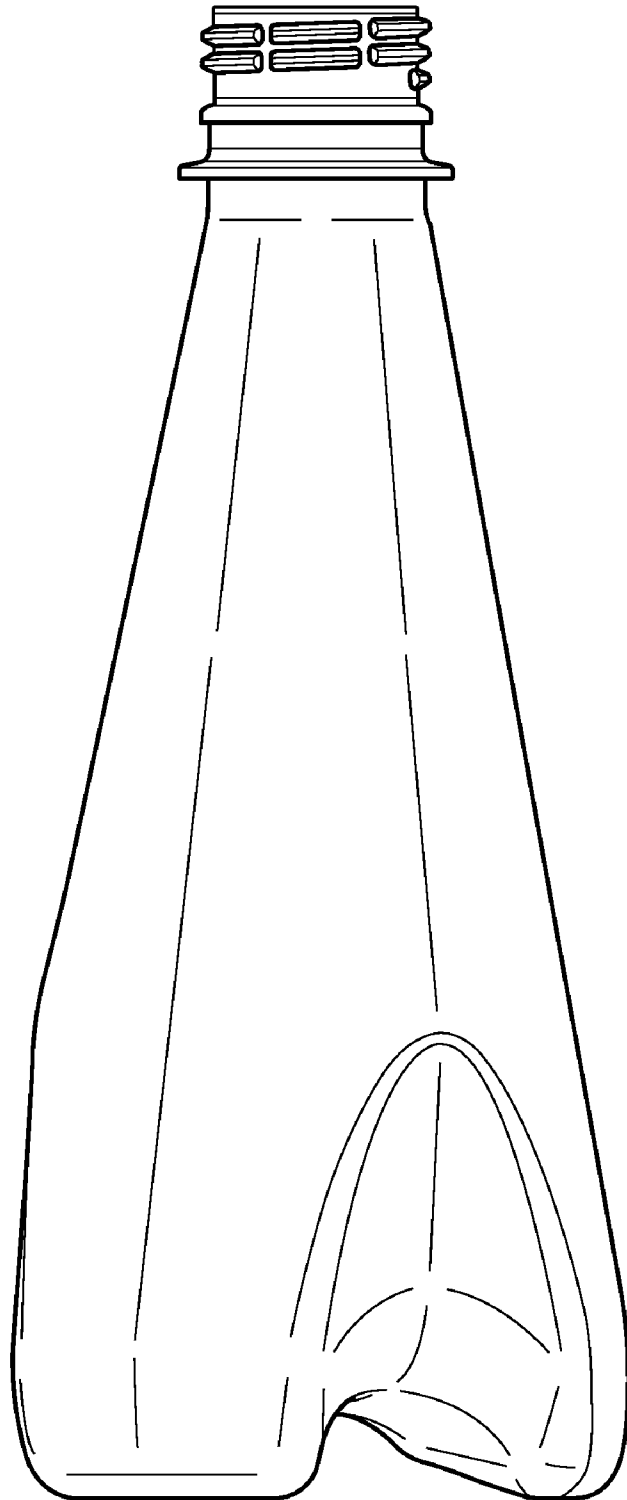


FIG. 6

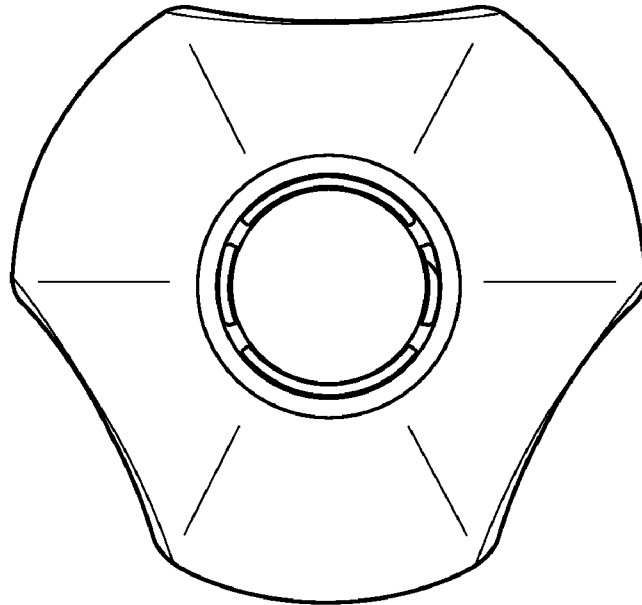


FIG. 7

