



US00D823131S

(12) **United States Design Patent**
Williams

(10) **Patent No.:** **US D823,131 S**

(45) **Date of Patent:** **** Jul. 17, 2018**

- (54) **TWIN PRODUCE POUCH**
- (71) Applicant: **Sev-Rend Corporation**, Collinsville, IL (US)
- (72) Inventor: **Mark Williams**, Lexington, KY (US)
- (73) Assignee: **Sev-Rend Corporation**, Collinsville, IL (US)
- (**) Term: **15 Years**
- (21) Appl. No.: **29/603,407**

- D507,507 S * 7/2005 Broekhuizen D11/164
- D694,647 S * 12/2013 Hermes D9/702
- D697,819 S * 1/2014 Saville D9/703
- D800,576 S * 10/2017 Ben Shoushan D9/703

* cited by examiner

Primary Examiner — Abraham Bahta

(74) *Attorney, Agent, or Firm* — Stinson Leonard Street LLP

- (22) Filed: **May 9, 2017**
- (51) **LOC (11) Cl.** **09-05**
- (52) **U.S. Cl.**
USPC **D9/702**
- (58) **Field of Classification Search**
USPC D9/702-714, 720-722, 416-417,
D9/695-696; D24/118-119, 207;
383/200, 207, 38, 208-209, 63, 61.1, 113;
229/87.06, 87.03, 87.08; 426/106, 115,
426/119-120, 122, 410; 222/94, 107,
222/541.1, 92, 541.2; 206/811, 229, 484;
219/727
CPC B65D 65/18; B65D 65/02; B65D 65/10;
B65D 65/38; B65D 83/12; B65D 83/00;
B65D 31/00; B65D 31/02; B65D 31/04;
B65D 33/00; B65D 81/00; B65D 81/34;
B65D 81/36
See application file for complete search history.

(57) **CLAIM**

The ornamental design for a twin produce pouch, as shown and described.

DESCRIPTION

FIG. 1 is a front elevation view of a twin produce pouch of our new design.

FIG. 2 is a rear elevation view thereof.

FIG. 3 is a bottom view thereof.

FIG. 4 is a left side view thereof.

FIG. 5 is a right side view thereof.

FIG. 6 is a top view thereof.

FIG. 7 is a top, front, perspective view thereof; and,

FIG. 8 is a top, perspective view thereof.

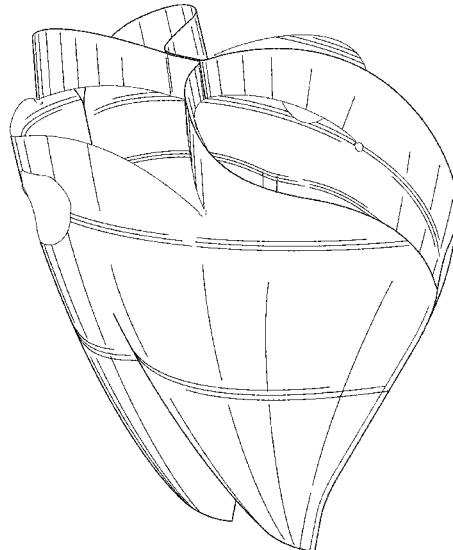
The broken lines in the drawings indicate environmental structure that forms no part of the design to be patented.

(56) **References Cited**

U.S. PATENT DOCUMENTS

- 3,363,826 A * 1/1968 Behler B65D 33/065
383/38
- 6,036,363 A * 3/2000 Behnk B65D 31/12
383/37
- D478,283 S * 8/2003 Shimakawa D9/713

1 Claim, 8 Drawing Sheets



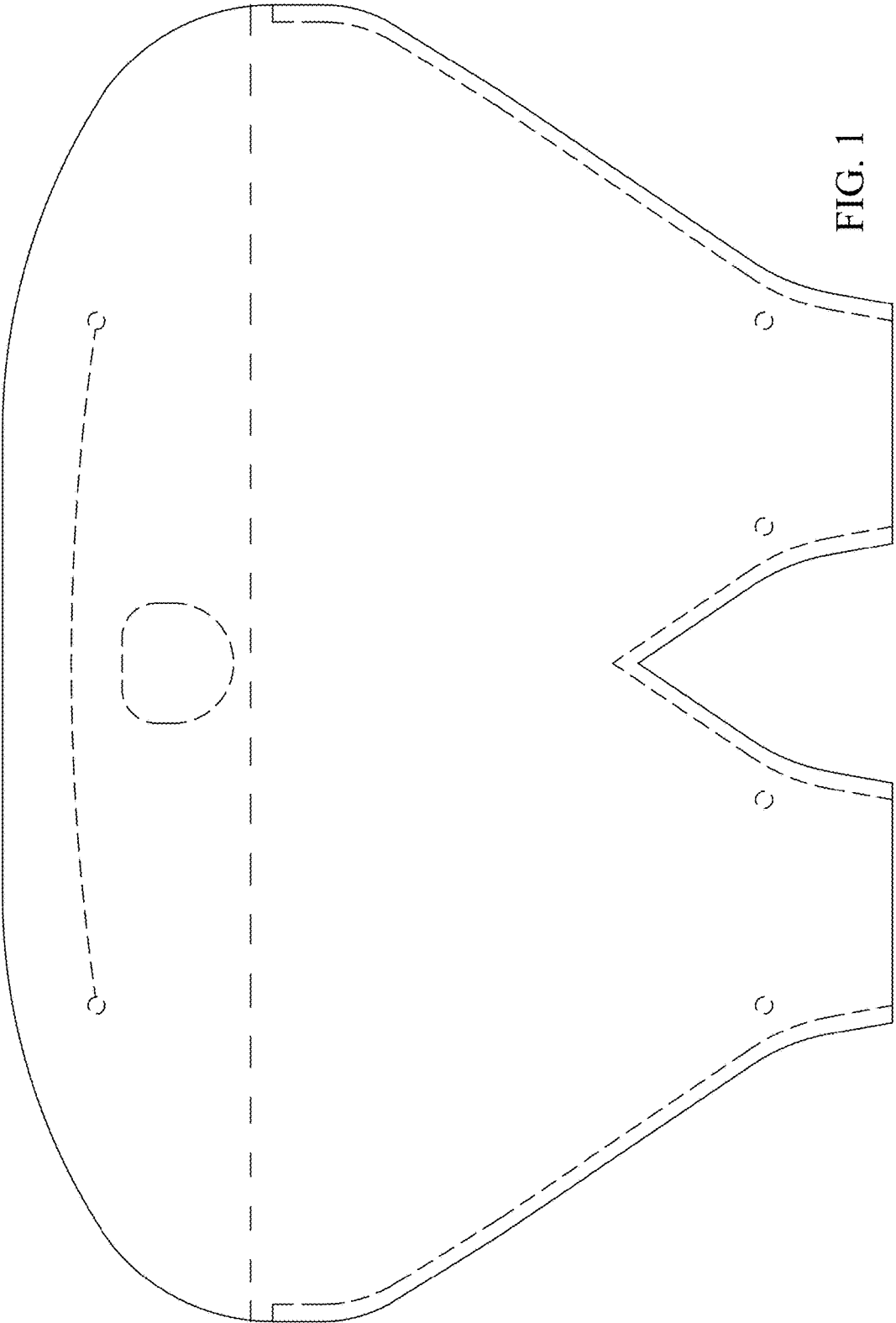


FIG. 1

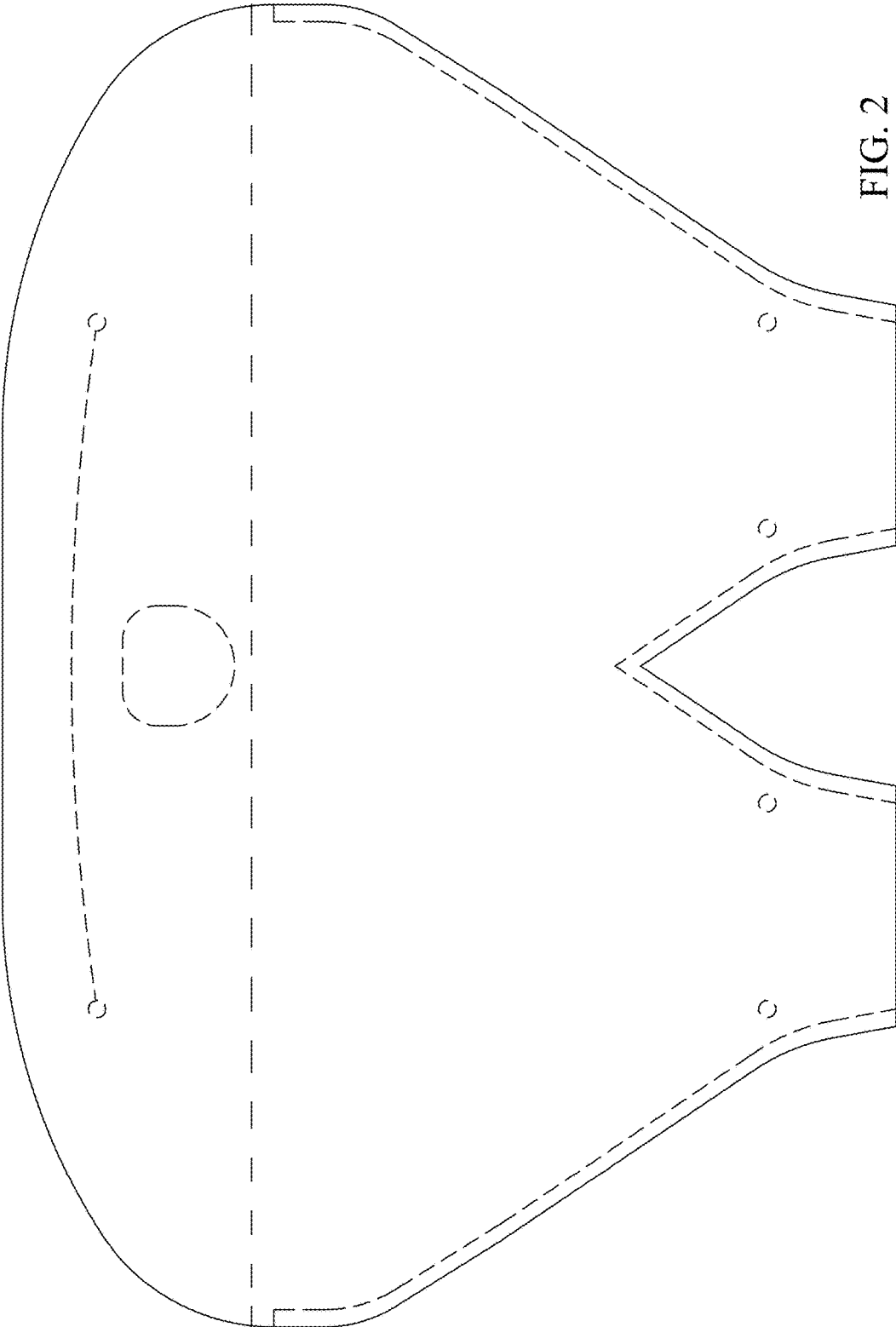


FIG. 2

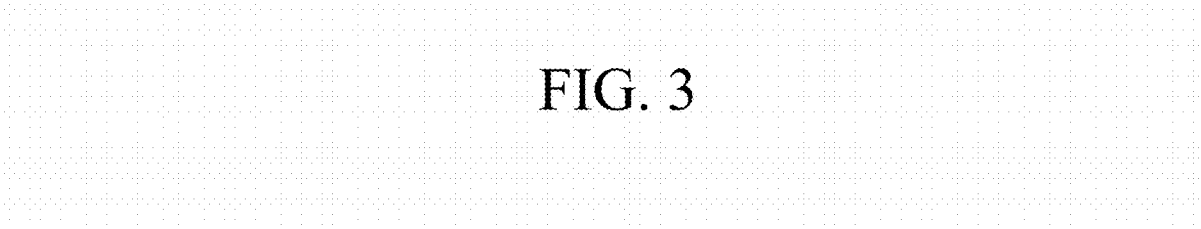


FIG. 3



FIG. 4



FIG. 5

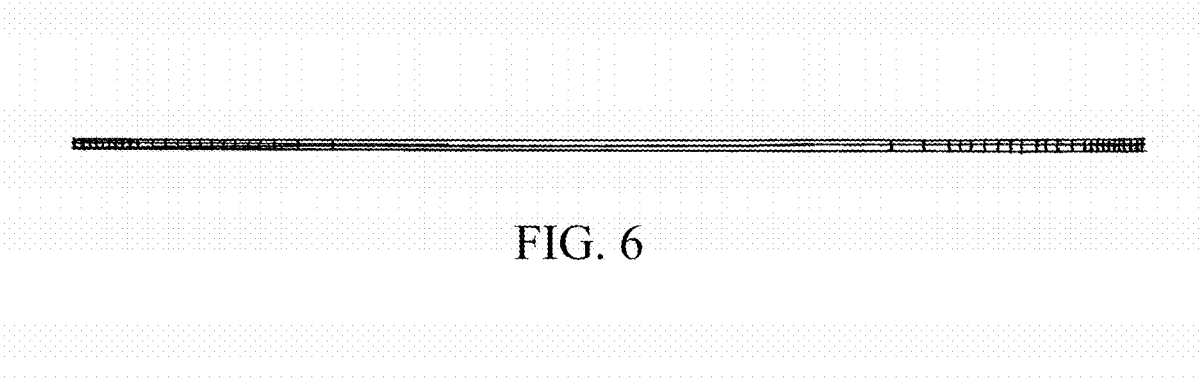


FIG. 6

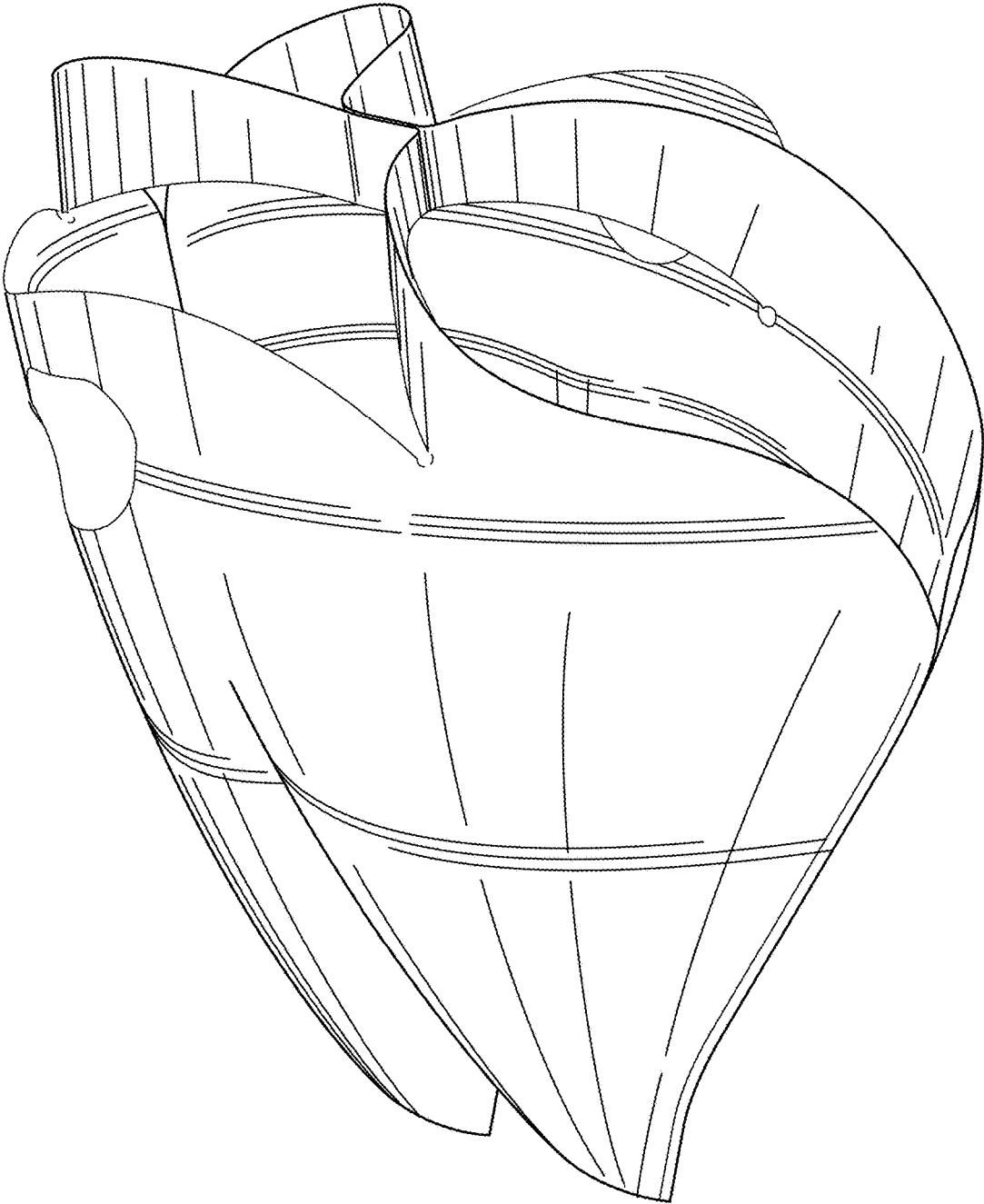


FIG. 7

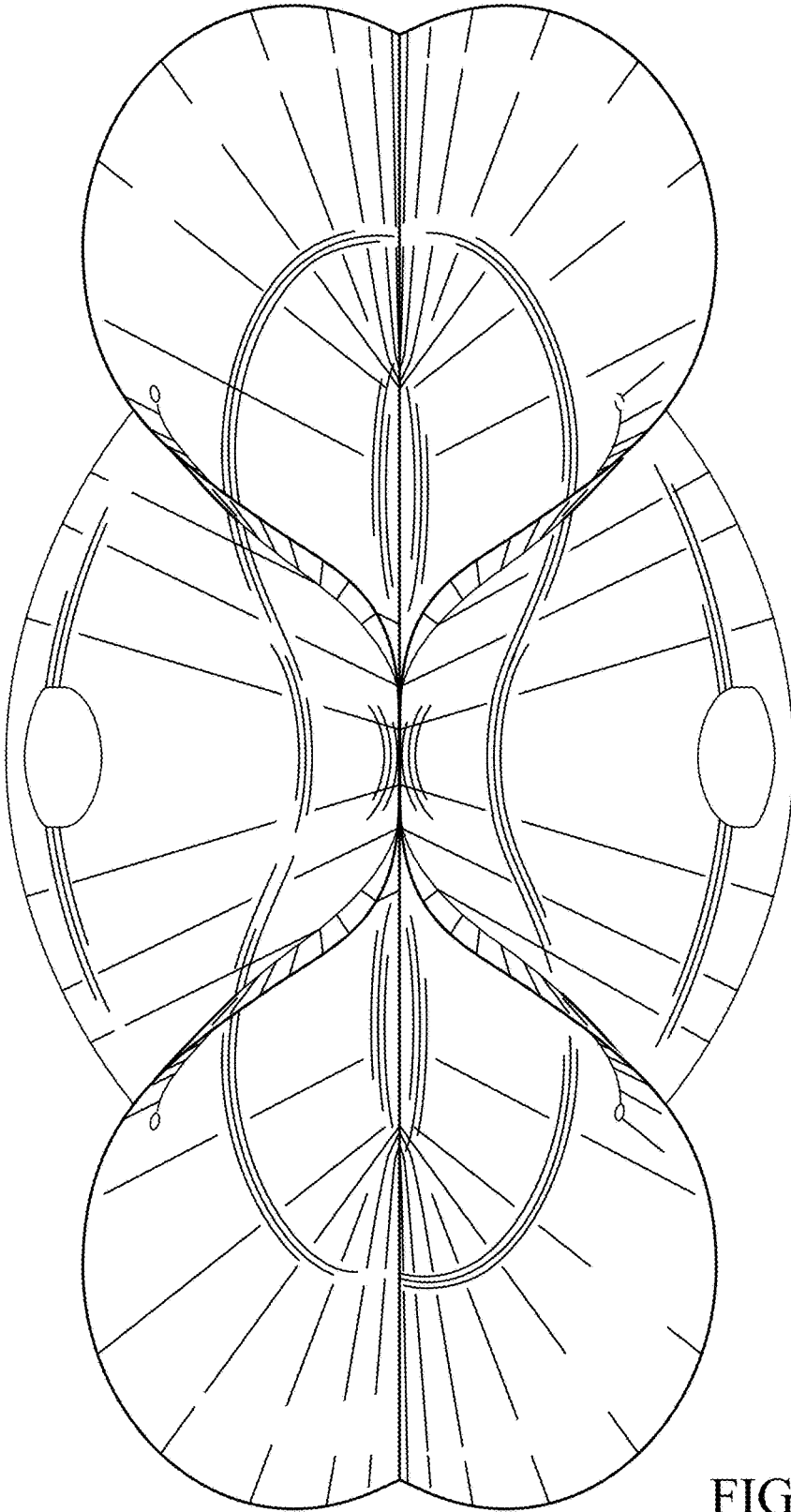


FIG. 8