



US00D845456S

(12) **United States Design Patent**
Swanson et al.

(10) **Patent No.:** **US D845,456 S**
(45) **Date of Patent:** **** Apr. 9, 2019**

- (54) **DEHUMIDIFIER**
- (71) Applicant: **Premium Home Comfort, Inc.**,
Philadelphia, PA (US)
- (72) Inventors: **Kurt Michael Swanson**, Philadelphia,
PA (US); **Devin Sidell**, Swarthmore, PA
(US)
- (73) Assignee: **Premium Home Comfort, Inc.**,
Philadelphia, PA (US)
- (**) Term: **15 Years**
- (21) Appl. No.: **29/624,638**
- (22) Filed: **Nov. 2, 2017**
- (51) **LOC (11) Cl.** **23-04**
- (52) **U.S. Cl.**
USPC **D23/359**
- (58) **Field of Classification Search**
USPC D23/355-366, 352, 369, 332, 333, 335,
D23/336, 342, 351; 422/120, 122;
55/356, 473, 504; 96/97; D14/188, 170,
D14/172; 261/DIG. 17; D18/34.6
CPC .. A61L 9/16; A61L 9/22; B01D 47/00; B01D
47/027; B01D 2221/02; B01D 2259/4508;
B03C 3/155; B03C 3/368; F24F 3/16;
F24F 13/20; F24F 13/28; F24F
2001/0096
See application file for complete search history.

D794,170 S *	8/2017	Lopez	D23/332
D804,002 S *	11/2017	Huang	D23/364
D810,265 S *	2/2018	Chen	D23/366
D818,097 S *	5/2018	Cho	D23/364
D820,422 S *	6/2018	Kim	D23/364
2017/0122603 A1*	5/2017	Kim	B01D 46/0035

OTHER PUBLICATIONS

kapsulair.com, kapsul d series, Jul. 20, 2018, <https://www.kapsulair.com/coming-soon>.*

* cited by examiner

Primary Examiner — David G Muller

Assistant Examiner — Nathan M Johnston

(74) *Attorney, Agent, or Firm* — Volpe and Koenig, P.C.

(57) **CLAIM**

The ornamental design for a dehumidifier, as shown and described.

DESCRIPTION

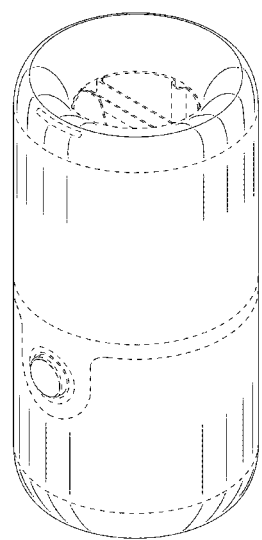
FIG. 1 is a front elevational view of a dehumidifier in accordance with the present invention;
 FIG. 2 is a rear elevational view of the design shown in FIG. 1;
 FIG. 3 is a right side elevational view of the design shown in FIG. 1;
 FIG. 4 is a left side elevational view of the design shown in FIG. 1;
 FIG. 5 is a top plan view of the design shown in FIG. 1;
 FIG. 6 is a bottom plan view of the design shown in FIG. 1; and,
 FIG. 7 is a top, front, right perspective view of the design shown in FIG. 1.
 The broken lines depict portions of the dehumidifier in which the design is embodied that form no part of the claimed design.

1 Claim, 7 Drawing Sheets

(56) **References Cited**

U.S. PATENT DOCUMENTS

D328,946 S *	8/1992	Havrilla	D23/365
D493,874 S *	8/2004	Woods	D23/364
D659,819 S *	5/2012	Edwards	D24/110
D681,791 S *	5/2013	Jorgensen	D23/366
D716,427 S *	10/2014	Lim	D23/364
D768,834 S *	10/2016	Schuller	D23/366
D788,897 S *	6/2017	Lee	D23/356



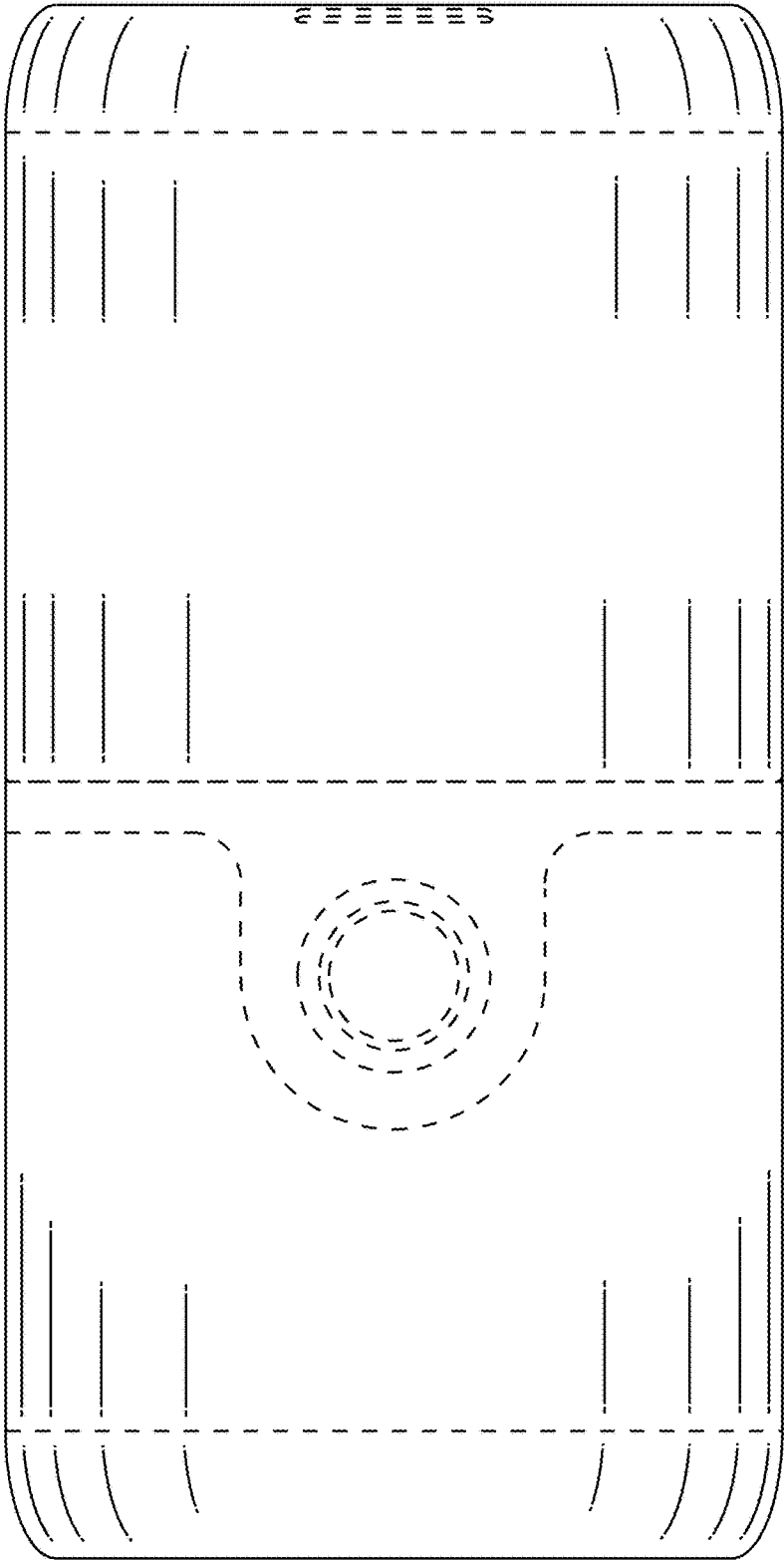


FIG. 1

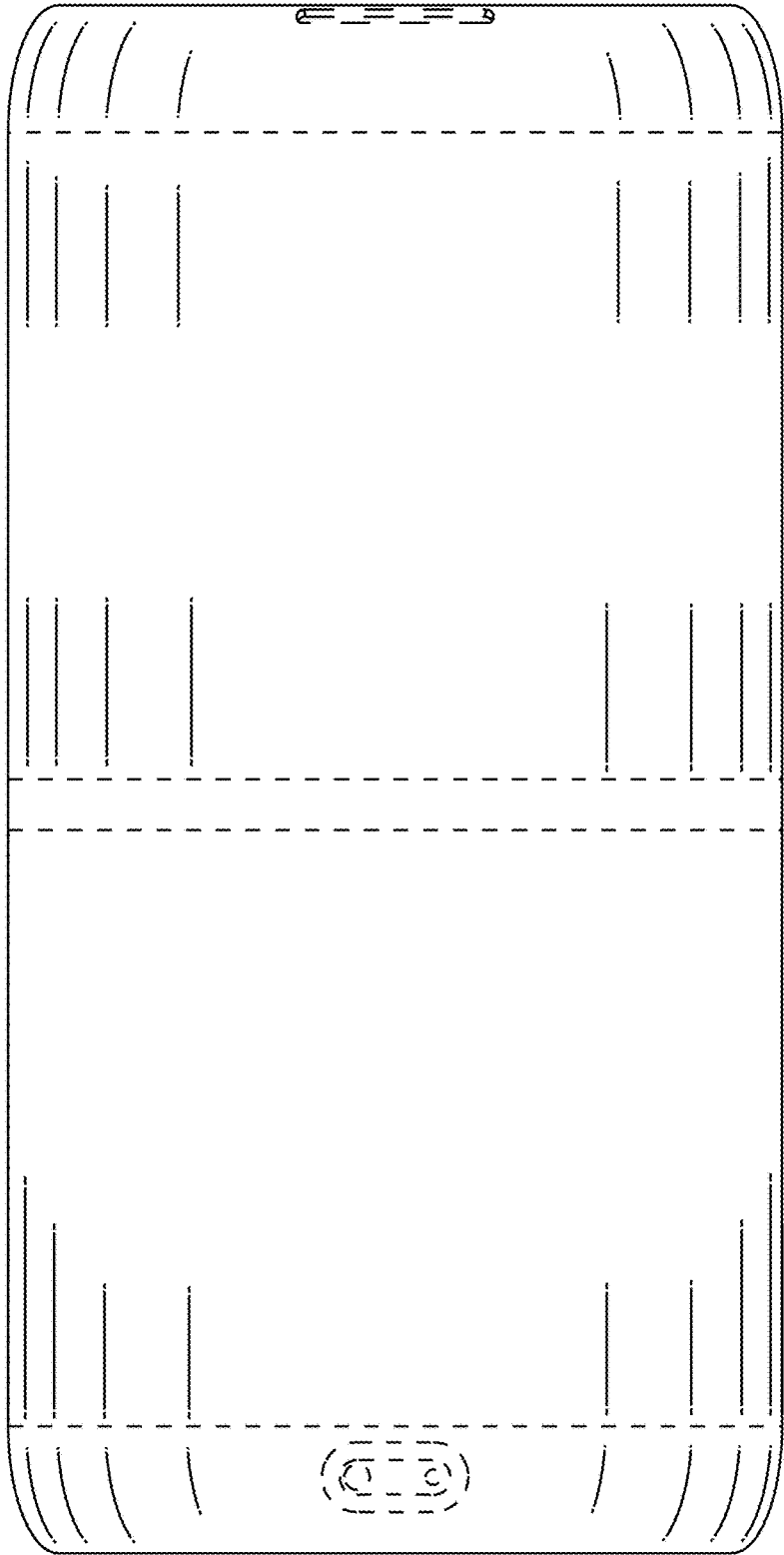


FIG. 2

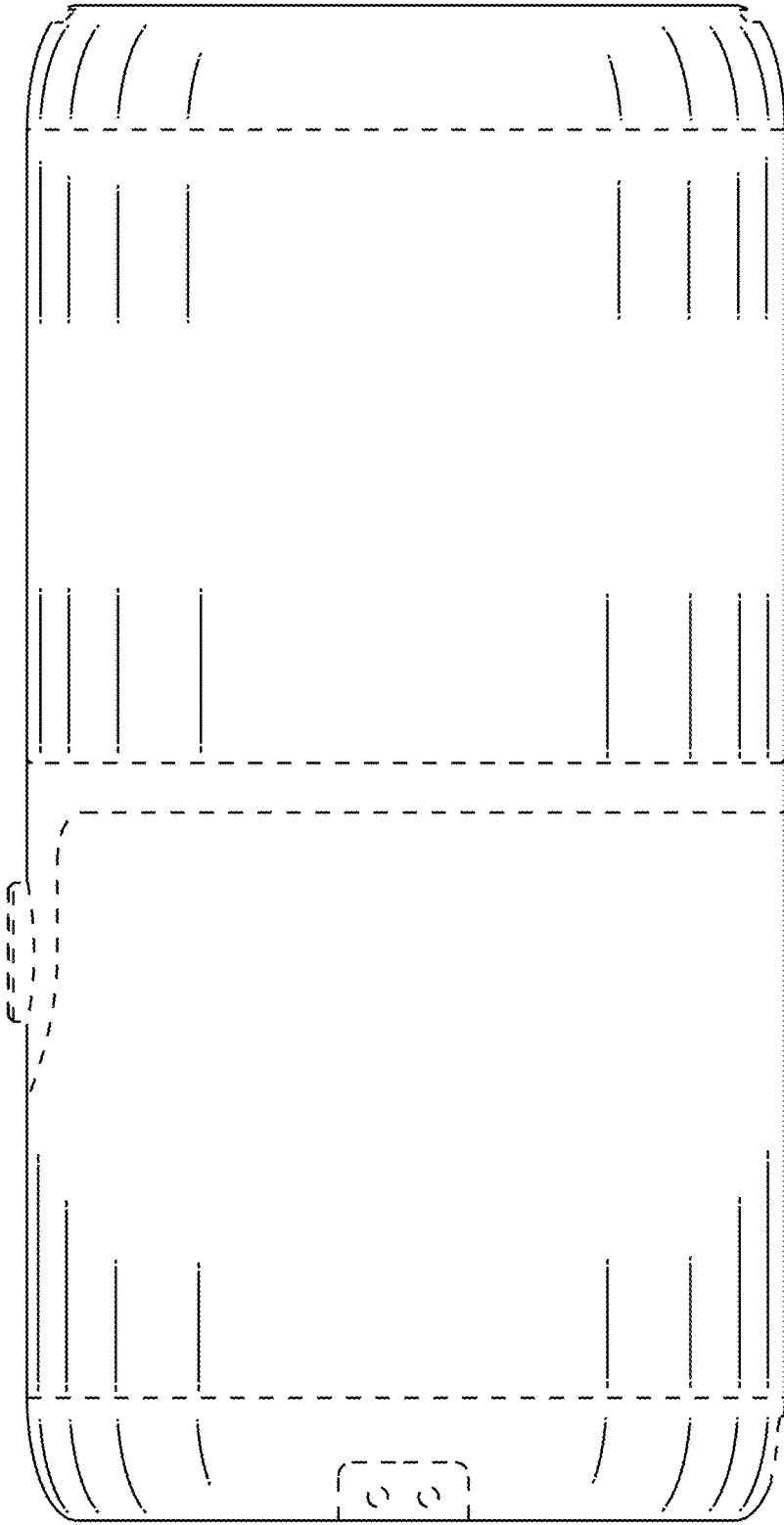


FIG. 3

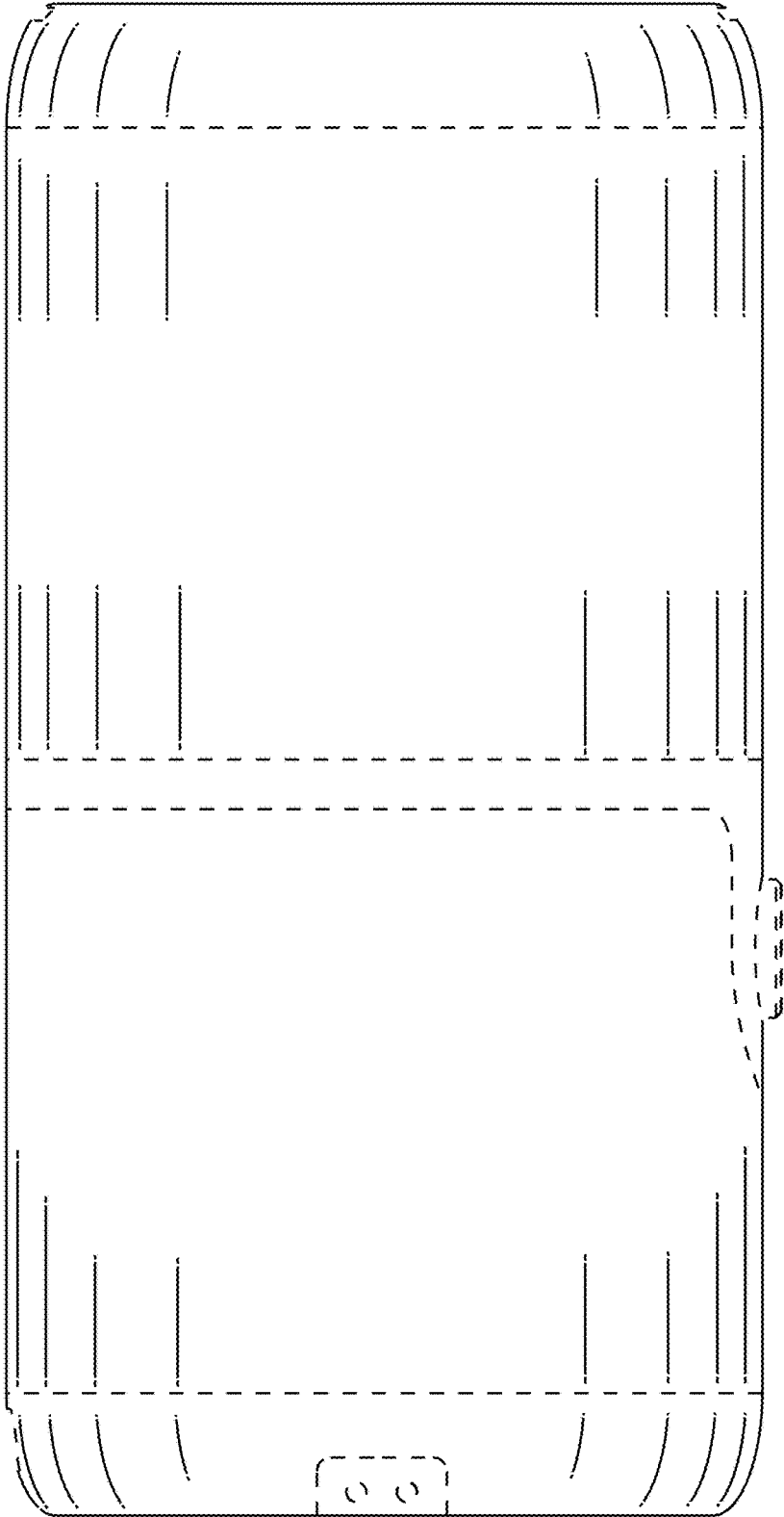


FIG. 4

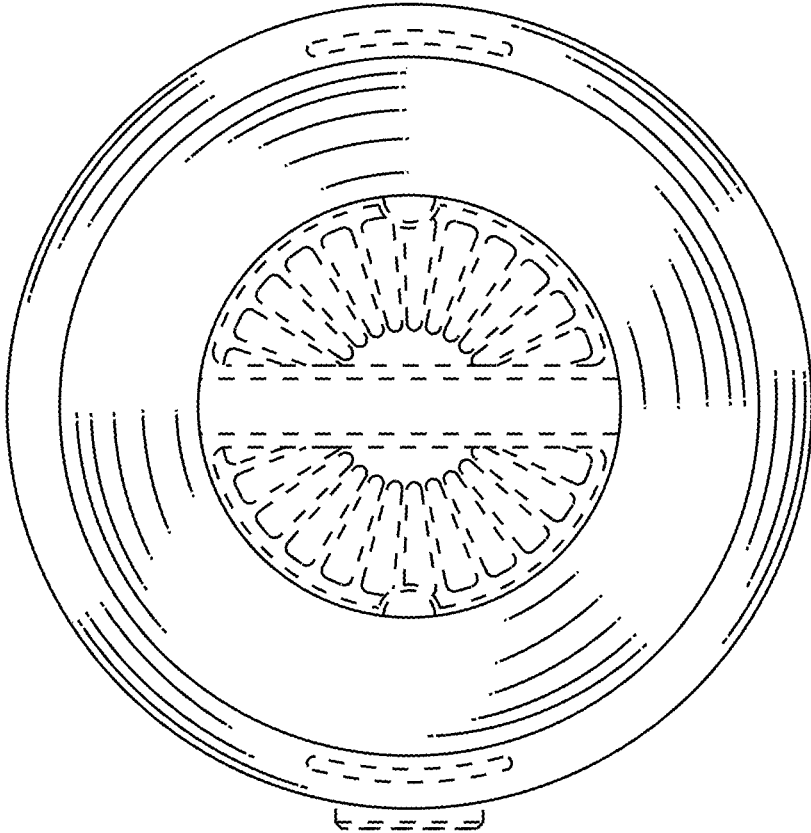


FIG. 5

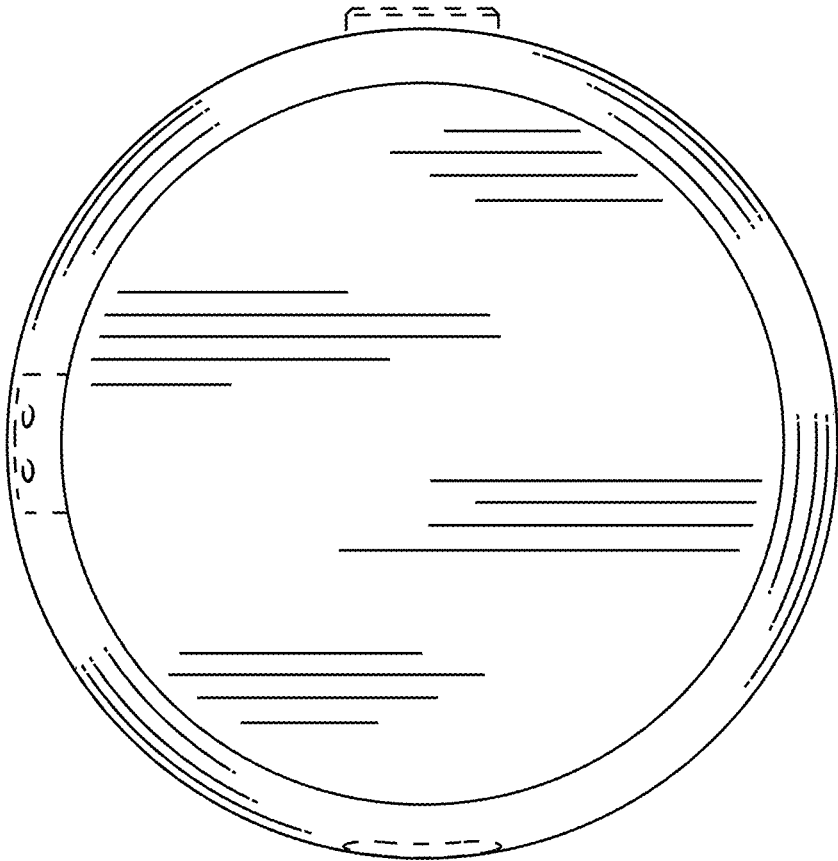


FIG. 6

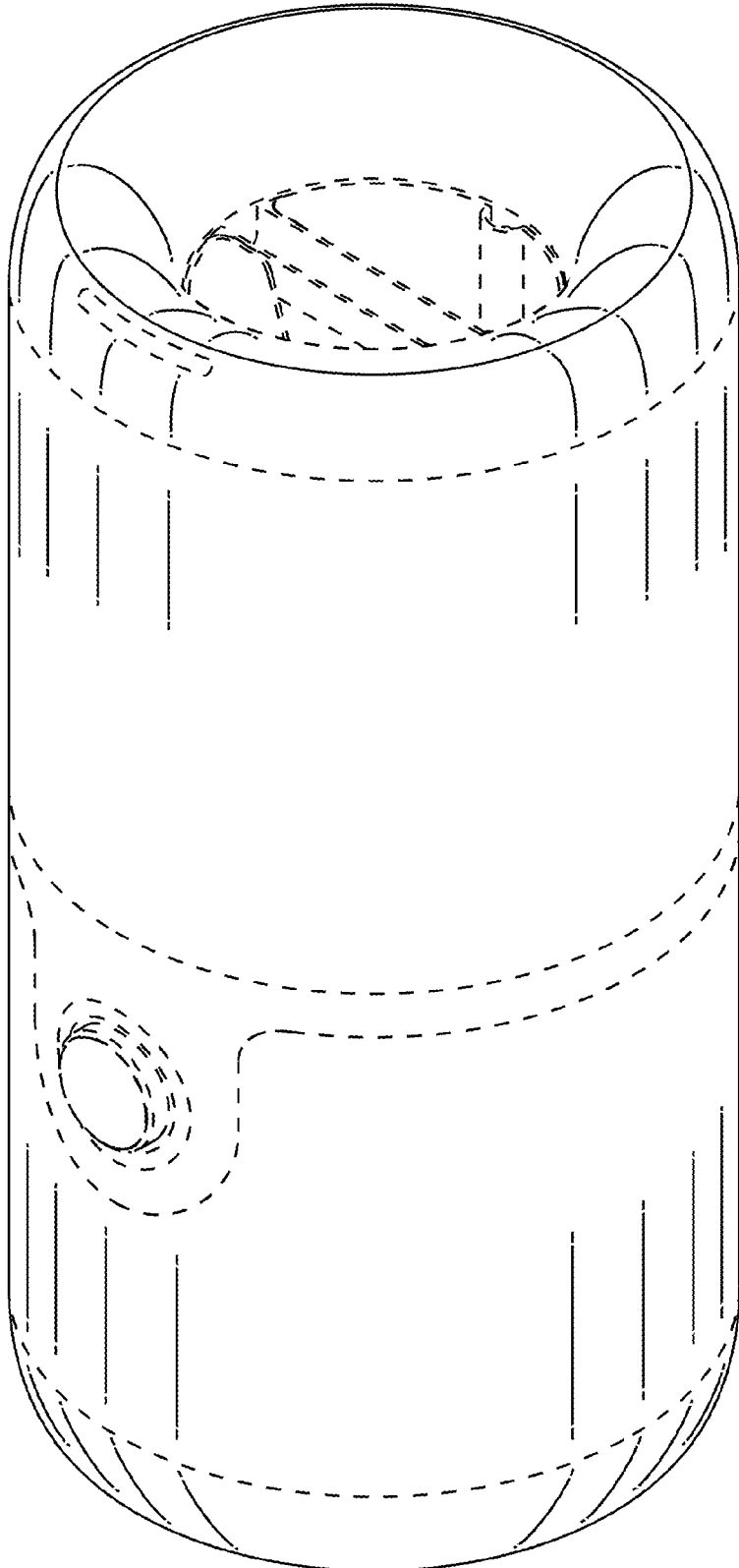


FIG. 7