



US00D954489S

(12) **United States Design Patent**  
**Dash et al.**

(10) **Patent No.:** **US D954,489 S**  
(45) **Date of Patent:** **\*\* Jun. 14, 2022**

- (54) **COOKING APPLIANCE**
- (71) Applicant: **TSANN KUEN (ZHANGZHOU) ENTERPRISE CO., LTD.**, Fujian (CN)
- (72) Inventors: **Evan Dash**, New York, NY (US); **Wenyu Chang**, Tainan (TW)
- (73) Assignee: **TSANN KUEN (ZHANGZHOU) ENTERPRISE CO., LTD.**, Fujian (CN)
- (\*\*) Term: **15 Years**
- (21) Appl. No.: **29/711,061**
- (22) Filed: **Oct. 28, 2019**

D405,312 S	2/1999	Hoare
D407,598 S	4/1999	Deni
D409,876 S	5/1999	Gruaz
D424,365 S	5/2000	To
D430,453 S	9/2000	Lin
D445,630 S	7/2001	Hsu
D446,679 S	8/2001	Lin
D450,977 S	11/2001	Lin
D453,658 S	2/2002	Brady
D473,417 S	4/2003	Martres
D509,704 S	9/2005	To
D522,798 S	6/2006	Wilgus
7,064,298 B2	6/2006	Li
D532,642 S	11/2006	Wilgus
D533,392 S	12/2006	Yeung
D550,025 S	9/2007	Chao
D570,157 S *	6/2008	De La Torre ..... D7/410

(Continued)

**Related U.S. Application Data**

- (62) Division of application No. 29/655,725, filed on Jul. 6, 2018, now Pat. No. Des. 864,649, which is a division of application No. 29/591,478, filed on Jan. 20, 2017, now Pat. No. Des. 823,633.

*Primary Examiner* — Ricky Pham  
(74) *Attorney, Agent, or Firm* — Belles Katz LLC

- (51) **LOC (13) Cl.** ..... **07-02**
- (52) **U.S. Cl.**  
USPC ..... **D7/352**
- (58) **Field of Classification Search**  
USPC ..... D1/121, 127; D7/323, 328–330, 337, D7/347, 352–364, 367, 402, 409–411  
CPC . A21B 5/023; A47J 27/60; A47J 27/62; A47J 37/04; A47J 37/06; A47J 37/067; A47J 37/0605; A47J 37/0611; A47J 37/0623; A47J 37/0629; A47J 37/0676; A47J 37/282; A47J 2037/06; A47J 2037/0611; F24C 15/10; F24C 15/102; H05B 6/02; H05B 6/062  
See application file for complete search history.

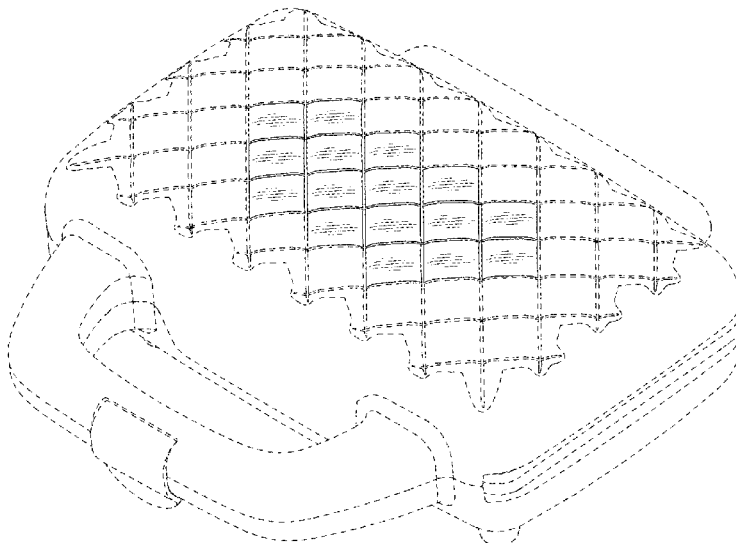
(57) **CLAIM**  
We claim the ornamental design for a cooking appliance, as shown and described.

**DESCRIPTION**

FIG. 1 is a front elevation view of a cooking appliance in accordance with the present invention;  
FIG. 2 is a rear elevation view thereof;  
FIG. 3 is a right side elevation view thereof;  
FIG. 4 is a left side elevation view thereof;  
FIG. 5 is a top plan view thereof;  
FIG. 6 is a bottom plan view thereof; and,  
FIG. 7 is a front top perspective view thereof.  
The broken lines illustrate portions of the cooking appliance that form no part of the claimed design.

- (56) **References Cited**  
U.S. PATENT DOCUMENTS  
1,950,734 A \* 3/1934 Leaf ..... A47J 43/282 426/95  
D202,960 S \* 11/1965 Carpenter ..... D7/352

**1 Claim, 7 Drawing Sheets**



(56)

**References Cited**

U.S. PATENT DOCUMENTS

D657,609	S	4/2012	Lavy	
D657,991	S	4/2012	Kennedy	
D670,956	S	11/2012	Kokenis	
D689,323	S	9/2013	Endres	
D710,566	S *	8/2014	Tebow .....	D1/121
D750,416	S	3/2016	Meraz	
D755,010	S *	5/2016	Wu .....	D7/354
D772,525	S *	11/2016	Enoch .....	D1/127
D802,985	S	11/2017	Jozancy	
D823,633	S	7/2018	Dash	
D864,649	S *	10/2019	Dash .....	D7/352
2006/0272511	A1	12/2006	Dreimann	

\* cited by examiner

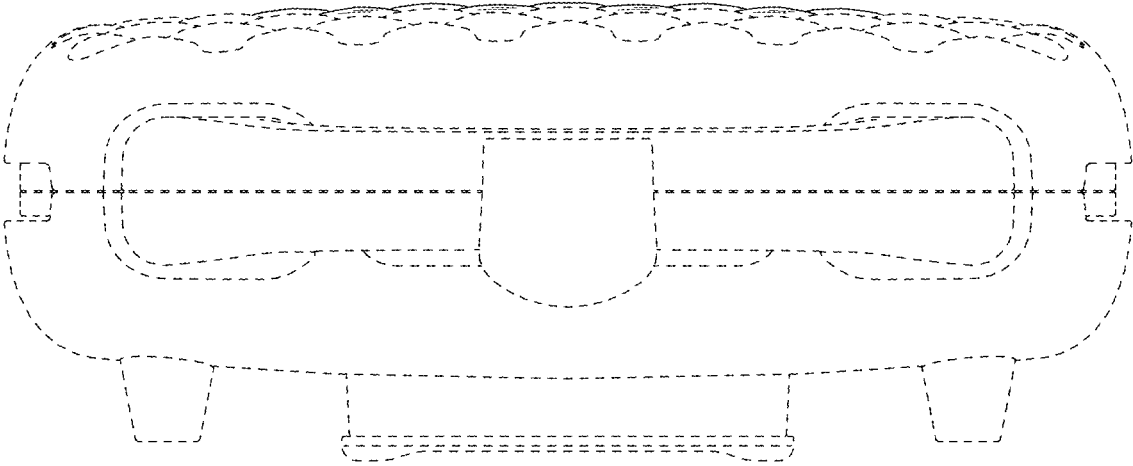


FIG. 1

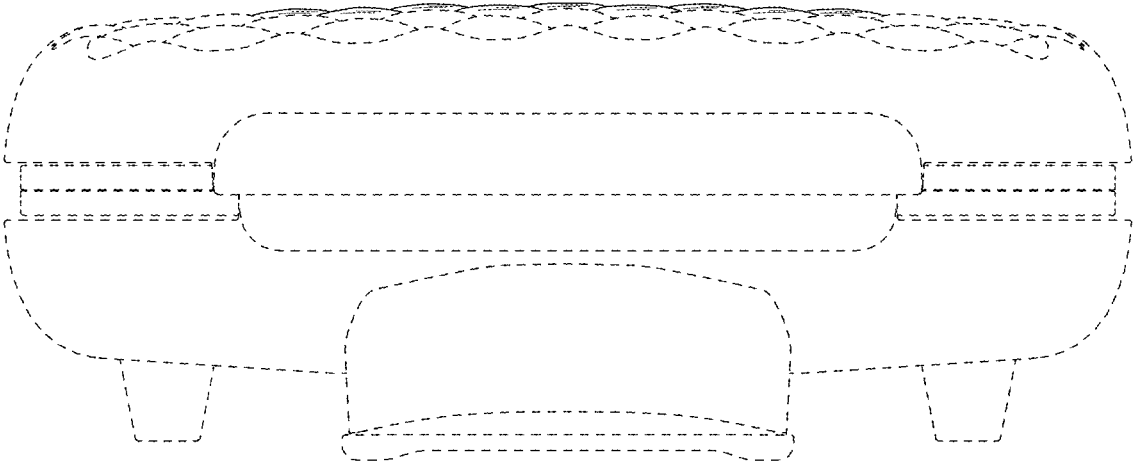


FIG. 2

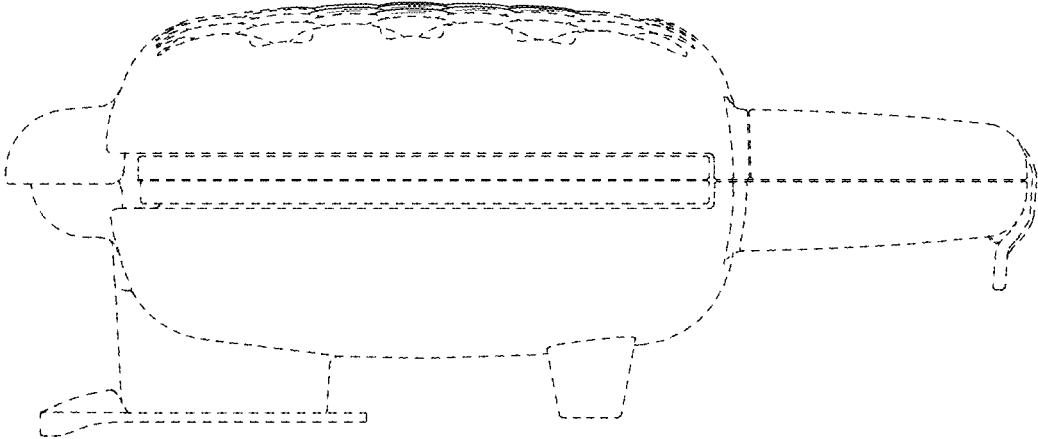


FIG. 3

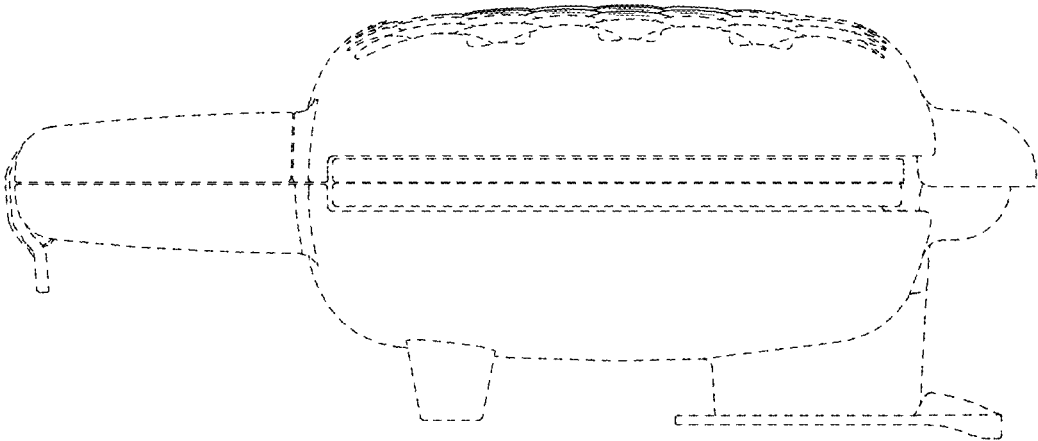


FIG. 4

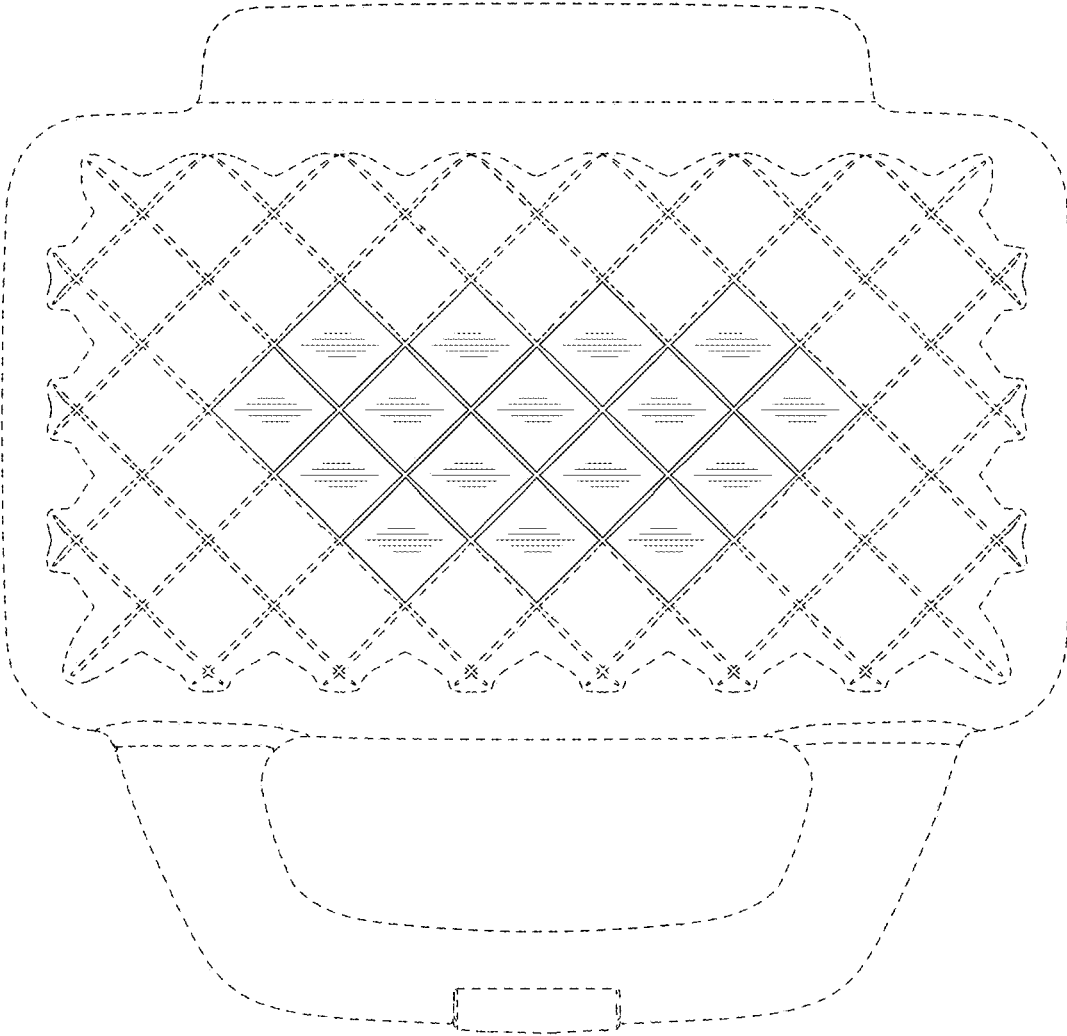


FIG. 5

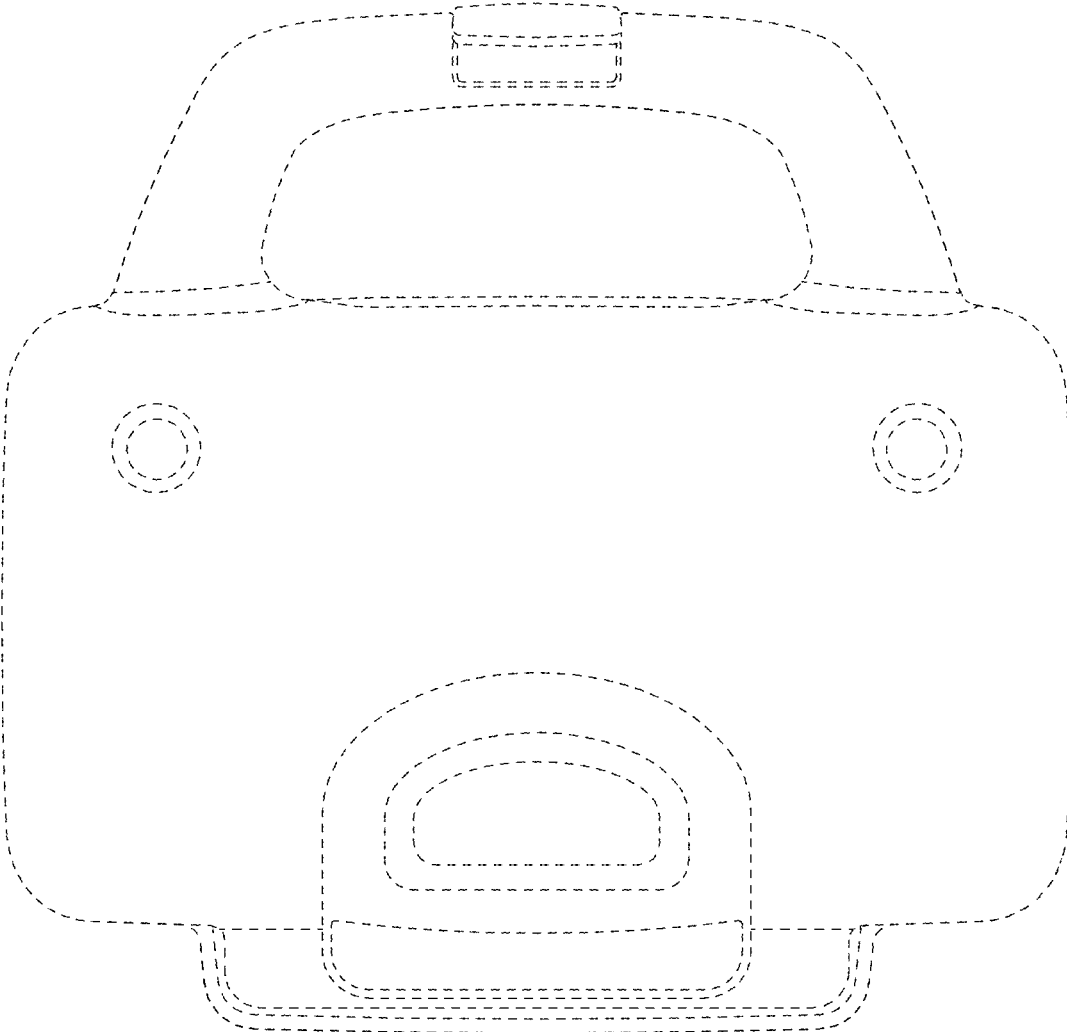


FIG. 6



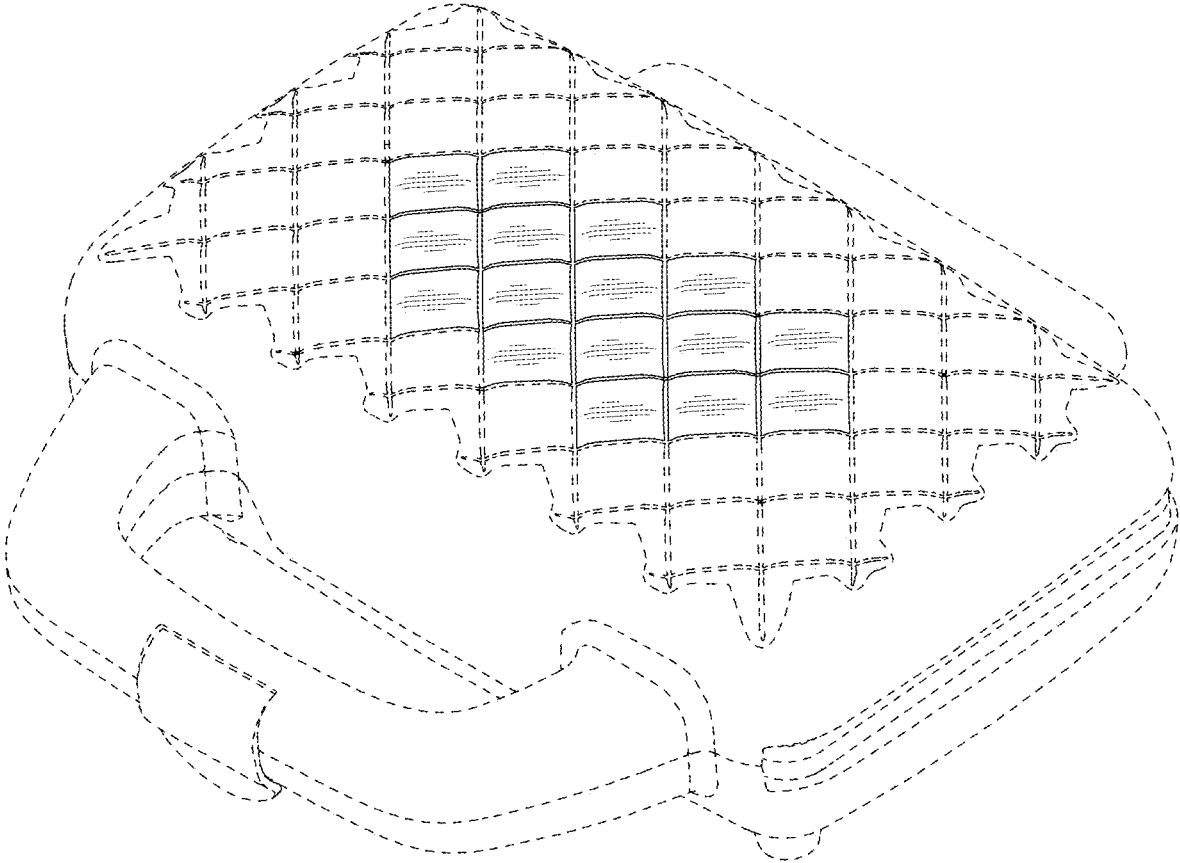


FIG. 7