



US00D513874S

(12) **United States Design Patent**
Hardy et al.

(10) **Patent No.:** **US D513,874 S**
(45) **Date of Patent:** **** Jan. 31, 2006**

(54) **PORTION OF A MESH BASKET**

(75) Inventors: **Christopher Hardy**, Springfield, IL (US); **R. Neal Post**, Springfield, IL (US)

(73) Assignee: **Design Ideas, Ltd.**, Springfield, IL (US)

(**) Term: **14 Years**

(21) Appl. No.: **29/209,367**

(22) Filed: **Jul. 15, 2004**

Related U.S. Application Data

(62) Division of application No. 29/148,906, filed on Sep. 28, 2001, now abandoned.

(51) **LOC (8) Cl.** **03-01**

(52) **U.S. Cl.** **D3/306; D3/314**

(58) **Field of Classification Search** D3/304-315;
D6/566, 567, 525, 537, 540, 574, 572, 511;
206/202, 513, 557; 211/13.1, 41.3, 41.4,
211/86.01, 88.01, 134, 126.1, 181.1; 248/302;
220/485, 488

See application file for complete search history.

(56) **References Cited**

U.S. PATENT DOCUMENTS

71,881 A	*	12/1867	Howe et al.	220/485
171,032 A		12/1875	Meyers	
201,959 A	*	4/1878	Stockwell et al.	220/485
297,382 A		4/1884	Golding	
463,964 A		11/1891	Gates	
887,097 A		5/1908	Kimber	
920,313 A		5/1909	Franklin	
1,098,053 A		5/1914	Porter	
1,382,592 A		6/1921	Ames	

(Continued)

FOREIGN PATENT DOCUMENTS

FR	826876	4/1938
GB	228338	2/1925
GB	730785	6/1955

OTHER PUBLICATIONS

Miller's Office Products: 1996 Office Products Catalog, p. 442, item C.*

The Container Store Catalog: 1999 The Ultimate Closet Planning Guide, Annual Elfa Sale, pp. 16 and 19, Medium 2-Runner Drawer.*

Design Ideas catalog 1995, p. 24.

Miller's Office Products catalog 1995, p. 442, Wire Mesh Desk Accessories.

Miller's Office Products catalog 1997, p. 453, Mesh Desk Accessories.

Miller's Office Products catalog 1998, p. 475, Wire Mesh Desk Accessories.

Design Ideas catalog 1998, pp. 61, 66-67.

Hong Kong Enterprise, Oct. 1999, p. 1126, mesh basket, #SM 500 in center of page.

Hong Kong Enterprise, Oct. 1999, p. 98, mesh basket, #NH-11, bottom of page.

Four digital photos of drawers of the elfa® closet system sold by The Container Store®. Offered for sale before Sep. 28, 2000.

The Container Store, The Ultimate Planning Guide, revised Nov. 2001, pp. cover, back, 20, 21, and 34.

Primary Examiner—Louis S. Zarfaz

Assistant Examiner—John Windmuller

(74) *Attorney, Agent, or Firm*—Saidman DesignLaw Group

(57) **CLAIM**

The ornamental design for a portion of a mesh basket, as shown and described.

DESCRIPTION

FIG. 1 is a perspective view of a portion of a mesh basket showing our new design;

FIG. 2 is a front view thereof, the rear view being identical;

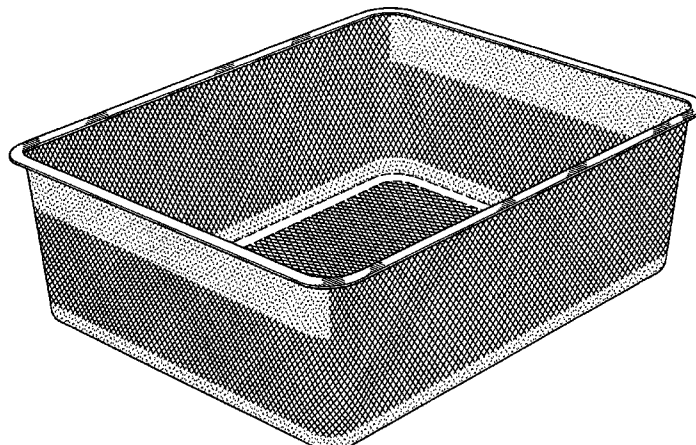
FIG. 3 is a right side view thereof, the left side view being identical;

FIG. 4 is a top view thereof; and,

FIG. 5 is a bottom view thereof.

The broken line showing in the drawing is for illustrative purposes only and forms no part of the claimed design.

1 Claim, 5 Drawing Sheets



US D513,874 S

Page 2

U.S. PATENT DOCUMENTS

1,384,755 A	7/1921	Hall	4,205,406 A	6/1980	Wangkeo et al.	
1,408,026 A	2/1922	Ochiltree	4,339,048 A	7/1982	McMillen et al.	
1,445,259 A	2/1923	Wiselogel	D267,395 S	* 12/1982	Groenewold et al.	D9/425
1,463,098 A	7/1923	Snyder	D328,993 S	* 9/1992	Rosenthal	D6/566
RE16,431 E	9/1926	Kratzer	D360,531 S		Griffith	
1,660,410 A	2/1928	Beckman	D373,039 S	* 8/1996	Cohen et al.	D6/566
1,890,983 A	12/1932	Griffith	D383,283 S		Hankins, III	
2,408,082 A	9/1946	Mack	5,810,179 A	9/1998	Kleiman	
2,443,319 A	6/1948	Mack	D407,558 S	* 4/1999	Huguet et al.	D3/314
D152,140 S	12/1948	Crawford et al.	D416,165 S	* 11/1999	Zemel	D7/359
D152,141 S	12/1948	Crawford et al.	D419,302 S		Hardy et al.	
2,502,781 A	4/1950	Erickson	D431,907 S	10/2000	Andujar et al.	
2,768,022 A	10/1956	Pope	D433,709 S	11/2000	Hardy	
D182,349 S	3/1958	Alvord	D433,711 S	11/2000	Andujar	
D189,544 S	1/1961	Harris	D434,074 S	11/2000	Hardy	
D189,550 S	1/1961	Alvord	D450,481 S	11/2001	Post	
D194,513 S	2/1963	Sparling	D451,675 S	12/2001	Hardy et al.	
3,120,323 A	2/1964	Sparling	D455,029 S	* 4/2002	Gusdorf	D6/462
D204,314 S	4/1966	Bright	6,461,501 B1	10/2002	Porter	
3,935,958 A	2/1976	Frangos				

* cited by examiner

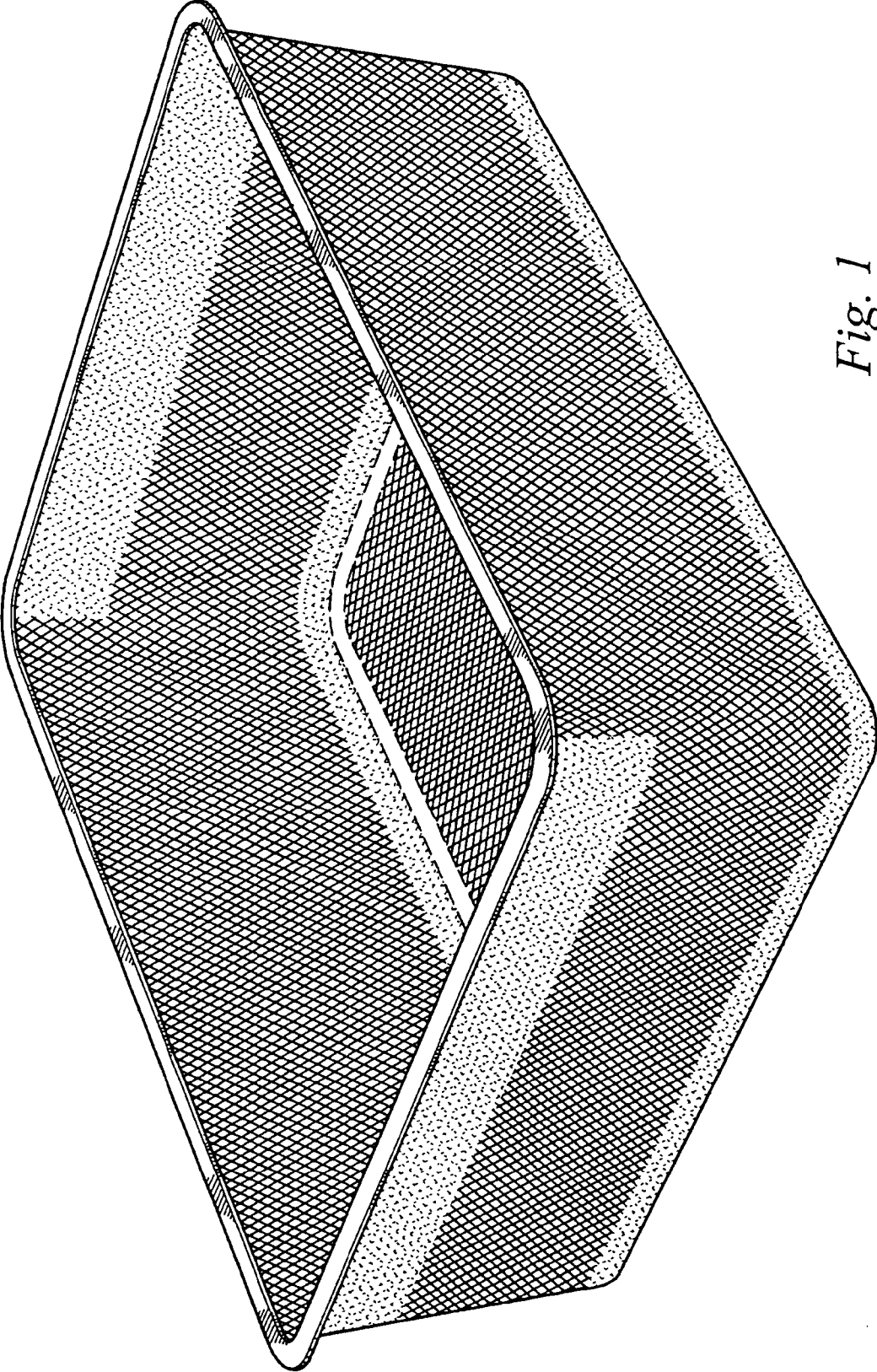


Fig. 1




Fig. 2




Fig. 3




Fig. 4




Fig. 5