



- (51) **International Patent Classification:**
C07D 231/16 (2006.01) *A01N 43/56* (2006.01)
- (21) **International Application Number:**
PCT/EP2014/076512
- (22) **International Filing Date:**
4 December 2014 (04.12.2014)
- (25) **Filing Language:** English
- (26) **Publication Language:** English
- (30) **Priority Data:**
13356016.9 5 December 2013 (05.12.2013) EP
- (71) **Applicant:** BAYER CROPSCIENCE AG [DE/DE]; Alfred-Nobel-Strasse 50, 40789 Monheim (DE).
- (72) **Inventors:** CRISTAU, Pierre; 4 rue Marietton, F-69009 Lyon (FR). DESBORDES, Philippe; 14 rue du Docteur Mouisset, F-69006 Lyon (FR). GEIST, Julie; 23 rue Bourget, F-69009 Lyon (FR). NICOLAS, Lionel; 3 rue Chavannes, F-69001 Lyon (FR). RINOLFI, Philippe; 7 chemin du coteau, lieu-dit la Colletière, F-69380 Chatillon d'Azergues (FR). SCHMIDT, Jan-Peter; 130 Prospector Court, Folsom, California 95630 (US). TSUCHIYA, Tomoki; 2 rue Rivet, F-69001 Lyon (FR). VORS, Jean-Pierre; 6 allée Adanson, F-69110 Sainte-Foy-Les-Lyon (FR). WACHENDORFF-NEUMANN, Ulrike; Oberer Markweg 85, 56566 Neuwied (DE).
- (74) **Agent:** GUITTON, Carole; BAYER SAS, Patents & Licensing Department, 14 impasse Pierre Baizet, CS99163, F-69263 Lyon cedex 09 (FR).

- (81) **Designated States** (unless otherwise indicated, for every kind of national protection available): AE, AG, AL, AM, AO, AT, AU, AZ, BA, BB, BG, BH, BN, BR, BW, BY, BZ, CA, CH, CL, CN, CO, CR, CU, CZ, DE, DK, DM, DO, DZ, EC, EE, EG, ES, FI, GB, GD, GE, GH, GM, GT, HN, HR, HU, ID, IL, IN, IR, IS, JP, KE, KG, KN, KP, KR, KZ, LA, LC, LK, LR, LS, LU, LY, MA, MD, ME, MG, MK, MN, MW, MX, MY, MZ, NA, NG, NI, NO, NZ, OM, PA, PE, PG, PH, PL, PT, QA, RO, RS, RU, RW, SA, SC, SD, SE, SG, SK, SL, SM, ST, SV, SY, TH, TJ, TM, TN, TR, TT, TZ, UA, UG, US, UZ, VC, VN, ZA, ZM, ZW.
- (84) **Designated States** (unless otherwise indicated, for every kind of regional protection available): ARIPO (BW, GH, GM, KE, LR, LS, MW, MZ, NA, RW, SD, SL, ST, SZ, TZ, UG, ZM, ZW), Eurasian (AM, AZ, BY, KG, KZ, RU, TJ, TM), European (AL, AT, BE, BG, CH, CY, CZ, DE, DK, EE, ES, FI, FR, GB, GR, HR, HU, IE, IS, IT, LT, LU, LV, MC, MK, MT, NL, NO, PL, PT, RO, RS, SE, SI, SK, SM, TR), OAPI (BF, BJ, CF, CG, CI, CM, GA, GN, GQ, GW, KM, ML, MR, NE, SN, TD, TG).

Declarations under Rule 4.17:

- as to applicant's entitlement to apply for and be granted a patent (Rule 4.17(ii))

Published:

- with international search report (Art. 21(3))

(54) **Title:** N-CYCLOALKYL-N-{[2-(1-SUBSTITUTEDCYCLOALKYL)PHENYL]METHYLENE}-(THIO)CARBOXAMIDE DERIVATIVES

(57) **Abstract:** The present invention relates to fungicidal N-cycloalkyl-N-{[2-(1-substitutedcycloalkyl)phenyl]methylene} carboxamide derivatives and their thiocarbonyl derivatives, their process of preparation and intermediate compounds for their preparation, their use as fungicides, particularly in the form of fungicidal compositions and methods for the control of phytopathogenic fungi of plants using these compounds or their compositions.



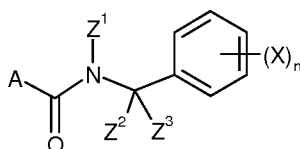
**N-CYCLOALKYL-N-[[2-(1-SUBSTITUTEDCYCLOALKYL)PHENYL]METHYLENE]-
(THIO)CARBOXAMIDE DERIVATIVES**

DESCRIPTION

5 The present invention relates to fungicidal N-cycloalkyl-N-[[2-(1-substitutedcycloalkyl)phenyl]methylene] carboxamide derivatives and their thiocarbonyl derivatives, their process of preparation and intermediate compounds for their preparation, their use as fungicides, particularly in the form of fungicidal compositions and methods for the control of phytopathogenic fungi of plants, using these compounds or their compositions.

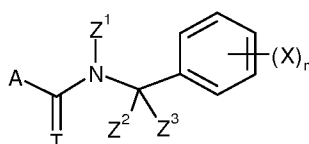
10

In international patent application WO-2007/087906 certain N-cycloalkyl-N-benzyl-carboxamides are generically embraced in a broad disclosure of numerous compounds of the following formula:



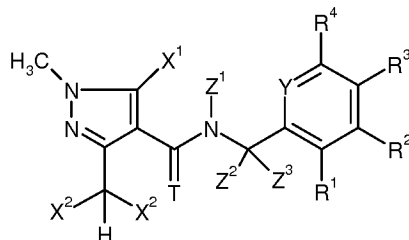
15 wherein A represents a carbo-linked, partially saturated or unsaturated, 5-membered heterocyclyl group, Z¹ represents a substituted or non-substituted C₃-C₇-cycloalkyl group, n is equal to 1 to 5 and X can represent various substituents among which a unsubstituted C₃-C₇-cycloalkyl. However, there is no explicit disclosure or suggestion to select in this document of any such derivative wherein X can represent a substituted C₃-C₇-cycloalkyl.

20 In international patent application WO-2009/016220 certain N-cycloalkyl-N-benzyl-thiocarboxamides are generically embraced in a broad disclosure of numerous compounds of the following formula:



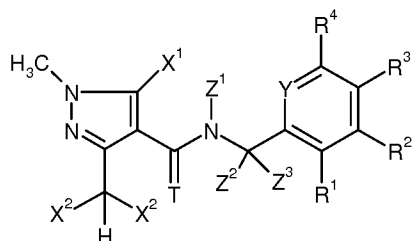
25 wherein A represents a carbo-linked, partially saturated or unsaturated, 5-membered heterocyclyl group, T can represent S, Z¹ represents a substituted or non-substituted C₃-C₇-cycloalkyl group, n is equal to 1 to 5 and X can represent various substituents among which a unsubstituted C₃-C₇-cycloalkyl. However, there is no explicit disclosure or suggestion to select in this document of any such derivative wherein X can represent a substituted C₃-C₇-cycloalkyl.

30 In international patent application WO-2010/130767 certain N-cycloalkyl-N-benzyl-carboxamides or thiocarboxamides are generically embraced in a broad disclosure of numerous compounds of the following formula:

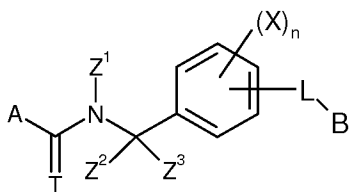


wherein X¹ and X² represent a fluorine or a chlorine atom, T can represent O or S, Z¹ represents a substituted or non-substituted cyclopropyl group, Y can represent CR⁵ and each substituent Rⁱ, i being an integer from 1 to 5, can, independently, represent various substituents among which a substituted or non-substituted C₃-C₇-cycloalkyl. However, there is no explicit disclosure in this document of any such derivative wherein Rⁱ, i being an integer from 1 to 5, can represent a substituted C₃-C₇-cycloalkyl.

In international patent application WO-2012/052490 certain N-cycloalkyl-N-benzyl-carboxamides or thiocarboxamides are generically embraced in a broad disclosure of numerous compounds of the following formula:

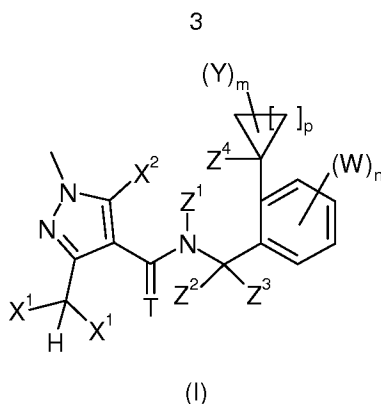


wherein X¹ and X² represent a fluorine or a chlorine atom, T can represent O or S, Z¹ can represent a substituted or non-substituted C₄-C₇-cycloalkyl group, Y can represent CR⁵ and each substituent Rⁱ, i being an integer from 1 to 5, can, independently, represent various substituents among which a substituted or non-substituted C₃-C₇-cycloalkyl. However, there is no explicit disclosure in this document of any such derivative wherein Rⁱ, i being an integer from 1 to 5, can represent a substituted C₄-C₇-cycloalkyl. In international patent application WO-2013/156559 certain N-cycloalkyl-N-[(heterocyclylphenyl)-methylene] carboxamides or thiocarboxamides are generically embraced in a broad disclosure of numerous compounds of the following formula:



wherein A represents a carbo-linked, partially saturated or unsaturated, 5-membered heterocyclic group, T can represent O or S, Z¹ can represent a substituted or non-substituted C₃-C₇-cycloalkyl group, L can represent a direct bond and B can represent various saturated heterocyclic rings among which substituted or non-substituted cyclic ether groups such as an oxiranyl group. However, there is no explicit disclosure or suggestion to select in this document of any such derivative wherein B can represent a carba analogue of a substituted cyclic ether group such as a C₃-C₇-cycloalkyl group.

Accordingly, the present invention provides a N-cycloalkyl-N-[[2-(1-substituted cycloalkyl)phenyl]-methylene] (thio)carboxamide of formula (I)



wherein

- X¹ and X² which can be the same or different, represent a chlorine or a fluorine atom ,
- 5 • T represents O or S ;
- n represents 0, 1, 2, 3 or 4 ;
- m represents 0, 1, 2, 3, 4, 5 or 6 ;
- p represents 1, 2, 3, 4 or 5 ;
- Z¹ represents a non-substituted C₃-C₇-cycloalkyl or a C₃-C₇-cycloalkyl substituted by up to 10
10 atoms or groups that can be the same or different and that can be selected in the list consisting of
halogen atoms, cyano, C₁-C₈-alkyl, C₁-C₈-halogenoalkyl comprising up to 9 halogen atoms that
can be the same or different, C₁-C₈-alkoxy, C₁-C₈-halogenoalkoxy comprising up to 9 halogen
atoms that can be the same or different, C₁-C₈-alkoxycarbonyl, C₁-C₈-halogenoalkoxycarbonyl
comprising up to 9 halogen atoms that can be the same or different, C₁-C₈-alkylaminocarbonyl
15 and di-C₁-C₈-alkylaminocarbonyl ;
- Z² and Z³, which can be the same or different, represent a hydrogen atom ; substituted or non-
substituted C₁-C₈-alkyl ; substituted or non-substituted C₂-C₈-alkenyl ; substituted or non-
substituted C₂-C₈-alkynyl ; cyano ; isonitrile ; nitro ; a halogen atom ; substituted or non-
substituted C₁-C₈-alkoxy ; substituted or non-substituted C₂-C₈-alkenyloxy ; substituted or non-
20 substituted C₂-C₈-alkynyloxy ; substituted or non-substituted C₃-C₇-cycloalkyl ; substituted or non-
substituted C₁-C₈-alkylsulfanyl ; substituted or non-substituted C₁-C₈-alkylsulfonyl ; substituted or
non-substituted C₁-C₈-alkylsulfinyl ; amino ; substituted or non-substituted C₁-C₈-alkylamino ;
substituted or non-substituted di-C₁-C₈-alkylamino ; substituted or non-substituted C₁-C₈-
alkoxycarbonyl ; substituted or non-substituted C₁-C₈-alkylcarbamoyl ; substituted or non-
25 substituted di-C₁-C₈-alkylcarbamoyl ; or substituted or non-substituted N-C₁-C₈-alkyl-C₁-C₈-
alkoxy-carbamoyl ; or
- Z² and Z³ together with the carbon atom to which they are linked can form a substituted or non-
substituted C₃-C₇-cycloalkyl ;
- Z⁴ represents a halogen atom ; hydroxy ; cyano ; substituted or non-substituted C₁-C₈-alkyl ; C₁-
30 C₈-halogenoalkyl having 1 to 5 halogen atoms ; substituted or non-substituted C₂-C₈-alkenyl ; C₂-
C₈-halogenoalkenyl having 1 to 5 halogen atoms ; substituted or non-substituted C₂-C₈-alkynyl ;
C₂-C₈-halogenoalkynyl having 1 to 5 halogen atoms ; substituted or non-substituted C₁-C₈-alkoxy;

C₁-C₈-halogenoalkoxy having 1 to 5 halogen atoms ; substituted or non-substituted C₁-C₈-alkylsulfanyl ; formyl ; substituted or non-substituted C₁-C₈-alkylcarbonyl ; carboxy ; or substituted or non-substituted C₁-C₈-alkoxycarbonyl ;

- 5

• W independently represents a halogen atom ; nitro ; cyano ; isonitrile ; hydroxy ; amino ; sulfanyl ; pentafluoro-λ⁶-sulfanyl ; formyl ; formyloxy ; formylamino ; substituted or non-substituted (hydroxyimino)-C₁-C₈-alkyl ; substituted or non-substituted (C₁-C₈-alkoxyimino)-C₁-C₈-alkyl ; substituted or non-substituted (C₂-C₈-alkenyloxyimino)-C₁-C₈-alkyl ; substituted or non-substituted (C₂-C₈-alkynyloxyimino)-C₁-C₈-alkyl ; substituted or non-substituted (benzyloxyimino)-C₁-C₈-alkyl ; carboxy ; carbamoyl ; N-hydroxycarbamoyl ; carbamate ; substituted or non-substituted C₁-C₈-alkyl ; C₁-C₈-halogenoalkyl having 1 to 9 halogen atoms ; substituted or non-substituted C₂-C₈-alkenyl ; C₂-C₈-halogenoalkenyl having 1 to 9 halogen atoms ; substituted or non-substituted C₂-C₈-alkynyl ; C₂-C₈-halogenoalkynyl having 1 to 9 halogen atoms ; substituted or non-substituted C₁-C₈-alkoxy ; C₁-C₈-halogenoalkoxy having 1 to 9 halogen atoms ; substituted or non-substituted C₁-C₈-alkylsulfanyl ; C₁-C₈-halogenoalkylsulfanyl having 1 to 9 halogen atoms ; substituted or non-substituted C₁-C₈-alkylsulfanyl ; C₁-C₈-halogenoalkylsulfanyl having 1 to 9 halogen atoms ; substituted or non-substituted C₁-C₈-alkylsulfonyl ; C₁-C₈-halogenoalkylsulfonyl having 1 to 9 halogen atoms ; substituted or non-substituted C₁-C₈-alkylamino ; substituted or non-substituted di-C₁-C₈-alkylamino ; substituted or non-substituted C₂-C₈-alkenyloxy ; C₂-C₈-halogenoalkenyloxy having 1 to 9 halogen atoms ; substituted or non-substituted C₃-C₈-alkynyloxy ; C₂-C₈-halogenoalkynyloxy having 1 to 9 halogen atoms ; substituted or non-substituted C₃-C₇-cycloalkyl ; C₃-C₇-halogenocycloalkyl having 1 to 9 halogen atoms ; substituted or non-substituted (C₃-C₇-cycloalkyl)-C₁-C₈-alkyl ; substituted or non-substituted C₄-C₇-cycloalkenyl ; C₄-C₇-halogenocycloalkenyl having 1 to 9 halogen atoms ; substituted or non-substituted (C₃-C₇-cycloalkyl)-C₂-C₈-alkenyl ; substituted or non-substituted (C₃-C₇-cycloalkyl)-C₂-C₈-alkynyl ; substituted or non-substituted bicyclo[2.2.1]heptanyl ; substituted or non-substituted bicyclo[2.2.1]heptenyl ; substituted or non-substituted tri(C₁-C₈)alkylsilyl ; substituted or non-substituted tri(C₁-C₈)alkylsilyl-C₁-C₈-alkyl ; substituted or non-substituted C₁-C₈-alkylcarbonyl ; C₁-C₈-halogenoalkylcarbonyl having 1 to 9 halogen atoms ; substituted or non-substituted C₁-C₈-alkylcarbonyloxy ; C₁-C₈-halogenoalkylcarbonyloxy having 1 to 9 halogen atoms ; substituted or non-substituted C₁-C₈-alkylcarbonylamino ; C₁-C₈-halogenoalkylcarbonylamino having 1 to 9 halogen atoms ; substituted or non-substituted C₁-C₈-alkoxycarbonyl ; C₁-C₈-halogenoalkoxycarbonyl having 1 to 9 halogen atoms ; substituted or non-substituted C₁-C₈-alkyloxycarbonyloxy ; C₁-C₈-halogenoalkyloxycarbonyloxy having 1 to 9 halogen atoms ; substituted or non-substituted C₁-C₈-alkylcarbamoyl ; substituted or non-substituted di-C₁-C₈-alkylcarbamoyl ; substituted or non-substituted C₁-C₈-alkylaminocarbonyloxy ; substituted or non-substituted di-C₁-C₈-alkylaminocarbonyloxy ; substituted or non-substituted N-(C₁-C₈-alkyl)hydroxy carbamoyl ; substituted or non-substituted C₁-C₈-alkoxycarbamoyl ; substituted or non-substituted N-(C₁-C₈-alkyl)-C₁-C₈-alkoxycarbamoyl ; aryl that can be substituted by up to 6 groups Q which can be the same or different ; C₁-C₈-arylalkyl that can be substituted by up to 6 groups Q which can be the same or different ; C₂-C₈-arylalkenyl that can be substituted by up to 6 groups Q which can be the same or different ; C₂-C₈-arylalkynyl that can be substituted by up to 6 groups Q which can be the same or different ; aryloxy that can be substituted by up to 6 groups Q

10

15

20

25

30

35

40

which can be the same or different ; arylsulfanyl that can be substituted by up to 6 groups Q which can be the same or different ; arylamino that can be substituted by up to 6 groups Q which can be the same or different ; C₁-C₈-arylalkoxy that can be substituted by up to 6 groups Q which can be the same or different ; C₁-C₈-arylalkylsulfanyl that can be substituted by up to 6 groups Q which can be the same or different ; C₁-C₈-arylalkylamino that can be substituted by up to 6 groups Q which can be the same or different ; C₁-C₈-heteroarylalkyl that can be substituted by up to 6 groups Q which can be the same or different ; heteroaryl which can be substituted by up to 4 groups Q ; or heteroaryloxy which can be substituted by up to 4 groups Q ; or

- Z⁴ and its vicinal substituent W, together with the carbon atom to which they are linked, can form a substituted or non-substituted C₄-C₇-cycloalkyl ;
- Y independently represents a halogen atom ; C₁-C₈-alkyl ; C₁-C₈-halogenoalkyl having 1 to 9 halogen atoms ; substituted or non-substituted C₁-C₈-alkoxy ; C₁-C₈-halogenoalkoxy having 1 to 9 halogen atoms ; substituted or non-substituted C₁-C₈-alkylsulfanyl ; C₁-C₈-halogenoalkylsulfanyl having 1 to 9 halogen atoms ; or substituted or non-substituted C₁-C₈-alkoxycarbonyl ; Q independently represents a halogen atom, cyano, nitro, substituted or non-substituted C₁-C₈-alkyl, C₁-C₈-halogenoalkyl comprising up to 9 halogen atoms that can be the same or different, substituted or non-substituted C₁-C₈-alkoxy, C₁-C₈-halogenoalkoxy comprising up to 9 halogen atoms that can be the same or different, substituted or non-substituted C₁-C₈-alkylsulfanyl, C₁-C₈-halogenoalkylsulfanyl comprising up to 9 halogen atoms that can be the same or different, substituted or non-substituted tri(C₁-C₈)alkylsilyl, substituted or non-substituted tri(C₁-C₈)alkylsilyl-C₁-C₈-alkyl, substituted or non-substituted (C₁-C₈-alkoxyimino)-C₁-C₈-alkyl , or substituted or non-substituted (benzyloxyimino)-C₁-C₈-alkyl ;

as well as its salts, N-oxides, metal complexes, metalloid complexes and optically active isomers or geometric isomers thereof.

Unless indicated otherwise, a group or a substituent that is substituted according to the invention can be substituted by one or more of the following groups or atoms: a halogen atom ; nitro ; hydroxyl ; cyano ; isonitrile ; amino ; sulfanyl ; a pentafluoro- λ^6 -sulfanyl group ; formyl ; formyloxy ; formylamino ; carbamoyl ; N-hydroxycarbamoyl ; carbamate ; (hydroxyimino)-C₁-C₆-alkyl ; C₁-C₈-alkyl ; a tri(C₁-C₈-alkyl)silyl ; C₃-C₈-cycloalkyl ; C₁-C₈-halogenoalkyl having 1 to 5 halogen atoms ; a C₃-C₈-halogenocycloalkyl having 1 to 5 halogen atoms ; C₂-C₈-alkenyl ; C₂-C₈-alkynyl ; C₂-C₈-alkenyloxy ; C₂-C₈-alkynyloxy ; C₁-C₈-alkylamino ; di-C₁-C₈-alkylamino ; C₁-C₈-alkoxy ; C₁-C₈-halogenoalkoxy having 1 to 5 halogen atoms ; C₁-C₈-alkylsulfanyl ; C₁-C₈-halogenoalkylsulfanyl having 1 to 5 halogen atoms ; C₂-C₈-alkenyloxy ; C₂-C₈-halogenoalkenyloxy having 1 to 5 halogen atoms ; C₃-C₈-alkynyloxy ; C₃-C₈-halogenoalkynyloxy having 1 to 5 halogen atoms ; C₁-C₈-alkylcarbonyl ; C₁-C₈-halogenoalkylcarbonyl having 1 to 5 halogen atoms ; C₁-C₈-alkylcarbamoyl ; di-C₁-C₈-alkylcarbamoyl ; N-C₁-C₈-alkyloxycarbamoyl ; C₁-C₈-alkoxycarbamoyl ; N-C₁-C₈-alkyl-C₁-C₈-alkoxycarbamoyl ; C₁-C₈-alkoxycarbonyl ; C₁-C₈-halogenoalkoxycarbonyl having 1 to 5 halogen atoms ; C₁-C₈-alkylcarbonyloxy ; C₁-C₈-halogenoalkylcarbonyloxy having 1 to 5 halogen atoms ; C₁-C₈-alkylcarbonylamino ; C₁-C₈-halogenoalkylcarbonylamino having 1 to 5 halogen atoms ; C₁-C₈-alkylaminocarbonyloxy ; di-C₁-C₈-alkylaminocarbonyloxy ; C₁-C₈-alkyloxycarbonyloxy ; C₁-C₈-

alkylsulfanyl ; C₁-C₈-halogenoalkylsulfanyl having 1 to 5 halogen atoms; C₁-C₈-alkylsulfanyl ; C₁-C₈-halogenoalkylsulfanyl having 1 to 5 halogen atoms ; C₁-C₈-alkylsulfonyl ; C₁-C₈-halogenoalkylsulfonyl having 1 to 5 halogen atoms ; C₁-C₈-alkylaminosulfamoyl ; di-C₁-C₈-alkylaminosulfamoyl ; (C₁-C₆-alkoxyimino)-C₁-C₆-alkyl ; (C₁-C₆-alkenyloxyimino)-C₁-C₆-alkyl ; (C₁-C₆-alkynyloxyimino)-C₁-C₆-alkyl ;
 5 2-oxopyrrolidin-1-yl ; (benzyloxyimino)-C₁-C₆-alkyl ; C₁-C₈-alkoxyalkyl ; C₁-C₈-halogenoalkoxyalkyl having 1 to 5 halogen atoms ; benzyloxy ; benzylsulfanyl ; benzylamino ; aryloxy ; arylsulfanyl or arylamino.

According to the invention, the following generic terms are generally used with the following meanings:

- 10
- halogen means fluorine, chlorine, bromine or iodine ,
 carboxy means -C(=O)OH ;
 carbonyl means -C(=O)- ;
 carbamoyl means -C(=O)NH₂ ;
 N-hydroxycarbamoyl means -C(=O)NHOH ;
 - 15 SO represents a sulfoxide group ;
 SO₂ represents a sulfone group ;
 heteroatom means sulfur, nitrogen or oxygen ;
 methylene means the diradical -CH₂- ;
 - an alkyl group, an alkenyl group and an alkynyl group as well as moieties containing these terms,
 20 can be linear or branched ;
 - halogenated groups, notably haloalkyl, haloalkoxy and cycloalkyl groups, can comprise up to nine identical or different halogen atoms ;
 - the term "aryl" means phenyl or naphthyl ;
 - the term "heteroaryl" means a saturated, partially saturated or unsaturated, monocyclic or fused
 25 bicyclic 3-, 4-, 5-, 6-, 7-, 8-, 9-, 10-membered ring comprising from 1 up to 4 heteroatoms selected in the list consisting of N, O and S.
 - In the case of an amino group or the amino moiety of any other amino-containing group, substituted by two substituents that can be the same or different, the two substituents together with the nitrogen atom to which they are linked can form a heterocyclyl group, preferably a 5- to
 30 7-membered heterocyclyl group, that can be substituted or that can include other hetero atoms, for example a morpholino group or piperidinyl group.
 - Where a compound of the invention can be present in tautomeric form, such a compound is understood hereinabove and hereinbelow also to include, where applicable, corresponding tautomeric forms, even when these are not specifically mentioned in each case.

35

Any of the compounds of the present invention can exist in one or more optical or chiral isomer forms depending on the number of asymmetric centres in the compound. The invention thus relates equally to all the optical isomers and to their racemic or scalemic mixtures (the term "scalemic" denotes a mixture of enantiomers in different proportions) and to the mixtures of all the possible stereoisomers, in all
 40 proportions. The diastereoisomers and/or the optical isomers can be separated according to the methods which are known *per se* by the man ordinary skilled in the art.

Any of the compounds of the present invention can also exist in one or more geometric isomer forms

depending on the number of double bonds in the compound. The invention thus relates equally to all geometric isomers and to all possible mixtures, in all proportions. The geometric isomers can be separated according to general methods, which are known *per se* by the man ordinary skilled in the art.

Any of the compounds of the present invention can also exist in one or more geometric isomer forms depending on the relative position (syn/anti or cis/trans or endo/exo) of the substituents of the chain or ring. The invention thus relates equally to all syn/anti (or cis/trans or endo/exo) isomers and to all possible syn/anti (or cis/trans or endo/exo) mixtures, in all proportions. The syn/anti (or cis/trans or endo/exo) isomers can be separated according to general methods, which are known *per se* by the man ordinary skilled in the art.

10

Preferred compounds of formula (I) according to the invention are those wherein X¹ represents a fluorine atom.

15

Other preferred compounds of formula (I) according to the invention are those wherein X² represents a fluorine atom.

Other preferred compounds according to the invention are compounds of formula (I) wherein T represents O.

20

Other preferred compounds according to the invention are compounds of formula (I) wherein Z¹ represents a substituted or non-substituted cyclopropyl.

Other more preferred compounds according to the invention are compounds of formula (I) wherein Z¹ represents a non-substituted cyclopropyl or a C₁-C₅-alkylcyclopropyl.

25

Other even more preferred compounds according to the invention are compounds of formula (I) wherein Z¹ represents a non-substituted cyclopropyl.

Other even more preferred compounds according to the invention are compounds of formula (I) wherein Z¹ represents a methylcyclopropyl.

30

Other preferred compounds according to the invention are compounds of formula (I) wherein Z² and Z³ independently represent a hydrogen atom or a methyl.

35

Other more preferred compounds according to the invention are compounds of formula (I) wherein Z² represents a hydrogen atom and Z³ represents a hydrogen atom or a methyl.

Other preferred compounds according to the invention are compounds of formula (I) wherein n represents 0, 1 or 2.

40

Other preferred compounds according to the invention are compounds of formula (I) wherein m represents 0, 1, 2, 3 or 4, even preferred 0, 1 or 2.

Other preferred compounds according to the invention are compounds of formula (I) wherein p represents 1, 3 or 4.

5 Other more preferred compounds according to the invention are compounds of formula (I) wherein p represents 1.

Other preferred compounds according to the invention are compounds of formula (I) wherein Z⁴ represents a halogen, substituted or non-substituted C₁-C₄-alkyl, C₁-C₄-halogenoalkyl having 1 to 3 halogen atoms, substituted or non-substituted C₁-C₄-alkyloxy, substituted or non-substituted cyclopropyl, substituted or non-substituted C₂-C₄-alkenyl or substituted or non-substituted C₂-C₄-alkynyl.

10

Other more preferred compounds according to the invention are compounds of formula (I) wherein Z⁴ represents chloro, methyl, ethyl, propyl, isopropyl, isobutyl, cyclopropyl, methoxy, methoxymethyl, difluoromethyl, trifluoromethyl or ethynyl.

15

Other preferred compounds according to the invention are compounds of formula (I) wherein W independently, represents a halogen atom ; substituted or non-substituted C₁-C₈-alkyl ; C₁-C₈-halogenoalkyl comprising up to 9 halogen atoms which can be the same or different ; substituted or non-substituted C₂-C₈-alkenyl ; substituted or non-substituted C₅-C₇-cycloalkenyl ; substituted or non-substituted C₃-C₇-cycloalkyl; tri(C₁-C₈-alkyl)silyl; substituted or non-substituted C₁-C₈-alkoxy; substituted or non-substituted C₁-C₈-alkylsulfanyl; substituted or non-substituted phenyl; substituted or non-substituted thienyl or substituted or non-substituted furyl.

20

Other preferred compounds according to the invention are compounds of formula (I) wherein Y independently, represents a halogen or a substituted or non-substituted C₁-C₈-alkyl.

25

The above mentioned preferences with regard to the substituents of the compounds according to the invention can be combined in various manners. These combinations of preferred features thus provide sub-classes of compounds according to the invention. Examples of such sub-classes of preferred compounds according to the invention are:

30

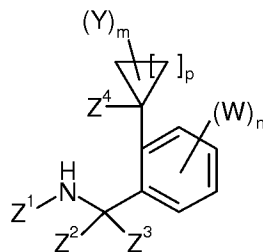
- preferred features of X¹ with preferred features of X², Z¹ to Z⁴, n, m, p, W and Y;
- preferred features of X² with preferred features of X¹, Z¹ to Z⁴, n, m, p, W and Y;
- preferred features of T with preferred features of X¹, X², Z¹ to Z⁴, n, m, p, W and Y;
- preferred features of Z¹ with preferred features of X¹, X², T, Z² to Z⁴, n, m, p, W and Y;
- 35 - preferred features of Z² with preferred features of X¹, X², T, Z¹, Z³ to Z⁴, n, m, p, W and Y;
- preferred features of Z³ with preferred features of X¹, X², T, Z¹ to Z², Z⁴, n, m, p, W and Y;
- preferred features of Z⁴ with preferred features of X¹, X², T, Z¹ to Z³, n, m, p, W and Y;
- preferred features of n with preferred features of X¹, X², T, Z¹ to Z⁴, m, p, W and Y;
- preferred features of m with preferred features of X¹, X², T, Z¹ to Z⁴, n, p, W and Y;
- 40 - preferred features of p with preferred features of X¹, X², T, Z¹ to Z⁴, n, m, W and Y;
- preferred features of W with preferred features of X¹, X², T, Z¹ to Z⁴, n, m, p and Y;
- preferred features of Y with preferred features of X¹, X², T, Z¹ to Z⁴, n, m, p and W.

In these combinations of preferred features of the substituents of the compounds according to the invention, the said preferred features can also be selected among the more preferred features of each of X¹, X², T, Z¹ to Z⁴, n, m, p, W and Y so as to form most preferred subclasses of compounds according to the invention.

5

The present invention also relates to a process for the preparation of the compound of formula (I).

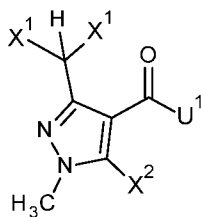
Thus, according to a further aspect of the present invention there is provided a process P1 for the preparation of a compound of formula (I) as herein-defined and wherein T represents O and that comprises reaction of an amine of formula (II) or one of its salts:



10

(II)

wherein Z¹, Z², Z³, Z⁴, n, m, p, W and Y are as herein-defined; with a carboxylic acid derivative of formula (III):



15

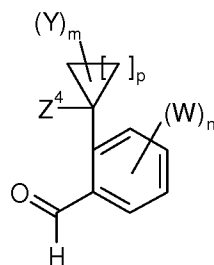
(III)

wherein X¹ and X² are as herein-defined and U¹ represents a leaving group selected in the list consisting of a halogen atom, a hydroxyl group, -OR^a, -OC(=O)R^a, R^a being a substituted or non-substituted C₁-C₆-alkyl, a substituted or non-substituted C₁-C₆-haloalkyl, a benzyl, 4-methoxybenzyl or pentafluorophenyl group ; in the presence, if necessary, of a catalyst and in the presence of a condensing agent in case U¹ represents a hydroxyl group, and in the presence of an acid binder in case U¹ represents a halogen atom.

20

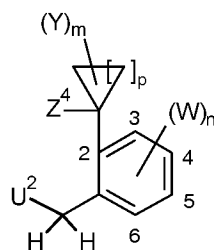
N-substituted amine derivatives of formula (II) are known or can be prepared by known processes such as reductive amination of aldehydes of formula (IV):

10



(IV)

wherein Z^4 , n , m , p , W and Y are as herein-defined, or ketones (*Bioorganics and Medicinal Chemistry Letters* (2006), 16, 2014), or reduction of imines (*Tetrahedron* (2005), 61, 11689), or nucleophilic
 5 substitution of a halogen of halogenobenzyl derivatives of formula (V):



(V)

wherein U^2 is a halogen, preferentially chloro, bromo and iodo, and Z^4 , n , m , p , W and Y are as herein-defined, or substitution of a mesylate or tosylate (*Journal of Medicinal Chemistry* (2002), 45, 3887).

10

Carboxylic acid derivatives of formula (III) can be prepared according to WO-2010/130767.

In case U^1 represents a hydroxy group, process P1 according to the present invention is conducted in the presence of condensing agent. Suitable condensing agent may be selected in the non limited list
 15 consisting of acid halide former, such as phosgene, phosphorous tribromide, phosphorous trichloride, phosphorous pentachloride, phosphorous trichloride oxide or thionyl chloride; anhydride former, such as ethyl chloroformate, methyl chloroformate, isopropyl chloroformate, isobutyl chloroformate or methanesulfonyl chloride; carbodiimides, such as N,N' -dicyclohexylcarbodiimide (DCC) or other customary condensing agents, such as phosphorous pentoxide, polyphosphoric acid, N,N' -carbonyl-
 20 diimidazole, 2-ethoxy- N -ethoxycarbonyl-1,2-dihydroquinoline (EEDQ), triphenylphosphine/tetrachloromethane, 4-(4,6-dimethoxy[1.3.5]-triazin-2-yl)-4-methylmorpholinium chloride hydrate, bromo-tripyrrolidinophosphoniumhexafluorophosphate or propanephosphonic anhydride (T3P).

Process P1 according to the present invention may be conducted in the presence of a catalyst. Suitable catalyst may be selected in the list consisting of N,N -dimethylpyridin-4-amine, 1-hydroxy-benzotriazole or
 25 N,N -dimethylformamide.

In case U^1 represents a halogen atom, process P1 according to the present invention is conducted in the presence of an acid binder. Suitable acid binders for carrying out process P1 according to the invention are in each case all inorganic and organic bases that are customary for such reactions. Preference is
 30 given to using alkaline earth metal, alkali metal hydride, alkali metal hydroxides or alkali metal alkoxides, such as sodium hydroxide, sodium hydride, calcium hydroxide, potassium hydroxide, potassium tert-

butoxide or other ammonium hydroxide, alkali metal carbonates, such as caesium carbonate, sodium carbonate, potassium carbonate, potassium bicarbonate, sodium bicarbonate, alkali metal or alkaline earth metal acetates, such as sodium acetate, potassium acetate, calcium acetate and also tertiary amines, such as trimethylamine, triethylamine, diisopropylethylamine, tributylamine, N,N-dimethylaniline, pyridine, N-methylpiperidine, N,N-dimethylpyridin-4-amine, diazabicyclooctane (DABCO), diazabicyclo-
5 nonene (DBN) or diazabicycloundecene (DBU).

It is also possible to work in the absence of an additional condensing agent or to employ an excess of the amine component, so that it simultaneously acts as acid binder agent.

10

Suitable solvents for carrying out process P1 according to the invention can be customary inert organic solvents. Preference is given to using optionally halogenated aliphatic, alicyclic or aromatic hydrocarbons, such as petroleum ether, hexane, heptane, cyclohexane, methylcyclohexane, benzene, toluene, xylene or decalin; chlorobenzene, dichlorobenzene, dichloromethane, chloroform, carbon tetrachloride, dichlorethane or trichlorethane; ethers, such as diethyl ether, diisopropyl ether, methyl t-butyl ether, methyl t-amyl ether, dioxane, tetrahydrofuran, 1,2-dimethoxyethane, 1,2-diethoxyethane or anisole; nitriles, such as acetonitrile, propionitrile, n- or i-butyronitrile or benzonitrile; amides, such as N,N-dimethylformamide, N,N-dimethylacetamide, N-methylformanilide, N-methylpyrrolidone, or hexamethylphosphoric triamide; alcohols such as methanol, ethanol, propanol, iso-propanol; esters, such as methyl acetate or ethyl acetate, sulfoxides, such as dimethyl sulfoxide, or sulfones, such as sulfolane.
15
20

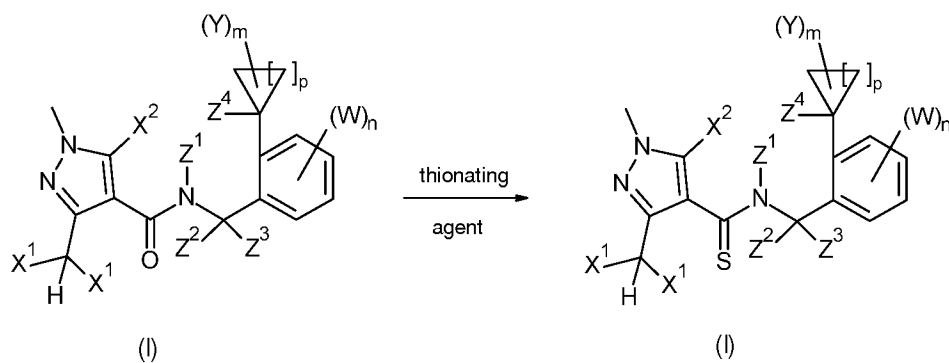
When carrying out process P1 according to the invention, the amine derivative of formula (II) can be employed as its salt, such as chlorhydrate or any other convenient salt.

25 When carrying out process P1 according to the invention, 1 mole or an excess of the amine derivative of formula (II) and from 1 to 3 moles of the acid binder can be employed per mole of the reagent of formula (III).

It is also possible to employ the reaction components in other ratios. Work-up is carried out by known
30 methods.

According to a further aspect according to the invention, there is provided a second process P2 for the preparation of a compound of formula (I) wherein T represents S, starting from a compound of formula (I) wherein T represents O and illustrated according to the following reaction scheme :

35



Process P2

wherein X¹, X², Z¹, Z², Z³, Z⁴, n, m, p, W and Y are as herein-defined.

5

Process P2 according to the invention is performed in the presence of a thionating agent.

Starting amide derivatives of formula (I) wherein T represents O can be prepared according to process P1.

10

Suitable thionating agents for carrying out process P2 according to the invention can be sulfur (S), sulfhydic acid (H₂S), sodium sulfide (Na₂S), sodium hydrosulfide (NaHS), boron trisulfide (B₂S₃), bis(diethylaluminium) sulfide ((AlEt₂)₂S), ammonium sulfide ((NH₄)₂S), phosphorous pentasulfide (P₂S₅), Lawesson's reagent (2,4-bis(4-methoxyphenyl)-1,2,3,4-dithiadiphosphetane 2,4-disulfide) or a polymer-supported thionating reagent such as described in Journal of the Chemical Society, Perkin 1 (2001), 358, in the optionally presence of a catalytic or stoichiometric or excess amount, quantity of a base such as an inorganic and organic base. Preference is given to using alkali metal carbonates, such as sodium carbonate, potassium carbonate, potassium bicarbonate, sodium bicarbonate ; heterocyclic aromatic bases, such as pyridine, picoline, lutidine, collidine ; and also tertiary amines, such as trimethylamine, triethylamine, tributylamine, N,N-dimethylaniline, N,N-dimethylpyridin-4-amine or N-methyl-piperidine.

15

20

Suitable solvents for carrying out process P2 according to the invention can be customary inert organic solvents. Preference is given to using optionally halogenated aliphatic, alicyclic or aromatic hydrocarbons, such as petroleum ether, hexane, heptane, cyclohexane, methylcyclohexane, benzene, toluene, xylene or decalin, chlorobenzene, dichlorobenzene, dichloromethane, chloroform, carbon tetrachloride, dichlorethane or trichlorethane, ethers, such as diethyl ether, diisopropyl ether, methyl t-butyl ether, methyl t-amyl ether, dioxane, tetrahydrofuran, 1,2-dimethoxyethane or 1,2-diethoxyethane, nitriles, such as acetonitrile, propionitrile, n- or i-butyronitrile or benzonitrile, sulfurous solvents, such as sulfolane or carbon disulfide.

25

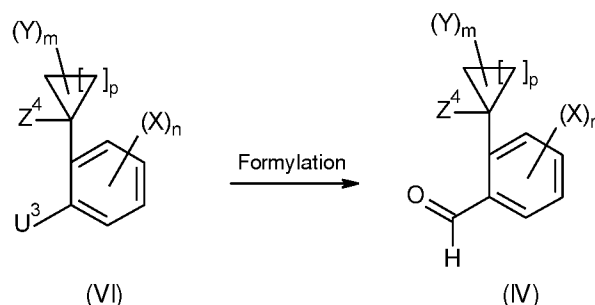
30

When carrying out process P2 according to the invention, 1 mole or an excess of the sulfur equivalent of the thionating agent and from 1 to 3 moles of the base can be employed per mole of the amide reactant (I).

It is also possible to employ the reaction components in other ratios. Work-up is carried out by known methods.

When carrying out processes P1 and P2 according to the invention, the reaction temperatures can be varied within a relatively wide range. In general, these processes are carried out at temperatures from 0 °C to 200 °C, preferably from 10 °C to 150 °C. A way to control the temperature for the processes according to the invention is to use microwave technology.

The present invention also relates to a process for the preparation of the compound of formula IV (Process P3).



Process P3

wherein U^3 is defined as bromo or iodo, and Z^4 , n , m , p , X and Y are as herein-defined.

A compound of the general formula (IV) is obtained from a compound of the general formula (VI) by a formylation reaction, such as a reaction sequence of halogen-metal exchange with an organolithium or an organomagnesium reagent, followed by subsequent addition of an electrophile (e.g. *N,N*-dimethylformamide (DMF)); see, for example, *Journal of the American Chemical Society*, (2008), 130(26), 8481-8490. Alternatively, magnesium can be used to form a Grignard reagent from (VI), which can then be treated with an appropriate electrophile such as DMF to form a compound of the general formula (IV) (see for example: *Chemistry Letters*, (2007), 36(1), 72-73).

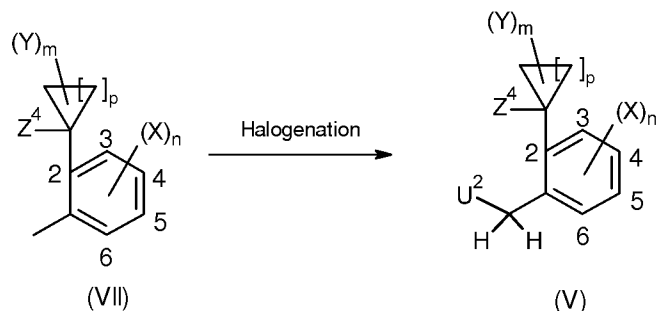
Process P3 is performed in the presence of a suitable organometallic compound or magnesium. Preferred organometallic compounds are organolithium compounds (for example butyllithium) or organomagnesium compounds (for example, iso-propylmagnesium chloride or bromide).

Process P3 is preferably performed using one or more diluents. Useful solvents in the performance of process P3 are preferably aprotic solvents (for example dioxane, glyme, alkanes, cycloalkanes, diethyl ether or tetrahydrofuran). Particular preference is given to diethyl ether or tetrahydropyran.

In the performance of process P3, the reaction temperatures can be varied within a relatively wide range. In the case of the halogen-metal exchange reactions, the temperatures employed are generally from -120 °C to 150 °C, preferably temperatures from -120 °C to 60 °C, most preferably -120 °C to 70 °C. After the addition of an electrophile such as DMF, preference is given to working at -80 °C to 50 °C.

To perform process P3, generally 1 to 2 mol, preferably 1 mol, of the organometallic compound and of the electrophile are used per mole of compound of the formula (VI).

The present invention also relates to processes for the preparation of the compound of formula V (Process P4).



Process P4

- 5 wherein U² is defined as a halogen, preferentially chloro, bromo or iodo, and Z⁴, n, m, p, X and Y are as herein-defined.

A compound of the general formula (V) is obtained from a compound of the general formula (VII) by a radical halogenation of the methyl group; see, for example, WO2008/016239, WO2013/051632.

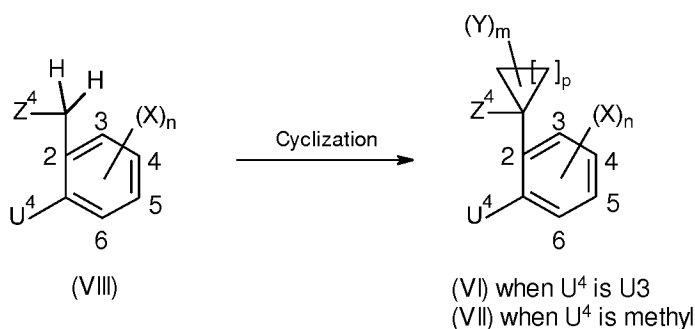
- 10 Process P4 is performed in the presence of a suitable halogenating reagent (for example, n-chlorosuccinimide, n-bromosuccinimide, chlorine, bromine, iodine), and with a catalytic amount of a radical initiator such as 2,2'-Azobis(2-methylpropionitrile) (AIBN).

Process P3 is preferably performed using one or more diluents. Useful solvents in the performance of process P3 are preferably inert solvents under radical halogenation conditions (for example carbon tetrachloride). Particular preference is given to carbon tetrachloride.

- 15 In the performance of process P4, the reaction temperatures can be varied within a relatively wide range. In the case of the halogen-metal exchange reactions, the temperatures employed are generally from -120 °C to 200 °C, preferably temperatures from -80 °C to 150 °C.

- 20 To perform process P4, 1 to 2 mol, preferably 1 mol, of a halogenating reagent are generally used per mole of compound of the formula (VII).

The present invention also relates to processes for the preparation of the compound of formula VI and VII (Process P5).



Process P5

25

wherein U⁴ is defined as methyl, chloro, bromo or iodo, and Z⁴, n, m, p, X and Y.

A compound of the general formula (VI) or (VII) is obtained from a compound of the general formula (VIII), where Z⁴ is an electron withdrawing group (for example, nitrile, carboxylic acid ester), by a cyclization

reaction with a substituted or non-substituted alkyl chain which bears an appropriate leaving group, for example, chloro, bromo, iodo, mesylate, tosylate or triflate, on each terminal carbon (for example, 1,2-dibromoethane), in the presence of a suitable base, for example, mineral carbonates, such as potassium, sodium or caesium carbonate; metal hydroxides such as sodium or potassium hydroxide; alkoxides, such as potassium or sodium tert-butoxide; metal hydrides, such as sodium hydride; amides, such as lithium diisopropylamide; see for example, *Organic & Biomolecular Chemistry*, (2012), 10(31), 6404-6409; WO2011/041694. Process P5 can also be performed in the presence of an additive such as tetra-n-butylammonium bromide or N,N'-Dimethyl-N,N'-trimethyleneurea (DMPU).

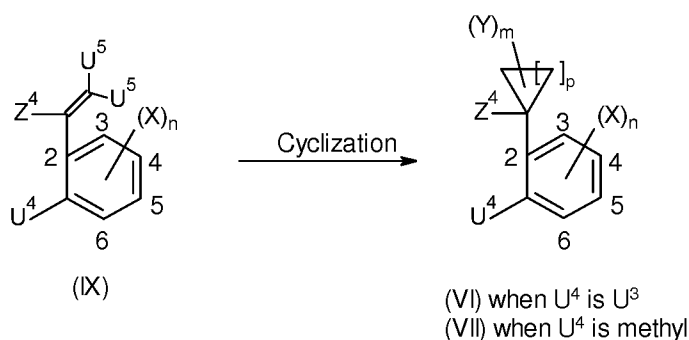
To perform process P5, generally a stoichiometric or an excess amount of the substituted or non-substituted alkyl chain which bears an appropriate leaving group on each terminal carbon is used per mole of compound of the formula (VIII).

The solvents used may be all customary solvents which are inert under the reaction conditions, or the reaction can be performed in mixtures of two or more of these solvents.

In the performance of process P5, the reaction temperatures can be varied within a relatively wide range.

In general, the temperatures employed are from -10 °C to 150 °C, preferably temperatures from 0 °C to 100 °C.

The present invention also relates to processes for the preparation of the compound of formula VI and VII (Process P6).



20

Process P6

wherein U⁴ is defined as methyl, chloro, bromo or iodo, U⁵ is defined as hydrogen or Y, p is 1, and Z⁴, n, m, X and Y are as herein-defined.

A compound of the general formula (VI) or (VII) is obtained from a compound of the general formula (IX) by a cyclopropanation; see, for example, Simmons–Smith reaction: WO2012/165648; cyclopropanation with a free carbene: *Chemical Reviews*, (2003), 103(4): 1099–1132; cyclopropanation with a metal carbinoid: *Chemical Reviews*, (1987), 87(2): 411–432. The alkenes (IX) are commercially available or can be prepared from commercially available precursors by methods described in the literature (for example from ketones by a Wittig or Horner-Wadsworth-Emmons olefination: *Chemical Reviews*, (1989), 89, 863-927 and Julia olefination: *Tetrahedron Letters*, (1973), 14, 4833-4836; Peterson olefination: *Journal of Organic Chemistry*, (1968), 33, 780; or trapping of an electrophile by an enolate or an enol as in WO1991/11445).

30

The solvents used may be all customary solvents which are inert under the reaction conditions, or the reaction can be performed in mixtures of two or more of these solvents.

35

In the performance of process P6, the reaction temperatures can be varied within a relatively wide range. In general, the temperatures employed are from -120 °C to 150 °C, preferably temperatures from 80 °C to 100 °C.

5 It is recognized that at any appropriate stage of synthesis, the substituent Z⁴ can be converted from one substituent definition to another as specified above, in one or more steps, by synthetic methods commonly used by the person skilled in the art of chemical synthesis, for example, from a nitrile to a corresponding carboxylic acid by hydrolysis or to an aldehyde by reduction; from a carboxylic acid to a hydroxyalkyl by reduction, or to a halogen by decarboxylative halogenation; from an aldehyde to a
10 corresponding alkene or alkyne by a Wittig olefination or a Seyferth-Gilbert homologation.

Furthermore, it is also recognized that some reagents and reaction conditions described above for preparation of compounds of the formula (I) may not be compatible with particular functionalities present in the intermediate compounds. In these cases, the introduction of protection/deprotection sequences or
15 of mutual conversions of functional groups into the synthesis helps to obtain the desired products. The use and selection of the protecting groups is obvious to the person skilled in the art of chemical synthesis (see, for example, "Protective Groups in Organic Synthesis"; Third Edition; 494-653, and literature cited therein). The person skilled in the art will recognize that, in some cases, after the introduction of a given reagent as shown in an individual scheme, it may be necessary to perform additional routine synthesis
20 steps not described individually in order to complete the synthesis of compounds of the formula (I). The person skilled in the art will likewise recognize that it may be necessary to perform a combination of the steps illustrated in the above schemes in a sequence other than the implied sequence shown specifically, in order to prepare the compounds of the formula (I).

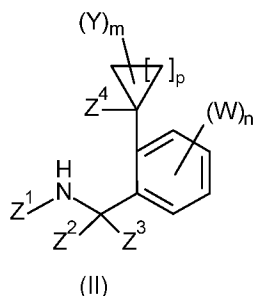
25 Processes P1 and P6 according to the invention are generally carried out under atmospheric pressure. It is also possible to operate under elevated or reduced pressure.

In general, the reaction mixture is concentrated under reduced pressure. The residue that remains can be freed by known methods, such as chromatography or crystallization, from any impurities that can still be
30 present.

Work-up is carried out by customary methods. Generally, the reaction mixture is treated with water and the organic phase is separated off and, after drying, concentrated under reduced pressure. If appropriate, the remaining residue can, be freed by customary methods, such as chromatography, crystallization or
35 distillation, from any impurities that may still be present.

The compound according to the present invention can be prepared according to the general processes of preparation described above. It will nevertheless be understood that, on the basis of his general knowledge and of available publications, the skilled worker will be able to adapt this method according to
40 the specifics of each of the compounds, which it is desired to synthesize.

The present invention thus provides compounds of formula (II) as well as their acceptable salts:



wherein Z^1 , Z^2 , Z^3 , Z^4 , n , m , p , W and Y are as herein-defined.

5

Preferred compounds of formula (II) according to the invention are :

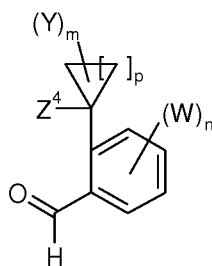
- N-[2-(1-methylcyclopropyl)benzyl]cyclopropanamine
- N-[3-fluoro-2-(1-methylcyclopropyl)benzyl]cyclopropanamine
- N-[[4-(1-methylcyclopropyl)-1,3-benzodioxol-5-yl]methyl]cyclopropanamine
- 10 - N-[4-chloro-2-(1-methylcyclopropyl)benzyl]cyclopropanamine
- N-[4-methyl-2-(1-methylcyclopropyl)benzyl]cyclopropanamine
- N-[4,5-dimethyl-2-(1-methylcyclopropyl)benzyl]cyclopropanamine
- N-[4,5-dichloro-2-(1-methylcyclopropyl)benzyl]cyclopropanamine
- N-[4,5-dimethoxy-2-(1-methylcyclopropyl)benzyl]cyclopropanamine
- 15 - N-[5-bromo-2-(1-methylcyclopropyl)benzyl]cyclopropanamine
- N-[5-chloro-2-(1-methylcyclopropyl)benzyl]cyclopropanamine
- N-[5-fluoro-2-(1-methylcyclopropyl)benzyl]cyclopropanamine
- N-[5-methyl-2-(1-methylcyclopropyl)benzyl]cyclopropanamine
- 1-methyl-N-[5-methyl-2-(1-methylcyclopropyl)benzyl]cyclopropanamine
- 20 - 1-[[5-methyl-2-(1-methylcyclopropyl)benzyl]amino]cyclopropanecarbonitrile
- N-[3-chloro-2-(1-methylcyclopropyl)benzyl]cyclopropanamine
- N-[5-chloro-2-(1-ethynylcyclopropyl)benzyl]cyclopropanamine
- N-[2-(1-ethynylcyclopropyl)-5-methylbenzyl]cyclopropanamine
- N-(5-chloro-2-{1-[(trimethylsilyl)ethynyl]cyclopropyl}benzyl)cyclopropanamine
- 25 - N-(5-methyl-2-{1-[(trimethylsilyl)ethynyl]cyclopropyl}benzyl)cyclopropanamine
- 1-[4-chloro-2-[(cyclopropylamino)methyl]phenyl]cyclopropanecarbonitrile
- 1-[2-[(cyclopropylamino)methyl]-4-methylphenyl]cyclopropanecarbonitrile
- N-[2-[1-(methoxymethyl)cyclopropyl]-5-methylbenzyl]cyclopropanamine
- N-[2-(1-ethylcyclopropyl)benzyl]cyclopropanamine
- 30 - N-[2-(1-ethylcyclopropyl)-4-(trifluoromethyl)benzyl]cyclopropanamine
- N-[4-chloro-2-(1-ethylcyclopropyl)benzyl]cyclopropanamine
- N-[2-(1-ethylcyclopropyl)-4-methylbenzyl]cyclopropanamine
- N-[2-(1-ethylcyclopropyl)-5-fluoro-4-methylbenzyl]cyclopropanamine
- N-[2-(1-ethylcyclopropyl)-5-(trifluoromethyl)benzyl]cyclopropanamine
- 35 - N-[5-chloro-2-(1-ethylcyclopropyl)benzyl]cyclopropanamine
- N-[2-(1-ethylcyclopropyl)-5-methylbenzyl]cyclopropanamine
- N-[2-(1-ethylcyclopropyl)-6-fluorobenzyl]cyclopropanamine

- N-[4-chloro-2-(1-propylcyclopropyl)benzyl]cyclopropanamine
- N-[5-methyl-2-(1-propylcyclopropyl)benzyl]cyclopropanamine
- N-[2-(1-chlorocyclopropyl)-5-methylbenzyl]cyclopropanamine
- N-[2-[1,1'-bi(cyclopropyl)-1-yl]-5-methylbenzyl]cyclopropanamine
- 5 - N-[2-[1-(difluoromethyl)cyclopropyl]benzyl]cyclopropanamine
- N-[5-bromo-2-[1-(difluoromethyl)cyclopropyl]benzyl]cyclopropanamine
- N-[5-chloro-2-[1-(difluoromethyl)cyclopropyl]benzyl]cyclopropanamine
- N-[2-[1-(difluoromethyl)cyclopropyl]-5-fluorobenzyl]cyclopropanamine
- N-[2-[1-(difluoromethyl)cyclopropyl]-5-methylbenzyl]cyclopropanamine
- 10 - N-[2-bromo-6-[1-(difluoromethyl)cyclopropyl]benzyl]cyclopropanamine
- N-[4-chloro-2-(1-isobutylcyclopropyl)benzyl]cyclopropanamine
- N-[2-(1-isobutylcyclopropyl)-5-methylbenzyl]cyclopropanamine
- N-[5-chloro-2-[1-(trifluoromethyl)cyclopropyl]benzyl]cyclopropanamine
- N-[2-[1-(trifluoromethyl)cyclopropyl]benzyl]cyclopropanamine
- 15 - N-[5-fluoro-2-[1-(trifluoromethyl)cyclopropyl]benzyl]cyclopropanamine,
as well as their acceptable salts.

Other interesting compounds of formula (II) according to the invention are :

- N-[2-(1-methoxycyclopropyl)benzyl]cyclopropanamine
- 20 - N-[5-chloro-2-(1-methoxycyclopropyl)benzyl]cyclopropanamine
- N-[2-(1-methoxycyclopropyl)-5-methylbenzyl]cyclopropanamine
- N-[2-fluoro-3-methyl-6-(1-methylcyclopropyl)benzyl]cyclopropanamine
- N-(2',3'-dihydrospiro[cyclopropane-1,1'-inden]-7'-ylmethyl)cyclopropanamine
- N-[(2,2-dichloro-3',4'-dihydro-2'H-spiro[cyclopropane-1,1'-naphthalen]-8'-yl)methyl]cyclopropanamine
- 25 - N-(3',4'-dihydro-2'H-spiro[cyclopropane-1,1'-naphthalen]-8'-ylmethyl)cyclopropanamine
- N-[(2,2-dichloro-2',3'-dihydrospiro[cyclopropane-1,1'-inden]-7'-yl)methyl]cyclopropanamine
- N-[(6'-methyl-3',4'-dihydro-2'H-spiro[cyclopropane-1,1'-naphthalen]-8'-yl)methyl]cyclopropanamine,
as well as their acceptable salts.

- 30 The present invention thus also provides compounds of formula (IV) :



(IV)

wherein Z^4 , n , m , p , W and Y are as herein-defined, providing that (IV) does not represent :

- 35 - 2-(1-methoxycycloheptyl)-5-(trifluoromethyl)benzaldehyde
- methyl (1S,2S)-2-ethoxy-2-(2-formylphenyl)cyclopropanecarboxylate, and
- methyl (1S,2R)-2-ethoxy-2-(2-formylphenyl)cyclopropanecarboxylate.

Preferred compounds of formula (IV) according to the invention are :

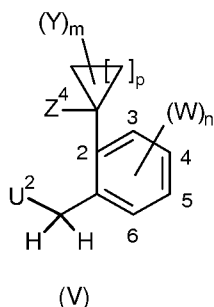
- 2-(1-methylcyclopropyl)benzaldehyde
- 4-chloro-2-(1-methylcyclopropyl)benzaldehyde
- 5 - 4-fluoro-2-(1-methylcyclopropyl)benzaldehyde
- 4-methyl-2-(1-methylcyclopropyl)benzaldehyde
- 4-methoxy-2-(1-methylcyclopropyl)benzaldehyde
- 4,5-difluoro-2-(1-methylcyclopropyl)benzaldehyde
- 4,5-dimethyl-2-(1-methylcyclopropyl)benzaldehyde
- 10 - 4,5-dimethoxy-2-(1-methylcyclopropyl)benzaldehyde
- 4-methyl-2,5-bis(1-methylcyclopropyl)benzaldehyde
- 5-chloro-2-(1-methylcyclopropyl)benzaldehyde
- 5-fluoro-2-(1-methylcyclopropyl)benzaldehyde
- 5-methyl-2-(1-methylcyclopropyl)benzaldehyde
- 15 - 2,5-bis(1-methylcyclopropyl)benzaldehyde
- 3-fluoro-2-(1-methylcyclopropyl)benzaldehyde
- 1-(4-chloro-2-formylphenyl)cyclopropanecarbonitrile
- 1-(2-formyl-4-methylphenyl)cyclopropanecarbonitrile
- 2-(1-ethylcyclopropyl)-4-(trifluoromethyl)benzaldehyde
- 20 - 2-(1-ethylcyclopropyl)-5-methylbenzaldehyde
- 4-chloro-2-(1-propylcyclopropyl)benzaldehyde
- 5-chloro-2-[1-(difluoromethyl)cyclopropyl]benzaldehyde
- 2-[1-(difluoromethyl)cyclopropyl]-5-methylbenzaldehyde
- 4-chloro-2-(1-isobutylcyclopropyl)benzaldehyde
- 25 - 2-(1-isobutylcyclopropyl)-5-methylbenzaldehyde
- 1-(4-chloro-2-formylphenyl)cyclopropanecarboxylic acid, and
- methyl 1-(4-chloro-2-formylphenyl)cyclopropanecarboxylate.

Other interesting compounds of formula (IV) according to the invention are :

- 30 - 2-(1-ethylcyclopropyl)-4-methylbenzaldehyde
- 2-(1-ethylcyclopropyl)-6-fluorobenzaldehyde
- 4-chloro-2-(1-ethylcyclopropyl)benzaldehyde
- 5-methyl-2-(1-propylcyclopropyl)benzaldehyde
- 2-(1-ethylcyclopropyl)-5-(trifluoromethyl)benzaldehyde
- 35 - 2-(1-ethylcyclopropyl)-5-fluoro-4-methylbenzaldehyde
- 5-chloro-2-(1-ethylcyclopropyl)benzaldehyde
- 2-[1,1'-bi(cyclopropyl)-1-yl]-5-methylbenzaldehyde
- 5-bromo-2-(1-methylcyclopropyl)benzaldehyde, and
- 5-bromo-4-methyl-2-(1-methylcyclopropyl)benzaldehyde.

40

The present invention thus also provides compounds of formula (V) :



wherein U^2 is a halogen and Z^4 , n , m , p , W and Y are as herein-defined, providing that compound (V)

5 does not represent :

- 1-[2-(bromomethyl)-3-chlorophenyl]cyclobutanol
- 1-[2-(bromomethyl)phenyl]cyclopropanecarbonitrile
- 1-[2-(bromomethyl)-4-(trifluoromethyl)phenyl]cycloheptyl methyl ether
- 2-(bromomethyl)-1-(1-methoxycyclopentyl)-4-(trifluoromethyl)benzene
- 10 - 2-(bromomethyl)-1-(1-methoxycyclohexyl)-4-(trifluoromethyl)benzene, and
- 1-[2-(bromomethyl)phenyl]cyclopentanecarbonitrile.

The following compound of formula (V) wherein U^2 is a halogen and Z^4 , n , m , p , W and Y are as herein-

15 defined, is also mentioned in chemical databases and/or suppliers' databases but without any references

- 1-[2-(chloromethyl)-4,5-dimethoxyphenyl]cyclopentanecarbonitrile.

Preferred compounds of formula (V) according to the invention are :

- 1-(bromomethyl)-3-chloro-2-(1-methylcyclopropyl)benzene.

20

Other interesting compounds of formula (V) according to the invention are :

- 1-(bromomethyl)-2-[1-(trifluoromethyl)cyclopropyl]benzene
- 2-(bromomethyl)-4-chloro-1-[1-(trifluoromethyl)cyclopropyl]benzene
- 2-(bromomethyl)-4-fluoro-1-[1-(trifluoromethyl)cyclopropyl]benzene
- 25 - 1-(bromomethyl)-2-[1-(difluoromethyl)cyclopropyl]-4-fluorobenzene
- 2-(bromomethyl)-1-[1-(difluoromethyl)cyclopropyl]-4-fluorobenzene
- 1-(bromomethyl)-2-[1-(difluoromethyl)cyclopropyl]benzene
- 2-(bromomethyl)-4-chloro-1-[1-(difluoromethyl)cyclopropyl]benzene
- 1-bromo-2-(bromomethyl)-3-[1-(difluoromethyl)cyclopropyl]benzene, and
- 30 - 4-bromo-2-(bromomethyl)-1-[1-(difluoromethyl)cyclopropyl]benzene.

In a further aspect, the present invention also relates to a fungicide composition comprising an effective and non-phytotoxic amount of an active compound of formula (I).

The expression "effective and non-phytotoxic amount" means an amount of composition according to the
 35 invention that is sufficient to control or destroy the fungi present or liable to appear on the cropland, that does not entail any appreciable symptom of phytotoxicity for the said crops. Such an amount can vary

within a wide range depending on the fungus to be controlled, the type of crop, the climatic conditions and the compounds included in the fungicide composition according to the invention. This amount can be determined by systematic field trials that are within the capabilities of a person skilled in the art.

5 Thus, according to the invention, there is provided a fungicide composition comprising, as an active ingredient, an effective amount of a compound of formula (I) as herein defined and an agriculturally acceptable support, carrier or filler.

10 According to the invention, the term "support" denotes a natural or synthetic, organic or inorganic compound with that the active compound of formula (I) is combined or associated to make it easier to apply, notably to the parts of the plant. This support is thus generally inert and should be agriculturally acceptable. The support can be a solid or a liquid. Examples of suitable supports include clays, natural or synthetic silicates, silica, resins, waxes, solid fertilisers, water, alcohols, in particular butanol, organic solvents, mineral and plant oils and derivatives thereof. Mixtures of such supports can also be used.

15 The composition according to the invention can also comprise additional components. In particular, the composition can further comprise a surfactant. The surfactant can be an emulsifier, a dispersing agent or a wetting agent of ionic or non-ionic type or a mixture of such surfactants. Mention can be made, for example, of polyacrylic acid salts, lignosulfonic acid salts, phenolsulfonic or naphthalenesulfonic acid salts, polycondensates of ethylene oxide with fatty alcohols or with fatty acids or with fatty amines, substituted phenols (in particular alkylphenols or arylphenols), salts of sulfosuccinic acid esters, taurine derivatives (in particular alkyl taurates), phosphoric esters of polyoxyethylated alcohols or phenols, fatty acid esters of polyols and derivatives of the above compounds containing sulfate, sulfonate and phosphate functions. The presence of at least one surfactant is generally essential when the active compound and/or the inert support are water-insoluble and when the vector agent for the application is water. Preferably, surfactant content can be comprised from 5% to 40% by weight of the composition.

20 25 30 Optionally, additional components can also be included, e.g. protective colloids, adhesives, thickeners, thixotropic agents, penetration agents, stabilisers, sequestering agents. More generally, the active compounds can be combined with any solid or liquid additive, that complies with the usual formulation techniques.

In general, the composition according to the invention can contain from 0.05 to 99% by weight of active compound, preferably 10 to 70% by weight.

35 40 Compositions according to the invention can be used in various forms and formulations such as aerosol dispenser, capsule suspension, cold fogging concentrate, dustable powder, emulsifiable concentrate, emulsion oil in water, emulsion water in oil, encapsulated granule, fine granule, flowable concentrate for seed treatment, gas (under pressure), gas generating product, granule, hot fogging concentrate, macrogranule, microgranule, oil dispersible powder, oil miscible flowable concentrate, oil miscible liquid, paste, plant rodlet, powder for dry seed treatment, seed coated with a pesticide, soluble concentrate, soluble powder, solution for seed treatment, suspension concentrate (flowable concentrate), ultra low

volume (ULV) liquid, ultra low volume (ULV) suspension, water dispersible granules or tablets, water dispersible powder for slurry treatment, water soluble granules or tablets, water soluble powder for seed treatment and wettable powder. These compositions include not only compositions that are ready to be applied to the plant or seed to be treated by means of a suitable device, such as a spraying or dusting device, but also concentrated commercial compositions that must be diluted before application to the crop.

The formulations can be prepared in a manner known per se, for example by mixing the active ingredients with at least one customary extender, solvent or diluent, adjuvant, emulsifier, dispersant, and/or binder or fixative, wetting agent, water repellent, if appropriate desiccants and UV stabilizers and, if appropriate, dyes and pigments, antifoams, preservatives, inorganic and organic thickeners, adhesives, gibberellins and also further processing auxiliaries and also water. Depending on the formulation type to be prepared further processing steps are necessary, e.g. wet grinding, dry grinding and granulation.

The inventive active ingredients may be present as such or in their (commercial) formulations and in the use forms prepared from these formulations as a mixture with other (known) active ingredients, such as insecticides, attractants, sterilants, bactericides, acaricides, nematocides, fungicides, growth regulators, herbicides, fertilizers, safeners, biologicals and/or semiochemicals.

The compounds of formula (I) and the fungicide composition according to the invention can be used to curatively or preventively control the phytopathogenic fungi of plants or crops, particularly rust diseases. Thus, according to a further aspect of the invention, there is provided a method for curatively or preventively controlling the phytopathogenic fungi of plants or crops, particularly rust diseases, characterised in that a compound of formula (I) or a fungicide composition according to the invention is applied to the seed, the plant or to the fruit of the plant or to the soil wherein the plant is growing or wherein it is desired to grow.

The method of treatment according to the invention can also be useful to treat propagation material such as tubers or rhizomes, but also seeds, seedlings or seedlings pricking out and plants or plants pricking out. This method of treatment can also be useful to treat roots. The method of treatment according to the invention can also be useful to treat the overground parts of the plant such as trunks, stems or stalks, leaves, flowers and fruit of the concerned plant.

According to the invention all plants and plant parts can be treated. By plants is meant all plants and plant populations such as desirable and undesirable wild plants, cultivars and plant varieties (whether or not protectable by plant variety or plant breeder's rights). Cultivars and plant varieties can be plants obtained by conventional propagation and breeding methods which can be assisted or supplemented by one or more biotechnological methods such as by use of double haploids, protoplast fusion, random and directed mutagenesis, molecular or genetic markers or by bioengineering and genetic engineering methods. By plant parts is meant all above ground and below ground parts and organs of plants such as shoot, leaf, blossom and root, whereby for example leaves, needles, stems, branches, blossoms, fruiting bodies, fruits and seed as well as roots, corms and rhizomes are listed. Crops and vegetative and generative propagating material, for example cuttings, corms, rhizomes, runners and seeds also belong to plant parts.

Among the plants that can be protected by the method according to the invention, mention may be made of major field crops like corn, soybean, cotton, *Brassica* oilseeds such as *Brassica napus* (e.g. canola), *Brassica rapa*, *B. juncea* (e.g. mustard) and *Brassica carinata*, rice, wheat, sugarbeet, sugarcane, oats, rye, barley, millet, triticale, flax, vine and various fruits and vegetables of various botanical taxa such as *Rosaceae sp.* (for instance pip fruit such as apples and pears, but also stone fruit such as apricots, cherries, almonds and peaches, berry fruits such as strawberries), *Ribesioideae sp.*, *Juglandaceae sp.*, *Betulaceae sp.*, *Anacardiaceae sp.*, *Fagaceae sp.*, *Moraceae sp.*, *Oleaceae sp.*, *Actinidaceae sp.*, *Lauraceae sp.*, *Musaceae sp.* (for instance banana trees and plantings), *Rubiaceae sp.* (for instance coffee), *Theaceae sp.*, *Sterculiaceae sp.*, *Rutaceae sp.* (for instance lemons, oranges and grapefruit) ; *Solanaceae sp.* (for instance tomatoes, potatoes, peppers, eggplant), *Liliaceae sp.*, *Compositiae sp.* (for instance lettuce, artichoke and chicory - including root chicory, endive or common chicory), *Umbelliferae sp.* (for instance carrot, parsley, celery and celeriac), *Cucurbitaceae sp.* (for instance cucumber – including pickling cucumber, squash, watermelon, gourds and melons), *Alliaceae sp.* (for instance onions and leek), *Cruciferae sp.* (for instance white cabbage, red cabbage, broccoli, cauliflower, brussel sprouts, pak choi, kohlrabi, radish, horseradish, cress, Chinese cabbage), *Leguminosae sp.* (for instance peanuts, peas and beans beans - such as climbing beans and broad beans), *Chenopodiaceae sp.* (for instance mangold, spinach beet, spinach, beetroots), *Malvaceae* (for instance okra), *Asparagaceae* (for instance asparagus); horticultural and forest crops; ornamental plants; as well as genetically modified homologues of these crops.

The method of treatment according to the invention can be used in the treatment of genetically modified organisms (GMOs), e.g. plants or seeds. Genetically modified plants (or transgenic plants) are plants of which a heterologous gene has been stably integrated into genome. The expression "heterologous gene" essentially means a gene which is provided or assembled outside the plant and when introduced in the nuclear, chloroplastic or mitochondrial genome gives the transformed plant new or improved agronomic or other properties by expressing a protein or polypeptide of interest or by downregulating or silencing other gene(s) which are present in the plant (using for example, antisense technology, cosuppression technology or RNA interference – RNAi - technology). A heterologous gene that is located in the genome is also called a transgene. A transgene that is defined by its particular location in the plant genome is called a transformation or transgenic event.

Depending on the plant species or plant cultivars, their location and growth conditions (soils, climate, vegetation period, diet), the treatment according to the invention may also result in superadditive ("synergistic") effects. Thus, for example, reduced application rates and/or a widening of the activity spectrum and/or an increase in the activity of the active compounds and compositions which can be used according to the invention, better plant growth, increased tolerance to high or low temperatures, increased tolerance to drought or to water or soil salt content, increased flowering performance, easier harvesting, accelerated maturation, higher harvest yields, bigger fruits, larger plant height, greener leaf color, earlier flowering, higher quality and/or a higher nutritional value of the harvested products, higher sugar concentration within the fruits, better storage stability and/or processability of the harvested products are possible, which exceed the effects which were actually to be expected.

At certain application rates, the active compound combinations according to the invention may also have a strengthening effect in plants. Accordingly, they are also suitable for mobilizing the defense system of the plant against attack by unwanted microorganisms. This may, if appropriate, be one of the reasons of the enhanced activity of the combinations according to the invention, for example against fungi. Plant-
5 strengthening (resistance-inducing) substances are to be understood as meaning, in the present context, those substances or combinations of substances which are capable of stimulating the defense system of plants in such a way that, when subsequently inoculated with unwanted microorganisms, the treated plants display a substantial degree of resistance to these microorganisms. In the present case, unwanted
10 microorganisms are to be understood as meaning phytopathogenic fungi, bacteria and viruses. Thus, the substances according to the invention can be employed for protecting plants against attack by the abovementioned pathogens within a certain period of time after the treatment. The period of time within which protection is effected generally extends from 1 to 10 days, preferably 1 to 7 days, after the treatment of the plants with the active compounds.

Plants and plant cultivars which are preferably to be treated according to the invention include all plants
15 which have genetic material which impart particularly advantageous, useful traits to these plants (whether obtained by breeding and/or biotechnological means).

Plants and plant cultivars which are also preferably to be treated according to the invention are resistant against one or more biotic stresses, i.e. said plants show a better defense against animal and microbial pests, such as against nematodes, insects, mites, phytopathogenic fungi, bacteria, viruses and/or viroids.
20

Examples of nematode resistant plants are described in e.g. US Patent Application Nos 11/765,491, 11/765,494, 10/926,819, 10/782,020, 12/032,479, 10/783,417, 10/782,096, 11/657,964, 12/192,904, 11/396,808, 12/166,253, 12/166,239, 12/166,124, 12/166,209, 11/762,886, 12/364,335, 11/763,947, 12/252,453, 12/209,354, 12/491,396 or 12/497,221.

Plants and plant cultivars which may also be treated according to the invention are those plants which are resistant to one or more abiotic stresses. Abiotic stress conditions may include, for example, drought, cold temperature exposure, heat exposure, osmotic stress, flooding, increased soil salinity, increased mineral exposure, ozone exposure, high light exposure, limited availability of nitrogen nutrients, limited availability of phosphorus nutrients, shade avoidance.
25

Plants and plant cultivars which may also be treated according to the invention, are those plants characterized by enhanced yield characteristics. Increased yield in said plants can be the result of, for example, improved plant physiology, growth and development, such as water use efficiency, water retention efficiency, improved nitrogen use, enhanced carbon assimilation, improved photosynthesis, increased germination efficiency and accelerated maturation. Yield can furthermore be affected by
30 improved plant architecture (under stress and non-stress conditions), including but not limited to, early flowering, flowering control for hybrid seed production, seedling vigor, plant size, internode number and distance, root growth, seed size, fruit size, pod size, pod or ear number, seed number per pod or ear, seed mass, enhanced seed filling, reduced seed dispersal, reduced pod dehiscence and lodging resistance. Further yield traits include seed composition, such as carbohydrate content, protein content,
35 oil content and composition, nutritional value, reduction in anti-nutritional compounds, improved processability and better storage stability.
40

Examples of plants with the above-mentioned traits are non-exhaustively listed in Table A.

Plants that may be treated according to the invention are hybrid plants that already express the characteristic of heterosis or hybrid vigor which results in generally higher yield, vigor, health and resistance towards biotic and abiotic stresses). Such plants are typically made by crossing an inbred
5 male-sterile parent line (the female parent) with another inbred male-fertile parent line (the male parent). Hybrid seed is typically harvested from the male sterile plants and sold to growers. Male sterile plants can sometimes (e.g. in corn) be produced by detasseling, i.e. the mechanical removal of the male reproductive organs (or males flowers) but, more typically, male sterility is the result of genetic
10 determinants in the plant genome. In that case, and especially when seed is the desired product to be harvested from the hybrid plants it is typically useful to ensure that male fertility in the hybrid plants is fully restored. This can be accomplished by ensuring that the male parents have appropriate fertility restorer genes which are capable of restoring the male fertility in hybrid plants that contain the genetic determinants responsible for male-sterility. Genetic determinants for male sterility may be located in the
15 cytoplasm. Examples of cytoplasmic male sterility (CMS) were for instance described in Brassica species (WO 92/05251, WO 95/09910, WO 98/27806, WO 05/002324, WO 06/021972 and US 6,229,072). However, genetic determinants for male sterility can also be located in the nuclear genome. Male sterile plants can also be obtained by plant biotechnology methods such as genetic engineering. A particularly useful means of obtaining male-sterile plants is described in WO 89/10396 in which, for example, a
20 ribonuclease such as barnase is selectively expressed in the tapetum cells in the stamens. Fertility can then be restored by expression in the tapetum cells of a ribonuclease inhibitor such as barstar (e.g. WO 91/02069).

Plants or plant cultivars (obtained by plant biotechnology methods such as genetic engineering) which
25 may be treated according to the invention are herbicide-tolerant plants, i.e. plants made tolerant to one or more given herbicides. Such plants can be obtained either by genetic transformation, or by selection of plants containing a mutation imparting such herbicide tolerance.

Herbicide-resistant plants are for example glyphosate-tolerant plants, i.e. plants made tolerant to the herbicide glyphosate or salts thereof. Plants can be made tolerant to glyphosate through different means.
30 For example, glyphosate-tolerant plants can be obtained by transforming the plant with a gene encoding the enzyme 5-enolpyruvylshikimate-3-phosphate synthase (EPSPS). Examples of such EPSPS genes are the AroA gene (mutant CT7) of the bacterium *Salmonella typhimurium* (Comai et al., 1983, Science 221, 370-371), the CP4 gene of the bacterium *Agrobacterium sp.* (Barry et al., 1992, Curr. Topics Plant Physiol. 7, 139-145), the genes encoding a Petunia EPSPS (Shah et al., 1986, Science 233, 478-481), a
35 Tomato EPSPS (Gasser et al., 1988, J. Biol. Chem. 263, 4280-4289), or an Eleusine EPSPS (WO 01/66704). It can also be a mutated EPSPS as described in for example EP 0837944, WO 00/66746, WO 00/66747 or WO02/26995. Glyphosate-tolerant plants can also be obtained by expressing a gene that encodes a glyphosate oxido-reductase enzyme as described in U.S. Patent Nos. 5,776,760 and 5,463,175. Glyphosate-tolerant plants can also be obtained by expressing a gene that encodes a
40 glyphosate acetyl transferase enzyme as described in for example WO 02/36782, WO 03/092360, WO 05/012515 and WO 07/024782. Glyphosate-tolerant plants can also be obtained by selecting plants containing naturally-occurring mutations of the above-mentioned genes, as described in for example WO

01/024615 or WO 03/013226. Plants expressing EPSPS genes that confer glyphosate tolerance are described in e.g. US Patent Application Nos 11/517,991, 10/739,610, 12/139,408, 12/352,532, 11/312,866, 11/315,678, 12/421,292, 11/400,598, 11/651,752, 11/681,285, 11/605,824, 12/468,205, 11/760,570, 11/762,526, 11/769,327, 11/769,255, 11/943801 or 12/362,774. Plants comprising other
5 genes that confer glyphosate tolerance, such as decarboxylase genes, are described in e.g. US patent applications 11/588,811, 11/185,342, 12/364,724, 11/185,560 or 12/423,926.

Other herbicide resistant plants are for example plants that are made tolerant to herbicides inhibiting the enzyme glutamine synthase, such as bialaphos, phosphinothricin or glufosinate. Such plants can be
10 obtained by expressing an enzyme detoxifying the herbicide or a mutant glutamine synthase enzyme that is resistant to inhibition, e.g. described in US Patent Application No 11/760,602. One such efficient detoxifying enzyme is an enzyme encoding a phosphinothricin acetyltransferase (such as the bar or pat protein from *Streptomyces* species). Plants expressing an exogenous phosphinothricin acetyltransferase are for example described in U.S. Patent Nos. 5,561,236; 5,648,477; 5,646,024; 5,273,894; 5,637,489;
15 5,276,268; 5,739,082; 5,908,810 and 7,112,665.

Further herbicide-tolerant plants are also plants that are made tolerant to the herbicides inhibiting the enzyme hydroxyphenylpyruvatedioxygenase (HPPD). Hydroxyphenylpyruvatedioxygenases are enzymes that catalyze the reaction in which para-hydroxyphenylpyruvate (HPP) is transformed into homogentisate. Plants tolerant to HPPD-inhibitors can be transformed with a gene encoding a naturally-occurring
20 resistant HPPD enzyme, or a gene encoding a mutated or chimeric HPPD enzyme as described in WO 96/38567, WO 99/24585, WO 99/24586, WO 2009/144079, WO 2002/046387, or US 6,768,044..

Tolerance to HPPD-inhibitors can also be obtained by transforming plants with genes encoding certain enzymes enabling the formation of homogentisate despite the inhibition of the native HPPD enzyme by the HPPD-inhibitor. Such plants and genes are described in WO 99/34008 and WO 02/36787. Tolerance
25 of plants to HPPD inhibitors can also be improved by transforming plants with a gene encoding an enzyme having prephenate deshydrogenase (PDH) activity in addition to a gene encoding an HPPD-tolerant enzyme, as described in WO 2004/024928. Further, plants can be made more tolerant to HPPD-inhibitor herbicides by adding into their genome a gene encoding an enzyme capable of metabolizing or degrading HPPD inhibitors, such as the CYP450 enzymes shown in WO 2007/103567 and WO
30 2008/150473.

Still further herbicide resistant plants are plants that are made tolerant to acetolactate synthase (ALS) inhibitors. Known ALS-inhibitors include, for example, sulfonylurea, imidazolinone, triazolopyrimidines, pyrimidinyoxy(thio)benzoates, and/or sulfonylaminocarbonyltriazolinone herbicides. Different mutations in the ALS enzyme (also known as acetohydroxyacid synthase, AHAS) are known to confer tolerance to
35 different herbicides and groups of herbicides, as described for example in Tranel and Wright (2002, *Weed Science* 50:700-712), but also, in U.S. Patent No. 5,605,011, 5,378,824, 5,141,870, and 5,013,659. The production of sulfonylurea-tolerant plants and imidazolinone-tolerant plants is described in U.S. Patent Nos. 5,605,011; 5,013,659; 5,141,870; 5,767,361; 5,731,180; 5,304,732; 4,761,373; 5,331,107; 5,928,937; and 5,378,824; and international publication WO 96/33270. Other imidazolinone-tolerant
40 plants are also described in for example WO 2004/040012, WO 2004/106529, WO 2005/020673, WO 2005/093093, WO 2006/007373, WO 2006/015376, WO 2006/024351, and WO 2006/060634. Further

sulfonylurea- and imidazolinone-tolerant plants are also described in for example WO 07/024782 and US Patent Application No 61/288958.

Other plants tolerant to imidazolinone and/or sulfonylurea can be obtained by induced mutagenesis, selection in cell cultures in the presence of the herbicide or mutation breeding as described for example
5 for soybeans in U.S. Patent 5,084,082, for rice in WO 97/41218, for sugar beet in U.S. Patent 5,773,702 and WO 99/057965, for lettuce in U.S. Patent 5,198,599, or for sunflower in WO 01/065922.

Plants or plant cultivars (obtained by plant biotechnology methods such as genetic engineering) which may also be treated according to the invention are insect-resistant transgenic plants, i.e. plants made
10 resistant to attack by certain target insects. Such plants can be obtained by genetic transformation, or by selection of plants containing a mutation imparting such insect resistance.

An "insect-resistant transgenic plant", as used herein, includes any plant containing at least one transgene comprising a coding sequence encoding:

- 15 1) an insecticidal crystal protein from *Bacillus thuringiensis* or an insecticidal portion thereof, such as the insecticidal crystal proteins listed by Crickmore et al. (1998, Microbiology and Molecular Biology Reviews, 62: 807-813), updated by Crickmore et al. (2005) at the *Bacillus thuringiensis* toxin nomenclature, online at:
http://www.lifesci.sussex.ac.uk/Home/Neil_Crickmore/Bt/), or insecticidal portions thereof, e.g., proteins of the Cry protein classes Cry1Ab, Cry1Ac, Cry1B, Cry1C, Cry1D, Cry1F, Cry2Ab,
20 Cry3Aa, or Cry3Bb or insecticidal portions thereof (e.g. EP 1999141 and WO 2007/107302), or such proteins encoded by synthetic genes as e.g. described in and US Patent Application No 12/249,016 ; or
- 25 2) a crystal protein from *Bacillus thuringiensis* or a portion thereof which is insecticidal in the presence of a second other crystal protein from *Bacillus thuringiensis* or a portion thereof, such as the binary toxin made up of the Cry34 and Cry35 crystal proteins (Moellenbeck et al. 2001, Nat. Biotechnol. 19: 668-72; Schnepf et al. 2006, Applied Environm. Microbiol. 71, 1765-1774) or the binary toxin made up of the Cry1A or Cry1F proteins and the Cry2Aa or Cry2Ab or Cry2Ae proteins (US Patent Appl. No. 12/214,022 and EP 08010791.5); or
- 30 3) a hybrid insecticidal protein comprising parts of different insecticidal crystal proteins from *Bacillus thuringiensis*, such as a hybrid of the proteins of 1) above or a hybrid of the proteins of 2) above, e.g., the Cry1A.105 protein produced by corn event MON89034 (WO 2007/027777); or
- 4) a protein of any one of 1) to 3) above wherein some, particularly 1 to 10, amino acids have been replaced by another amino acid to obtain a higher insecticidal activity to a target insect species, and/or to expand the range of target insect species affected, and/or because of changes
35 introduced into the encoding DNA during cloning or transformation, such as the Cry3Bb1 protein in corn events MON863 or MON88017, or the Cry3A protein in corn event MIR604; or
- 5) an insecticidal secreted protein from *Bacillus thuringiensis* or *Bacillus cereus*, or an insecticidal portion thereof, such as the vegetative insecticidal (VIP) proteins listed at:
http://www.lifesci.sussex.ac.uk/home/Neil_Crickmore/Bt/vip.html, e.g., proteins from the VIP3Aa
40 protein class; or

6) a secreted protein from *Bacillus thuringiensis* or *Bacillus cereus* which is insecticidal in the presence of a second secreted protein from *Bacillus thuringiensis* or *B. cereus*, such as the binary toxin made up of the VIP1A and VIP2A proteins (WO 94/21795); or

7) a hybrid insecticidal protein comprising parts from different secreted proteins from *Bacillus thuringiensis* or *Bacillus cereus*, such as a hybrid of the proteins in 1) above or a hybrid of the proteins in 2) above; or

8) a protein of any one of 5) to 7) above wherein some, particularly 1 to 10, amino acids have been replaced by another amino acid to obtain a higher insecticidal activity to a target insect species, and/or to expand the range of target insect species affected, and/or because of changes introduced into the encoding DNA during cloning or transformation (while still encoding an insecticidal protein), such as the VIP3Aa protein in cotton event COT102; or

9) a secreted protein from *Bacillus thuringiensis* or *Bacillus cereus* which is insecticidal in the presence of a crystal protein from *Bacillus thuringiensis*, such as the binary toxin made up of VIP3 and Cry1A or Cry1F (US Patent Appl. No. 61/126083 and 61/195019), or the binary toxin made up of the VIP3 protein and the Cry2Aa or Cry2Ab or Cry2Ae proteins (US Patent Appl. No. 12/214,022 and EP 08010791.5).

10) a protein of 9) above wherein some, particularly 1 to 10, amino acids have been replaced by another amino acid to obtain a higher insecticidal activity to a target insect species, and/or to expand the range of target insect species affected, and/or because of changes introduced into the encoding DNA during cloning or transformation (while still encoding an insecticidal protein)

Of course, an insect-resistant transgenic plant, as used herein, also includes any plant comprising a combination of genes encoding the proteins of any one of the above classes 1 to 10. In one embodiment, an insect-resistant plant contains more than one transgene encoding a protein of any one of the above classes 1 to 10, to expand the range of target insect species affected when using different proteins directed at different target insect species, or to delay insect resistance development to the plants by using different proteins insecticidal to the same target insect species but having a different mode of action, such as binding to different receptor binding sites in the insect.

An "insect-resistant transgenic plant", as used herein, further includes any plant containing at least one transgene comprising a sequence producing upon expression a double-stranded RNA which upon ingestion by a plant insect pest inhibits the growth of this insect pest, as described e.g. in WO 2007/080126, WO 2006/129204, WO 2007/074405, WO 2007/080127 and WO 2007/035650.

Plants or plant cultivars (obtained by plant biotechnology methods such as genetic engineering) which may also be treated according to the invention are tolerant to abiotic stresses. Such plants can be obtained by genetic transformation, or by selection of plants containing a mutation imparting such stress resistance. Particularly useful stress tolerance plants include:

1) plants which contain a transgene capable of reducing the expression and/or the activity of poly(ADP-ribose) polymerase (PARP) gene in the plant cells or plants as described in WO 00/04173, WO/2006/045633, EP 04077984.5, or EP 06009836.5.

2) plants which contain a stress tolerance enhancing transgene capable of reducing the expression and/or the activity of the PARG encoding genes of the plants or plants cells, as described e.g. in WO 2004/090140.

3) plants which contain a stress tolerance enhancing transgene coding for a plant-functional enzyme of the nicotinamide adenine dinucleotide salvage synthesis pathway including
5 nicotinamidase, nicotinate phosphoribosyltransferase, nicotinic acid mononucleotide adenylyl transferase, nicotinamide adenine dinucleotide synthetase or nicotine amide phosphorybosyltransferase as described e.g. in EP 04077624.7, WO 2006/133827, PCT/EP07/002433, EP 1999263, or WO 2007/107326.

10 Plants or plant cultivars (obtained by plant biotechnology methods such as genetic engineering) which may also be treated according to the invention show altered quantity, quality and/or storage-stability of the harvested product and/or altered properties of specific ingredients of the harvested product such as :

1) transgenic plants which synthesize a modified starch, which in its physical-chemical
15 characteristics, in particular the amylose content or the amylose/amylopectin ratio, the degree of branching, the average chain length, the side chain distribution, the viscosity behaviour, the gelling strength, the starch grain size and/or the starch grain morphology, is changed in comparison with the synthesised starch in wild type plant cells or plants, so that this is better suited for special applications. Said transgenic plants synthesizing a modified starch are
20 disclosed, for example, in EP 0571427, WO 95/04826, EP 0719338, WO 96/15248, WO 96/19581, WO 96/27674, WO 97/11188, WO 97/26362, WO 97/32985, WO 97/42328, WO 97/44472, WO 97/45545, WO 98/27212, WO 98/40503, WO99/58688, WO 99/58690, WO 99/58654, WO 00/08184, WO 00/08185, WO 00/08175, WO 00/28052, WO 00/77229, WO 01/12782, WO 01/12826, WO 02/101059, WO 03/071860, WO 2004/056999, WO 2005/030942,
25 WO 2005/030941, WO 2005/095632, WO 2005/095617, WO 2005/095619, WO 2005/095618, WO 2005/123927, WO 2006/018319, WO 2006/103107, WO 2006/108702, WO 2007/009823, WO 00/22140, WO 2006/063862, WO 2006/072603, WO 02/034923, EP 06090134.5, EP 06090228.5, EP 06090227.7, EP 07090007.1, EP 07090009.7, WO 01/14569, WO 02/79410, WO 03/33540, WO 2004/078983, WO 01/19975, WO 95/26407, WO 96/34968, WO 98/20145,
30 WO 99/12950, WO 99/66050, WO 99/53072, US 6,734,341, WO 00/11192, WO 98/22604, WO 98/32326, WO 01/98509, WO 01/98509, WO 2005/002359, US 5,824,790, US 6,013,861, WO 94/04693, WO 94/09144, WO 94/11520, WO 95/35026, WO 97/20936

2) transgenic plants which synthesize non starch carbohydrate polymers or which synthesize non starch carbohydrate polymers with altered properties in comparison to wild type plants without
35 genetic modification. Examples are plants producing polyfructose, especially of the inulin and levan-type, as disclosed in EP 0663956, WO 96/01904, WO 96/21023, WO 98/39460, and WO 99/24593, plants producing alpha-1,4-glucans as disclosed in WO 95/31553, US 2002031826, US 6,284,479, US 5,712,107, WO 97/47806, WO 97/47807, WO 97/47808 and WO 00/14249, plants producing alpha-1,6 branched alpha-1,4-glucans, as disclosed in WO 00/73422, plants
40 producing alternan, as disclosed in e.g. WO 00/47727, WO 00/73422, EP 06077301.7, US 5,908,975 and EP 0728213,

- 3) transgenic plants which produce hyaluronan, as for example disclosed in WO 2006/032538, WO 2007/039314, WO 2007/039315, WO 2007/039316, JP 2006304779, and WO 2005/012529.
- 4) transgenic plants or hybrid plants, such as onions with characteristics such as 'high soluble solids content', 'low pungency' (LP) and/or 'long storage' (LS), as described in US Patent Appl. No. 12/020,360 and 61/054,026.

Plants or plant cultivars (that can be obtained by plant biotechnology methods such as genetic engineering) which may also be treated according to the invention are plants, such as cotton plants, with altered fiber characteristics. Such plants can be obtained by genetic transformation, or by selection of plants contain a mutation imparting such altered fiber characteristics and include:

- a) Plants, such as cotton plants, containing an altered form of cellulose synthase genes as described in WO 98/00549
- b) Plants, such as cotton plants, containing an altered form of rsw2 or rsw3 homologous nucleic acids as described in WO 2004/053219
- c) Plants, such as cotton plants, with increased expression of sucrose phosphate synthase as described in WO 01/17333
- d) Plants, such as cotton plants, with increased expression of sucrose synthase as described in WO 02/45485
- e) Plants, such as cotton plants, wherein the timing of the plasmodesmatal gating at the basis of the fiber cell is altered, e.g. through downregulation of fiber-selective β -1,3-glucanase as described in WO 2005/017157, or as described in EP 08075514.3 or US Patent Appl. No. 61/128,938
- f) Plants, such as cotton plants, having fibers with altered reactivity, e.g. through the expression of N-acetylglucosaminetransferase gene including nodC and chitin synthase genes as described in WO 2006/136351

Plants or plant cultivars (that can be obtained by plant biotechnology methods such as genetic engineering) which may also be treated according to the invention are plants, such as oilseed rape or related Brassica plants, with altered oil profile characteristics. Such plants can be obtained by genetic transformation, or by selection of plants contain a mutation imparting such altered oil profile characteristics and include:

- a) Plants, such as oilseed rape plants, producing oil having a high oleic acid content as described e.g. in US 5,969,169, US 5,840,946 or US 6,323,392 or US 6,063,947
- b) Plants such as oilseed rape plants, producing oil having a low linolenic acid content as described in US 6,270,828, US 6,169,190, or US 5,965,755
- c) Plant such as oilseed rape plants, producing oil having a low level of saturated fatty acids as described e.g. in US Patent No. 5,434,283 or US Patent Application No 12/668303

Plants or plant cultivars (that can be obtained by plant biotechnology methods such as genetic engineering) which may also be treated according to the invention are plants, such as oilseed rape or related Brassica plants, with altered seed shattering characteristics. Such plants can be obtained by genetic transformation, or by selection of plants contain a mutation imparting such altered seed shattering

characteristics and include plants such as oilseed rape plants with delayed or reduced seed shattering as described in US Patent Appl. No. 61/135,230 WO09/068313 and WO10/006732.

Particularly useful transgenic plants which may be treated according to the invention are plants containing transformation events, or combination of transformation events, that are the subject of petitions for non-regulated status, in the United States of America, to the Animal and Plant Health Inspection Service (APHIS) of the United States Department of Agriculture (USDA) whether such petitions are granted or are still pending. At any time this information is readily available from APHIS (4700 River Road Riverdale, MD 20737, USA), for instance on its internet site (URL http://www.aphis.usda.gov/brs/not_reg.html). On the filing date of this application the petitions for nonregulated status that were pending with APHIS or granted by APHIS were those listed in table B which contains the following information:

- Petition : the identification number of the petition. Technical descriptions of the transformation events can be found in the individual petition documents which are obtainable from APHIS, for example on the APHIS website, by reference to this petition number. These descriptions are herein incorporated by reference.
- Extension of Petition : reference to a previous petition for which an extension is requested.
- Institution : the name of the entity submitting the petition.
- Regulated article : the plant species concerned.
- Transgenic phenotype : the trait conferred to the plants by the transformation event.
- Transformation event or line : the name of the event or events (sometimes also designated as lines or lines) for which nonregulated status is requested.
- APHIS documents : various documents published by APHIS in relation to the Petition and which can be requested with APHIS.

Additional particularly useful plants containing single transformation events or combinations of transformation events are listed for example in the databases from various national or regional regulatory agencies (see for example http://gmoinfo.jrc.it/gmp_browse.aspx and <http://www.agbios.com/dbase.php>). Particularly useful transgenic plants which may be treated according to the invention are plants containing transformation events, or a combination of transformation events, and that are listed for example in the databases for various national or regional regulatory agencies including Event 1143-14A (cotton, insect control, not deposited, described in WO 2006/128569); Event 1143-51B (cotton, insect control, not deposited, described in WO 2006/128570); Event 1445 (cotton, herbicide tolerance, not deposited, described in US-A 2002-120964 or WO 02/034946); Event 17053 (rice, herbicide tolerance, deposited as PTA-9843, described in WO 2010/117737); Event 17314 (rice, herbicide tolerance, deposited as PTA-9844, described in WO 2010/117735); Event 281-24-236 (cotton, insect control - herbicide tolerance, deposited as PTA-6233, described in WO 2005/103266 or US-A 2005-216969); Event 3006-210-23 (cotton, insect control - herbicide tolerance, deposited as PTA-6233, described in US-A 2007-143876 or WO 2005/103266); Event 3272 (corn, quality trait, deposited as PTA-9972, described in WO 2006/098952 or US-A 2006-230473); Event 40416 (corn, insect control - herbicide tolerance, deposited as ATCC PTA-11508, described in WO 2011/075593); Event 43A47 (corn, insect control - herbicide tolerance, deposited as ATCC PTA-11509, described in WO 2011/075595); Event 5307 (corn, insect control, deposited as ATCC PTA-9561, described in WO 2010/077816); Event ASR-368 (bent grass,

herbicide tolerance, deposited as ATCC PTA-4816, described in US-A 2006-162007 or WO 2004/053062); Event B16 (corn, herbicide tolerance, not deposited, described in US-A 2003-126634); Event BPS-CV127-9 (soybean, herbicide tolerance, deposited as NCIMB No. 41603, described in WO 2010/080829); Event CE43-67B (cotton, insect control, deposited as DSM ACC2724, described in US-A 2009-217423 or WO2006/128573); Event CE44-69D (cotton, insect control, not deposited, described in US-A 2010-0024077); Event CE44-69D (cotton, insect control, not deposited, described in WO 2006/128571); Event CE46-02A (cotton, insect control, not deposited, described in WO 2006/128572); Event COT102 (cotton, insect control, not deposited, described in US-A 2006-130175 or WO 2004/039986); Event COT202 (cotton, insect control, not deposited, described in US-A 2007-067868 or WO 2005/054479); Event COT203 (cotton, insect control, not deposited, described in WO 2005/054480); Event DAS40278 (corn, herbicide tolerance, deposited as ATCC PTA-10244, described in WO 2011/022469); Event DAS-59122-7 (corn, insect control - herbicide tolerance, deposited as ATCC PTA 11384 , described in US-A 2006-070139); Event DAS-59132 (corn, insect control - herbicide tolerance, not deposited, described in WO 2009/100188); Event DAS68416 (soybean, herbicide tolerance, deposited as ATCC PTA-10442, described in WO 2011/066384 or WO 2011/066360); Event DP-098140-6 (corn, herbicide tolerance, deposited as ATCC PTA-8296, described in US-A 2009-137395 or WO 2008/112019); Event DP-305423-1 (soybean, quality trait, not deposited, described in US-A 2008-312082 or WO 2008/054747); Event DP-32138-1 (corn, hybridization system, deposited as ATCC PTA-9158, described in US-A 2009-0210970 or WO 2009/103049); Event DP-356043-5 (soybean, herbicide tolerance, deposited as ATCC PTA-8287, described in US-A 2010-0184079 or WO 2008/002872); Event EE-1 (brinjal, insect control, not deposited, described in WO 2007/091277); Event FI117 (corn, herbicide tolerance, deposited as ATCC 209031, described in US-A 2006-059581 or WO 98/044140); Event GA21 (corn, herbicide tolerance, deposited as ATCC 209033, described in US-A 2005-086719 or WO 98/044140); Event GG25 (corn, herbicide tolerance, deposited as ATCC 209032, described in US-A 2005-188434 or WO 98/044140); Event GHB119 (cotton, insect control - herbicide tolerance, deposited as ATCC PTA-8398, described in WO 2008/151780); Event GHB614 (cotton, herbicide tolerance, deposited as ATCC PTA-6878, described in US-A 2010-050282 or WO 2007/017186); Event GJ11 (corn, herbicide tolerance, deposited as ATCC 209030, described in US-A 2005-188434 or WO 98/044140); Event GM RZ13 (sugar beet, virus resistance , deposited as NCIMB-41601, described in WO 2010/076212); Event H7-1 (sugar beet, herbicide tolerance, deposited as NCIMB 41158 or NCIMB 41159, described in US-A 2004-172669 or WO 2004/074492); Event JOPLIN1 (wheat, disease tolerance, not deposited, described in US-A 2008-064032); Event LL27 (soybean, herbicide tolerance, deposited as NCIMB41658, described in WO 2006/108674 or US-A 2008-320616); Event LL55 (soybean, herbicide tolerance, deposited as NCIMB 41660, described in WO 2006/108675 or US-A 2008-196127); Event LLcotton25 (cotton, herbicide tolerance, deposited as ATCC PTA-3343, described in WO 03/013224 or US-A 2003-097687); Event LLRICE06 (rice, herbicide tolerance, deposited as ATCC-23352, described in US 6,468,747 or WO 00/026345); Event LLRICE601 (rice, herbicide tolerance, deposited as ATCC PTA-2600, described in US-A 2008-2289060 or WO 00/026356); Event LY038 (corn, quality trait, deposited as ATCC PTA-5623, described in US-A 2007-028322 or WO 2005/061720); Event MIR162 (corn, insect control, deposited as PTA-8166, described in US-A 2009-300784 or WO 2007/142840); Event MIR604 (corn, insect control, not deposited, described in US-A 2008-167456 or WO 2005/103301); Event MON15985 (cotton, insect control, deposited as ATCC PTA-2516, described in US-A 2004-250317 or

WO 02/100163); Event MON810 (corn, insect control, not deposited, described in US-A 2002-102582); Event MON863 (corn, insect control, deposited as ATCC PTA-2605, described in WO 2004/011601 or US-A 2006-095986); Event MON87427 (corn, pollination control, deposited as ATCC PTA-7899, described in WO 2011/062904); Event MON87460 (corn, stress tolerance, deposited as ATCC PTA-8910, described in WO 2009/111263 or US-A 2011-0138504); Event MON87701 (soybean, insect control, deposited as ATCC PTA-8194, described in US-A 2009-130071 or WO 2009/064652); Event MON87705 (soybean, quality trait - herbicide tolerance, deposited as ATCC PTA-9241, described in US-A 2010-0080887 or WO 2010/037016); Event MON87708 (soybean, herbicide tolerance, deposited as ATCC PTA9670, described in WO 2011/034704); Event MON87754 (soybean, quality trait, deposited as ATCC PTA-9385, described in WO 2010/024976); Event MON87769 (soybean, quality trait, deposited as ATCC PTA-8911, described in US-A 2011-0067141 or WO 2009/102873); Event MON88017 (corn, insect control - herbicide tolerance, deposited as ATCC PTA-5582, described in US-A 2008-028482 or WO 2005/059103); Event MON88913 (cotton, herbicide tolerance, deposited as ATCC PTA-4854, described in WO 2004/072235 or US-A 2006-059590); Event MON89034 (corn, insect control, deposited as ATCC PTA-7455, described in WO 2007/140256 or US-A 2008-260932); Event MON89788 (soybean, herbicide tolerance, deposited as ATCC PTA-6708, described in US-A 2006-282915 or WO 2006/130436); Event MS11 (oilseed rape, pollination control - herbicide tolerance, deposited as ATCC PTA-850 or PTA-2485, described in WO 01/031042); Event MS8 (oilseed rape, pollination control - herbicide tolerance, deposited as ATCC PTA-730, described in WO 01/041558 or US-A 2003-188347); Event NK603 (corn, herbicide tolerance, deposited as ATCC PTA-2478, described in US-A 2007-292854); Event PE-7 (rice, insect control, not deposited, described in WO 2008/114282); Event RF3 (oilseed rape, pollination control - herbicide tolerance, deposited as ATCC PTA-730, described in WO 01/041558 or US-A 2003-188347); Event RT73 (oilseed rape, herbicide tolerance, not deposited, described in WO 02/036831 or US-A 2008-070260); Event T227-1 (sugar beet, herbicide tolerance, not deposited, described in WO 02/44407 or US-A 2009-265817); Event T25 (corn, herbicide tolerance, not deposited, described in US-A 2001-029014 or WO 01/051654); Event T304-40 (cotton, insect control - herbicide tolerance, deposited as ATCC PTA-8171, described in US-A 2010-077501 or WO 2008/122406); Event T342-142 (cotton, insect control, not deposited, described in WO 2006/128568); Event TC1507 (corn, insect control - herbicide tolerance, not deposited, described in US-A 2005-039226 or WO 2004/099447); Event VIP1034 (corn, insect control - herbicide tolerance, deposited as ATCC PTA-3925., described in WO 03/052073), Event 32316 (corn,insect control-herbicide tolerance,deposited as PTA-11507, described in WO 2011/084632), Event 4114 (corn,insect control-herbicide tolerance,deposited as PTA-11506, described in WO 2011/084621).

Among the diseases of plants or crops that can be controlled by the method according to the invention, mention can be made of :

Powdery mildew diseases such as :

Blumeria diseases, caused for example by *Blumeria graminis* ;

Podosphaera diseases, caused for example by *Podosphaera leucotricha* ;

Sphaerotheca diseases, caused for example by *Sphaerotheca fuliginea* ;

Uncinula diseases, caused for example by *Uncinula necator* ;

Rust diseases such as :

- Gymnosporangium diseases, caused for example by *Gymnosporangium sabinae* ;
 Hemileia diseases, caused for example by *Hemileia vastatrix* ;
 Phakopsora diseases, caused for example by *Phakopsora pachyrhizi* or *Phakopsora meibomiae* ;
 Puccinia diseases, caused for example by *Puccinia recondite*, *Puccinia graminis* or *Puccinia striiformis* ;
 5 Uromyces diseases, caused for example by *Uromyces appendiculatus* ;
 Oomycete diseases such as :
 Albugo diseases caused for example by *Albugo candida* ;
 Bremia diseases, caused for example by *Bremia lactucae* ;
 10 Peronospora diseases, caused for example by *Peronospora pisi* or *P. brassicae* ;
 Phytophthora diseases, caused for example by *Phytophthora infestans* ;
 Plasmopara diseases, caused for example by *Plasmopara viticola* ;
 Pseudoperonospora diseases, caused for example by *Pseudoperonospora humuli* or
Pseudoperonospora cubensis ;
 15 Pythium diseases, caused for example by *Pythium ultimum* ;
 Leafspot, leaf blotch and leaf blight diseases such as :
 Alternaria diseases, caused for example by *Alternaria solani* ;
 Cercospora diseases, caused for example by *Cercospora beticola* ;
 Cladosporium diseases, caused for example by *Cladosporium cucumerinum* ;
 20 Cochliobolus diseases, caused for example by *Cochliobolus sativus* (Conidiaform: Drechslera, Syn: Helminthosporium) or *Cochliobolus miyabeanus* ;
 Colletotrichum diseases, caused for example by *Colletotrichum lindemuthianum* ;
 Cycloconium diseases, caused for example by *Cycloconium oleaginum* ;
 Diaporthe diseases, caused for example by *Diaporthe citri* ;
 25 Elsinoe diseases, caused for example by *Elsinoe fawcettii* ;
 Gloeosporium diseases, caused for example by *Gloeosporium laeticolor* ;
 Glomerella diseases, caused for example by *Glomerella cingulata* ;
 Guignardia diseases, caused for example by *Guignardia bidwelli* ;
 Leptosphaeria diseases, caused for example by *Leptosphaeria maculans* ; *Leptosphaeria nodorum* ;
 30 Magnaporthe diseases, caused for example by *Magnaporthe grisea* ;
 Mycosphaerella diseases, caused for example by *Mycosphaerella graminicola* ; *Mycosphaerella arachidicola* ; *Mycosphaerella fijiensis* ;
 Phaeosphaeria diseases, caused for example by *Phaeosphaeria nodorum* ;
 Pyrenophora diseases, caused for example by *Pyrenophora teres*, or *Pyrenophora tritici repentis* ;
 35 Ramularia diseases, caused for example by *Ramularia collocygni* , or *Ramularia areola* ;
 Rhynchosporium diseases, caused for example by *Rhynchosporium secalis* ;
 Septoria diseases, caused for example by *Septoria apii* or *Septoria lycopersici* ;
 Typhula diseases, caused for example by *Typhula incarnata* ;
 Venturia diseases, caused for example by *Venturia inaequalis* ;
 40 Root, Sheath and stem diseases such as :
 Corticium diseases, caused for example by *Corticium graminearum* ;
 Fusarium diseases, caused for example by *Fusarium oxysporum* ;

Gaeumannomyces diseases, caused for example by *Gaeumannomyces graminis* ;

Rhizoctonia diseases, caused for example by *Rhizoctonia solani* ;

Sarocladium diseases caused for example by *Sarocladium oryzae*;

Sclerotium diseases caused for example by *Sclerotium oryzae*;

5 Tapesia diseases, caused for example by *Tapesia acuformis* ;

Thielaviopsis diseases, caused for example by *Thielaviopsis basicola* ;

Ear and panicle diseases such as :

Alternaria diseases, caused for example by *Alternaria spp.* ;

Aspergillus diseases, caused for example by *Aspergillus flavus* ;

10 Cladosporium diseases, caused for example by *Cladosporium spp.* ;

Claviceps diseases, caused for example by *Claviceps purpurea* ;

Fusarium diseases, caused for example by *Fusarium culmorum* ;

Gibberella diseases, caused for example by *Gibberella zeae* ;

Monographella diseases, caused for example by *Monographella nivalis* ;

15 Smut and bunt diseases such as :

Sphacelotheca diseases, caused for example by *Sphacelotheca reiliana* ;

Tilletia diseases, caused for example by *Tilletia caries* ;

Urocystis diseases, caused for example by *Urocystis occulta* ;

Ustilago diseases, caused for example by *Ustilago nuda* ;

20 Fruit rot and mould diseases such as :

Aspergillus diseases, caused for example by *Aspergillus flavus* ;

Botrytis diseases, caused for example by *Botrytis cinerea* ;

Penicillium diseases, caused for example by *Penicillium expansum* ;

Rhizopus diseases caused by example by *Rhizopus stolonifer*

25 Sclerotinia diseases, caused for example by *Sclerotinia sclerotiorum* ;

Verticillium diseases, caused for example by *Verticillium alboatrum* ;

Seed and soilborne decay, mould, wilt, rot and damping-off diseases :

Alternaria diseases, caused for example by *Alternaria brassicicola* ;

Aphanomyces diseases, caused for example by *Aphanomyces euteiches* ;

30 Ascochyta diseases, caused for example by *Ascochyta lentis* ;

Aspergillus diseases, caused for example by *Aspergillus flavus* ;

Cladosporium diseases, caused for example by *Cladosporium herbarum* ;

Cochliobolus diseases, caused for example by *Cochliobolus sativus* ;

(Conidiaform: *Drechslera*, *Bipolaris* Syn: *Helminthosporium*) ;

35 Colletotrichum diseases, caused for example by *Colletotrichum coccodes* ;

Fusarium diseases, caused for example by *Fusarium culmorum* ;

Gibberella diseases, caused for example by *Gibberella zeae* ;

Macrophomina diseases, caused for example by *Macrophomina phaseolina* ;

Monographella diseases, caused for example by *Monographella nivalis* ;

40 Penicillium diseases, caused for example by *Penicillium expansum* ;

Phoma diseases, caused for example by *Phoma lingam* ;

Phomopsis diseases, caused for example by *Phomopsis sojae* ;

Phytophthora diseases, caused for example by *Phytophthora cactorum* ;

Pyrenophora diseases, caused for example by *Pyrenophora graminea* ;

Pyricularia diseases, caused for example by *Pyricularia oryzae* ;

Pythium diseases, caused for example by *Pythium ultimum* ;

5 Rhizoctonia diseases, caused for example by *Rhizoctonia solani* ;

Rhizopus diseases, caused for example by *Rhizopus oryzae* ;

Sclerotium diseases, caused for example by *Sclerotium rolfsii* ;

Septoria diseases, caused for example by *Septoria nodorum* ;

Typhula diseases, caused for example by *Typhula incarnata* ;

10 Verticillium diseases, caused for example by *Verticillium dahliae* ;

Canker, broom and dieback diseases such as :

Nectria diseases, caused for example by *Nectria galligena* ;

Blight diseases such as :

Monilinia diseases, caused for example by *Monilinia laxa* ;

15 Leaf blister or leaf curl diseases such as :

Exobasidium diseases caused for example by *Exobasidium vexans* ;

Taphrina diseases, caused for example by *Taphrina deformans* ;

Decline diseases of wooden plants such as :

Esca diseases, caused for example by *Phaemoniella clamydospora* ;

20 Eutypa dieback, caused for example by *Eutypa lata* ;

Ganoderma diseases caused for example by *Ganoderma boninense* ;

Rigidoporus diseases caused for example by *Rigidoporus lignosus* ;

Diseases of Flowers and Seeds such as :

Botrytis diseases caused for example by *Botrytis cinerea* ;

25 Diseases of Tubers such as :

Rhizoctonia diseases caused for example by *Rhizoctonia solani* ;

Helminthosporium diseases caused for example by *Helminthosporium solani* ;

Club root diseases such as :

Plasmodiophora diseases, cause for example by *Plasmodiophora brassicae* ;

30 Diseases caused by Bacterial Organisms such as :

Xanthomonas species for example *Xanthomonas campestris* pv. *oryzae* ;

Pseudomonas species for example *Pseudomonas syringae* pv. *lachrymans* ;

Erwinia species for example *Erwinia amylovora*.

35 The composition according to the invention may also be used against fungal diseases liable to grow on or inside timber. The term "timber" means all types of species of wood, and all types of working of this wood intended for construction, for example solid wood, high-density wood, laminated wood, and plywood. The method for treating timber according to the invention mainly consists in contacting one or more compounds according to the invention or a composition according to the invention; this includes for
40 example direct application, spraying, dipping, injection or any other suitable means.

The dose of active compound usually applied in the method of treatment according to the invention is generally and advantageously from 10 to 800 g/ha, preferably from 50 to 300 g/ha for applications in foliar treatment. The dose of active substance applied is generally and advantageously from 2 to 200 g per 100 kg of seed, preferably from 3 to 150 g per 100 kg of seed in the case of seed treatment.

- 5 It is clearly understood that the doses indicated herein are given as illustrative examples of the method according to the invention. A person skilled in the art will know how to adapt the application doses, notably according to the nature of the plant or crop to be treated.

10 The compounds or mixtures according to the invention can also be used for the preparation of composition useful to curatively or preventively treat human or animal fungal diseases such as, for example, mycoses, dermatoses, trichophyton diseases and candidiases or diseases caused by *Aspergillus spp.*, for example *Aspergillus fumigatus*.

15 The present invention further relates to the use of compounds of the formula (I) as herein defined for the control of phytopathogenic fungi.

The present invention further relates to the use of compounds of the formula (I) as herein defined for the treatment of transgenic plants.

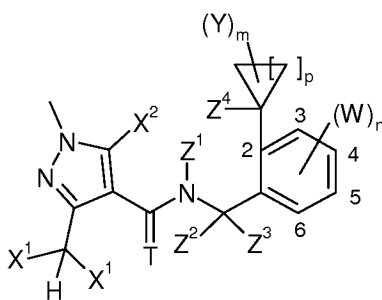
The present invention further relates to the use of compounds of the formula (I) as herein defined for the treatment of seed and of seed of transgenic plants.

- 20 The present invention further relates to a process for producing compositions for controlling phytopathogenic harmful fungi, characterized in that derivatives of the formula (I) as herein defined are mixed with extenders and/or surfactants.

The various aspects of the invention will now be illustrated with reference to the following table of compound examples and the following preparation or efficacy examples.

25

Table 1 illustrates in a non-limiting manner examples of compounds of formula (I) according to the invention :



(I)

30

In table 1, unless otherwise specified, M+H (Apcl⁺) means the molecular ion peak plus 1 a.m.u. (atomic mass unit) as observed in mass spectroscopy via positive atmospheric pressure chemical ionisation.

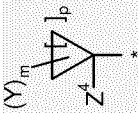
In table 1, the logP values were determined in accordance with EEC Directive 79/831 Annex V.A8 by HPLC (High Performance Liquid Chromatography) on a reversed-phase column (C 18), using the method described below :

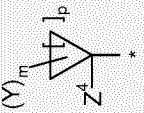
5 Temperature: 40 °C ; Mobile phases : 0.1% aqueous formic acid and acetonitrile ; linear gradient from 10% acetonitrile to 90% acetonitrile.

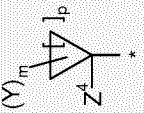
Calibration was carried out using unbranched alkan-2-ones (comprising 3 to 16 carbon atoms) with known logP values (determination of the logP values by the retention times using linear interpolation between two successive alkanones). lambda-max-values were determined using UV-spectra from 200 nm to 400 nm and the peak values of the chromatographic signals.

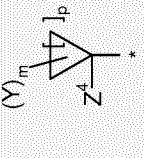
10

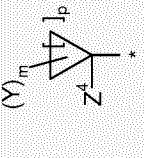
Table 1:

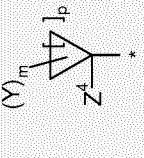
Example	X ¹	X ²	T	Z ¹	Z ²	Z ³	(W) _n		M+H	logP
I.001	F	F	O	cyclopropyl	H	H	-	1-methylcyclopropyl	378	3.85
I.002	F	Cl	O	cyclopropyl	H	H	-	1-methylcyclopropyl	394	4.01
I.003	F	F	S	cyclopropyl	H	H	-	1-methylcyclopropyl	394	4.46
I.004	F	Cl	S	cyclopropyl	H	H	-	1-methylcyclopropyl	410	4.63
I.005	F	F	O	cyclopropyl	H	H	3-Cl	1-methylcyclopropyl	412	4.30
I.006	F	Cl	O	cyclopropyl	H	H	3-Cl	1-methylcyclopropyl	428	4.44
I.007	F	F	O	cyclopropyl	H	H	3-cyclohexyl	1-methylcyclopropyl	460	5.74
I.008	F	F	O	cyclopropyl	H	H	3-F	1-methylcyclopropyl	396	3.89
I.009	F	Cl	O	cyclopropyl	H	H	3-F	1-methylcyclopropyl	412	3.99

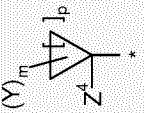
Example	X ¹	X ²	T	Z ¹	Z ²	Z ³	(W) _n	(Y) _m 	M+H	logP
I.010	F	F	S	cyclopropyl	H	H	3-F	1-methylcyclopropyl	412	4.49
I.011	F	Cl	S	cyclopropyl	H	H	3-F	1-methylcyclopropyl	428	4.64
I.012	F	F	O	cyclopropyl	H	H	3-phenyl	1-methylcyclopropyl	454	4.73
I.013	F	F	O	cyclopropyl	H	H	3-(bicyclo[2.2.1]hept-2-en-2-yl)	1-methylcyclopropyl	469	5.78
I.014	F	F	O	cyclopropyl	H	H	3-(cyclohex-1-en-1-yl)	1-methylcyclopropyl	458	5.59
I.015	F	F	O	cyclopropyl	H	H	3-(prop-1-en-2-yl)	1-methylcyclopropyl	418	4.64
I.016	F	F	O	cyclopropyl	H	H	3,4-methylene dioxyl ⁽¹⁾	1-methylcyclopropyl	422	3.53
I.017	F	Cl	O	cyclopropyl	H	H	3,4-methylene dioxyl ⁽¹⁾	1-methylcyclopropyl	438	3.67
I.018	F	F	O	cyclopropyl	H	H	4-Cl	1-methylcyclopropyl	412	4.43
I.019	F	Cl	O	cyclopropyl	H	H	4-Cl	1-methylcyclopropyl	428	4.54

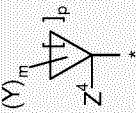
Example	X ¹	X ²	T	Z ¹	Z ²	Z ³	(W) _n	(Y) _m 	M+H	logP
I.020	F	F	O	cyclopropyl	H	H	4-cyclopropyl	1-methylcyclopropyl	418	4.51
I.021	F	F	O	cyclopropyl	H	H	4-F	1-methylcyclopropyl	396	3.92
I.022	F	Cl	O	cyclopropyl	H	H	4-F	1-methylcyclopropyl	412	4.06
I.023	F	F	S	cyclopropyl	H	H	4-F	1-methylcyclopropyl	412	4.56
I.024	F	Cl	S	cyclopropyl	H	H	4-F	1-methylcyclopropyl	428	4.74
I.025	F	F	O	cyclopropyl	H	H	4-i-Pr	1-methylcyclopropyl	420	4.90
I.026	F	F	O	cyclopropyl	H	H	4-Me	1-methylcyclopropyl	392	4.21
I.027	F	Cl	O	cyclopropyl	H	H	4-Me	1-methylcyclopropyl	408	4.36
I.028	F	F	O	cyclopropyl	H	H	4-OMe	1-methylcyclopropyl	408	3.69
I.029	F	Cl	O	cyclopropyl	H	H	4-OMe	1-methylcyclopropyl	424	3.83

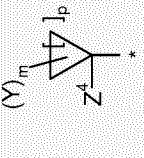
Example	X ¹	X ²	T	Z ¹	Z ²	Z ³	(W) _n		M+H	logP
I.030	F	F	S	cyclopropyl	H	H	4-OMe	1-methylcyclopropyl	424	4.34
I.031	F	Cl	S	cyclopropyl	H	H	4-OMe	1-methylcyclopropyl	440	4.51
I.032	F	F	O	cyclopropyl	H	H	4-phenoxy	1-methylcyclopropyl	470	4.91
I.033	F	F	O	cyclopropyl	H	H	4-phenyl	1-methylcyclopropyl	454	4.93
I.034	F	F	O	cyclopropyl	H	H	4-(1-methyl-1H-pyrrol-3-yl)	1-methylcyclopropyl	457	4.15
I.035	F	F	O	cyclopropyl	H	H	4-(2-methylphenyl)	1-methylcyclopropyl	468	5.26
I.036	F	F	O	cyclopropyl	H	H	4-(3,4-difluorophenyl)	1-methylcyclopropyl	490	5.03
I.037	F	F	O	cyclopropyl	H	H	4-(3,6-dihydro-2H-pyran-4-yl)	1-methylcyclopropyl	460	3.94
I.038	F	F	O	cyclopropyl	H	H	4-(3-fluorophenyl)	1-methylcyclopropyl	472	4.96
I.039	F	F	O	cyclopropyl	H	H	4-(3-furyl)	1-methylcyclopropyl	444	4.23

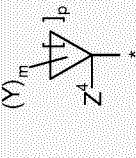
Example	X ¹	X ²	T	Z ¹	Z ²	Z ³	(W) _n		M+H	logP
I.040	F	F	O	cyclopropyl	H	H	4-(3-thienyl)	1-methylcyclopropyl	460	4.61
I.041	F	F	O	cyclopropyl	H	H	4-(4-fluorophenyl)	1-methylcyclopropyl	472	4.96
I.042	F	F	O	cyclopropyl	H	H	4-(5-fluoro-2-methylphenyl)	1-methylcyclopropyl	486	5.31
I.043	F	F	O	cyclopropyl	H	H	4-(prop-1-en-2-yl)	1-methylcyclopropyl	418	4.73
I.044	F	F	O	cyclopropyl	H	H	4-(pyridin-3-yl)	1-methylcyclopropyl	455	2.35
I.045	F	F	O	cyclopropyl	H	H	4-(pyridin-4-yl)	1-methylcyclopropyl	455	2.00
I.046	F	F	O	cyclopropyl	H	H	4-(quinolin-6-yl)	1-methylcyclopropyl	505	3.09
I.047	F	F	O	cyclopropyl	H	H	4-(tetrahydro-2H-pyran-4-yl)	1-methylcyclopropyl	462	3.87
I.048	F	F	O	cyclopropyl	H	H	4,5-diF	1-methylcyclopropyl	414	4.01
I.049	F	Cl	O	cyclopropyl	H	H	4,5-diF	1-methylcyclopropyl	430	4.16

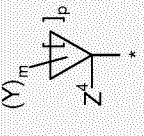
Example	X ¹	X ²	T	Z ¹	Z ²	Z ³	(W) _n		M+H	logP
I.050	F	Cl	S	cyclopropyl	H	H	4,5-diF	1-methylcyclopropyl	446	4.90
I.051	F	F	O	cyclopropyl	H	H	4,5-diMe	1-methylcyclopropyl	406	4.36
I.052	F	Cl	O	cyclopropyl	H	H	4,5-diMe	1-methylcyclopropyl	422	4.53
I.053	F	F	O	cyclopropyl	H	H	4,5-diOMe	1-methylcyclopropyl	438	3.33
I.054	F	Cl	O	cyclopropyl	H	H	4,5-diOMe	1-methylcyclopropyl	454	3.46
I.055	F	F	S	cyclopropyl	H	H	4,5-diOMe	1-methylcyclopropyl	454	3.96
I.056	F	Cl	S	cyclopropyl	H	H	4,5-diOMe	1-methylcyclopropyl	470	4.09
I.057	F	Cl	O	cyclopropyl	H	H	5-Br	1-methylcyclopropyl	472	4.56
I.058	F	F	O	cyclopropyl	H	H	5-Br	1-methylcyclopropyl	456	4.36
I.059	F	F	O	cyclopropyl	H	H	5-CF ₃	1-methylcyclopropyl	446	4.34

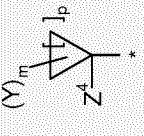
Example	X ¹	X ²	T	Z ¹	Z ²	Z ³	(W) _n		M+H	logP
I.060	F	F	O	cyclopropyl	H	H	5-Cl	1-methylcyclopropyl	412	4.26
I.061	F	Cl	O	cyclopropyl	H	H	5-Cl	1-methylcyclopropyl	428	4.44
I.062	F	F	S	cyclopropyl	H	H	5-Cl	1-methylcyclopropyl	428	4.82
I.063	F	Cl	S	cyclopropyl	H	H	5-Cl	1-methylcyclopropyl	444	5.03
I.064	F	F	O	cyclopropyl	H	H	5-cyclopropyl	1-methylcyclopropyl	418	4.56
I.065	F	F	O	cyclopropyl	H	H	5-Et	1-methylcyclopropyl	406	4.56
I.066	F	F	O	cyclopropyl	H	H	5-F	1-methylcyclopropyl	396	3.89
I.067	F	Cl	O	cyclopropyl	H	H	5-F	1-methylcyclopropyl	412	4.04
I.068	F	F	S	cyclopropyl	H	H	5-F	1-methylcyclopropyl	412	4.49
I.069	F	Cl	S	cyclopropyl	H	H	5-F	1-methylcyclopropyl	428	4.64

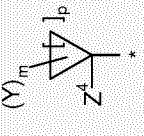
Example	X ¹	X ²	T	Z ¹	Z ²	Z ³	(W) _n		M+H	logP
I.070	F	F	O	cyclopropyl	H	H	5-i-Pr	1-methylcyclopropyl	420	4.61
I.071	F	F	O	cyclopropyl	H	H	5-Me	1-methylcyclopropyl	392	4.19
I.072	F	Cl	O	cyclopropyl	H	H	5-Me	1-methylcyclopropyl	408	4.36
I.073	F	F	S	cyclopropyl	H	H	5-Me	1-methylcyclopropyl	408	4.80
I.074	F	Cl	S	cyclopropyl	H	H	5-Me	1-methylcyclopropyl	424	4.98
I.075	F	F	O	1-methylcyclopropyl	H	H	5-Me	1-methylcyclopropyl	406	4.51
I.076	F	F	O	1-cyano cyclopropyl	H	H	5-Me	1-methylcyclopropyl	417	3.73
I.077	F	Cl	O	1-methylcyclopropyl	H	H	5-Me	1-methylcyclopropyl	422	4.63
I.078	F	Cl	O	1-cyano cyclopropyl	H	H	5-Me	1-methylcyclopropyl	433	3.87
I.079	F	F	O	cyclopropyl	OMe	H	5-Me	1-methylcyclopropyl	390	4.41

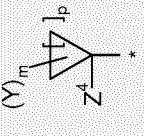
Example	X ¹	X ²	T	Z ¹	Z ²	Z ³	(W) _n		M+H	logP
I.080	F	F	O	cyclopropyl	H	H	5-vinyl	1-methylcyclopropyl	404	4.34
I.081	F	F	O	cyclopropyl	H	H	5-(1-benzo thiophen-3-yl)	1-methylcyclopropyl	510	5.48
I.082	F	F	O	cyclopropyl	H	H	5-(1-methyl- 1H-indol-3-yl)	1-methylcyclopropyl	507	5.00
I.083	F	F	O	cyclopropyl	H	H	5-(prop-1-en-2-yl)	1-methylcyclopropyl	418	4.67
I.084	F	F	O	cyclopropyl	H	H	5-Cl-6-F	1-methylcyclopropyl	none	4.24
I.085	F	F	O	cyclopropyl	H	H	5,6-diCl	1-methylcyclopropyl	446	4.51
I.086	F	F	O	cyclopropyl	H	H	5-Me-6-Cl	1-methylcyclopropyl	426	4.51
I.087	F	F	O	cyclopropyl	H	H	5-Me-6-F	1-methylcyclopropyl	none	4.21
I.088	F	F	O	cyclopropyl	H	H	6-CF ₃	1-methylcyclopropyl	446	4.46
I.089	F	F	O	cyclopropyl	H	H	6-F	1-methylcyclopropyl	396	3.79

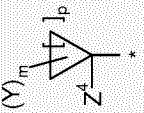
Example	X ¹	X ²	T	Z ¹	Z ²	Z ³	(W) _n		M+H	logP
I.090	F	F	O	cyclopropyl	H	H	5-Cl	1-ethynylcyclopropyl	422	3.73
I.091	F	Cl	O	cyclopropyl	H	H	5-Cl	1-ethynylcyclopropyl	438	3.89
I.092	F	F	O	cyclopropyl	H	H	5-Me	1-ethynylcyclopropyl	402	3.68
I.093	F	Cl	O	cyclopropyl	H	H	5-Me	1-ethynylcyclopropyl	418	3.78
I.094	F	F	O	cyclopropyl	H	H	5-Cl	1-cyanocyclopropyl	423	3.13
I.095	F	Cl	O	cyclopropyl	H	H	5-Cl	1-cyanocyclopropyl	439	3.31
I.096	F	F	O	cyclopropyl	H	H	-	1-ethynylcyclopropyl	392	4.21
I.097	F	Cl	O	cyclopropyl	H	H	-	1-ethynylcyclopropyl	408	4.34
I.098	F	F	S	cyclopropyl	H	H	-	1-ethynylcyclopropyl	408	4.85
I.099	F	Cl	S	cyclopropyl	H	H	-	1-ethynylcyclopropyl	424	5.00

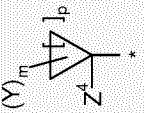
Example	X ¹	X ²	T	Z ¹	Z ²	Z ³	(W) _n		M+H	logP
I.100	F	F	O	cyclopropyl	H	H	4-CF ₃	1-ethylcyclopropyl	460	4.75
I.101	F	Cl	O	cyclopropyl	H	H	4-CF ₃	1-ethylcyclopropyl	476	4.86
I.102	F	F	O	cyclopropyl	H	H	4-Cl	1-ethylcyclopropyl	426	4.67
I.103	F	Cl	O	cyclopropyl	H	H	4-Cl	1-ethylcyclopropyl	442	4.82
I.104	F	F	O	cyclopropyl	H	H	4-Me	1-ethylcyclopropyl	406	4.59
I.105	F	Cl	O	cyclopropyl	H	H	4-Me	1-ethylcyclopropyl	422	4.74
I.106	F	F	O	cyclopropyl	H	H	4-Me-5-F	1-ethylcyclopropyl	424	4.67
I.107	F	Cl	O	cyclopropyl	H	H	4-Me-5-F	1-ethylcyclopropyl	440	4.85
I.108	F	F	O	cyclopropyl	H	H	5-CF ₃	1-ethylcyclopropyl	460	4.67
I.109	F	Cl	O	cyclopropyl	H	H	5-CF ₃	1-ethylcyclopropyl	476	4.85

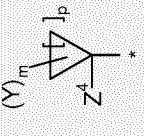
Example	X ¹	X ²	T	Z ¹	Z ²	Z ³	(W) _n		M+H	logP
I.110	F	F	O	cyclopropyl	H	H	5-Cl	1-ethylcyclopropyl	426	4.59
I.111	F	Cl	O	cyclopropyl	H	H	5-Cl	1-ethylcyclopropyl	442	4.77
I.112	F	Cl	O	cyclopropyl	H	H	5-Me	1-ethylcyclopropyl	422	4.77
I.113	F	F	O	cyclopropyl	H	H	5-Me	1-ethylcyclopropyl	406	4.61
I.114	F	F	O	cyclopropyl	H	H	6-F	1-ethylcyclopropyl	410	4.19
I.115	F	Cl	O	cyclopropyl	H	H	6-F	1-ethylcyclopropyl	426	4.34
I.116	F	F	O	cyclopropyl	H	H	-	1-methoxycyclopropyl	394	3.27
I.117	F	Cl	O	cyclopropyl	H	H	-	1-methoxycyclopropyl	410	3.42
I.118	F	F	O	cyclopropyl	H	H	5-Cl	1-methoxycyclopropyl	428	3.67
I.119	F	Cl	O	cyclopropyl	H	H	5-Cl	1-methoxycyclopropyl	444	3.87

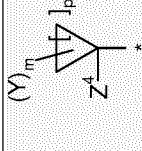
Example	X ¹	X ²	T	Z ¹	Z ²	Z ³	(W) _n		M+H	logP
I.120	F	F	O	cyclopropyl	H	H	5-cyclopropyl	1-methoxycyclopropyl	402	3.97
I.121	F	F	O	cyclopropyl	H	H	5-i-Pr	1-methoxycyclopropyl	436	4.29
I.122	F	F	O	cyclopropyl	H	H	5-Me	1-methoxycyclopropyl	408	3.57
I.123	F	Cl	O	cyclopropyl	H	H	5-Me	1-methoxycyclopropyl	424	3.74
I.124	F	F	O	cyclopropyl	H	H	5-(3,6-dihydro-2H-pyran-4-yl)	1-methoxycyclopropyl	476	3.55
I.125	F	F	O	cyclopropyl	H	H	5-(3-furyl)	1-methoxycyclopropyl	460	3.80
I.126	F	F	O	cyclopropyl	H	H	5-(cyclopent-1-en-1-yl)	1-methoxycyclopropyl	460	4.76
I.127	F	F	O	cyclopropyl	H	H	5-(prop-1-en-2-yl)	1-methoxycyclopropyl	434	4.12
I.128	F	F	O	cyclopropyl	H	H	4-Cl	1-propylcyclopropyl	440	5.14
I.129	F	Cl	O	cyclopropyl	H	H	4-Cl	1-propylcyclopropyl	456	5.31

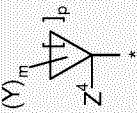
Example	X ¹	X ²	T	Z ¹	Z ²	Z ³	(W) _n		M+H	logP
I.130	F	F	O	cyclopropyl	H	H	5-Me	1-propylcyclopropyl	420	5.03
I.131	F	Cl	O	cyclopropyl	H	H	5-Me	1-propylcyclopropyl	436	5.19
I.132	F	F	O	cyclopropyl	H	H	5-Me	1-chlorocyclopropyl	412	3.89
I.133	F	Cl	O	cyclopropyl	H	H	5-Me	1-chlorocyclopropyl	428	4.06
I.134	F	F	O	cyclopropyl	H	H	5-Me	1,1'-bi(cyclopropyl)-1-yl	418	4.59
I.135	F	Cl	O	cyclopropyl	H	H	5-Me	1,1'-bi(cyclopropyl)-1-yl	434	4.72
I.136	F	Cl	O	cyclopropyl	H	H	5-Me	1-isopropylcyclopropyl	436	5.11
I.137	F	F	O	cyclopropyl	H	H	5-Me	1-isopropylcyclopropyl	420	4.95
I.138	F	Cl	O	cyclopropyl	H	H	5-Me	1-ethoxycyclopropyl	438	4.21
I.139	F	F	O	cyclopropyl	H	H	5-Me	1-ethoxycyclopropyl	422	4.06

Example	X ¹	X ²	T	Z ¹	Z ²	Z ³	(W) _n		M+H	logP
I.140	F	F	O	cyclopropyl	H	H	5-Me-6-Cl	2-chloro-1-methylcyclopropyl	460	4.58
I.141	F	F	O	cyclopropyl	H	H	6-CF ₃	2-chloro-1-methylcyclopropyl	480	4.46
I.142	F	F	O	cyclopropyl	H	H	-	1-(difluoromethyl)cyclopropyl	414	3.33
I.143	F	Cl	O	cyclopropyl	H	H	-	1-(difluoromethyl)cyclopropyl	430	3.46
I.144	F	F	O	cyclopropyl	H	H	4-F	1-(difluoromethyl)cyclopropyl	432	3.41
I.145	F	Cl	O	cyclopropyl	H	H	4-F	1-(difluoromethyl)cyclopropyl	448	3.55
I.146	F	F	O	cyclopropyl	H	H	5-Br	1-(difluoromethyl)cyclopropyl	492	3.76
I.147	F	Cl	O	cyclopropyl	H	H	5-Br	1-(difluoromethyl)cyclopropyl	508	3.92
I.148	F	Cl	O	cyclopropyl	H	H	5-Cl	1-(difluoromethyl)cyclopropyl	464	3.85
I.149	F	F	O	cyclopropyl	H	H	5-Cl	1-(difluoromethyl)cyclopropyl	448	3.70

Example	X ¹	X ²	T	Z ¹	Z ²	Z ³	(W) _n	(Y) _m 	M+H	logP
I.150	F	F	O	cyclopropyl	H	H	5-cyclopropyl	1-(difluoromethyl) cyclopropyl	454	3.94
I.151	F	F	O	cyclopropyl	H	H	5-F	1-(difluoromethyl) cyclopropyl	432	3.39
I.152	F	Cl	O	cyclopropyl	H	H	5-F	1-(difluoromethyl) cyclopropyl	448	3.53
I.153	F	F	O	cyclopropyl	H	H	5-Me	1-(difluoromethyl) cyclopropyl	428	3.64
I.154	F	Cl	O	cyclopropyl	H	H	5-Me	1-(difluoromethyl) cyclopropyl	444	3.76
I.155	F	F	O	cyclopropyl	H	H	6-Br	1-(difluoromethyl) cyclopropyl	492	3.76
I.156	F	Cl	O	cyclopropyl	H	H	6-Br	1-(difluoromethyl) cyclopropyl	508	3.87
I.157	F	F	O	cyclopropyl	H	H	4-Cl	1-isobutyl/cyclopropyl	454	5.42
I.158	F	Cl	O	cyclopropyl	H	H	4-Cl	1-isobutyl/cyclopropyl	470	5.59
I.159	F	F	O	cyclopropyl	H	H	5-Me	1-isobutyl/cyclopropyl	434	5.36

Example	X ¹	X ²	T	Z ¹	Z ²	Z ³	(W) _n		M+H	logP
I.160	F	Cl	O	cyclopropyl	H	H	5-Me	1-isobutylcyclopropyl	450	5.54
I.161	F	F	O	cyclopropyl	H	H	-	1-(trifluoromethyl)cyclopropyl	432	2.34
I.162	F	Cl	O	cyclopropyl	H	H	-	1-(trifluoromethyl)cyclopropyl	448	3.87
I.163	F	F	O	cyclopropyl	H	H	5-Cl	1-(trifluoromethyl)cyclopropyl	466	4.13
I.164	F	Cl	O	cyclopropyl	H	H	5-Cl	1-(trifluoromethyl)cyclopropyl	482	4.30
I.165	F	F	O	cyclopropyl	H	H	5-F	1-(trifluoromethyl)cyclopropyl	450	3.83
I.166	F	Cl	O	cyclopropyl	H	H	5-F	1-(trifluoromethyl)cyclopropyl	466	3.96
I.167	F	F	O	cyclopropyl	H	H	5-Me	1-(trifluoromethyl)cyclopropyl	446	4.11
I.168	F	F	O	cyclopropyl	H	H	5-Cl	2,2-dichloro-1-methylcyclopropyl	480	4.39
I.169	F	F	O	cyclopropyl	H	H	5-cyclopropyl	2,2-dichloro-1-methylcyclopropyl	486	4.59

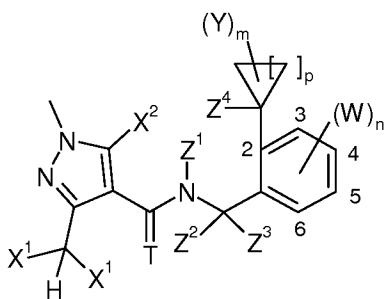
Example	X ¹	X ²	T	Z ¹	Z ²	Z ³	(W) _n	(Y) _m 	M+H	logP
I.170	F	F	O	cyclopropyl	H	H	5-F	2,2-dichloro-1-methylcyclopropyl	464	4.09
I.171	F	Cl	O	cyclopropyl	H	H	5-F	2,2-dichloro-1-methylcyclopropyl	480	4.21
I.172	F	F	O	cyclopropyl	H	H	5-Me	2,2-dichloro-1-methylcyclopropyl	460	4.24
I.173	F	F	O	cyclopropyl	H	H	5,6-diCl	2,2-dichloro-1-methylcyclopropyl	514	4.71
I.174	F	Cl	O	cyclopropyl	H	H	5,6-diCl	2,2-dichloro-1-methylcyclopropyl	530	4.81
I.175	F	Cl	O	cyclopropyl	H	H	5-Cl-6-F	2,2-dichloro-1-methylcyclopropyl	514	4.61
I.176	F	F	O	cyclopropyl	H	H	5-Cl-6-F	2,2-dichloro-1-methylcyclopropyl	498	4.46
I.177	F	Cl	O	cyclopropyl	H	H	5-Me-6-Cl	2,2-dichloro-1-methylcyclopropyl	510	4.78
I.178	F	F	O	cyclopropyl	H	H	5-Me-6-Cl	2,2-dichloro-1-methylcyclopropyl	494	4.67
I.179	F	F	O	cyclopropyl	H	H	5-Me-6-F	2,2-dichloro-1-methylcyclopropyl	478	4.41

Example	X ¹	X ²	T	Z ¹	Z ²	Z ³	(W) _n		M+H	logP
I.180	F	F	O	cyclopropyl	H	H	4,5-diCl	1-methylcyclopropyl	446	4.73
I.181	F	Cl	O	cyclopropyl	H	H	4,5-diCl	1-methylcyclopropyl	462	4.93
I.182	F	F	O	cyclopropyl	H	H	5-Me	1-(methoxymethyl)cyclopropyl	422	3.52
I.183	F	Cl	O	cyclopropyl	H	H	5-Me	1-(methoxymethyl)cyclopropyl	438	3.68

Note ⁽¹⁾ : forming with the phenyl ring, a 4-substituted-1,3-benzodioxol-5-yl moiety

Note : Me : methyl; i-Pr : isopropyl

Table 2 illustrates in a non-limiting manner examples of compounds of formula (I) according to the invention :



5

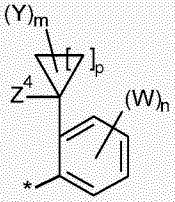
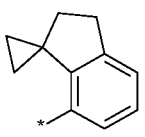
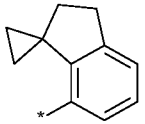
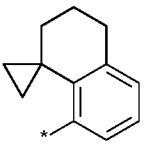
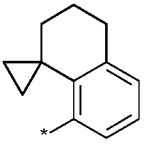
(I)

wherein Z⁴ and its vicinal substituent W, together with the carbon atom to which they are linked, can form a substituted or non-substituted C₄-C₇-cycloalkyl.

In table 2, M+H (Apcl+) and logP are defined as for table 1.

10

Table 2 :

Example	X ¹	X ²	T	Z ¹	Z ²	Z ³		M+H	logP
la.01	F	Cl	O	cyclopropyl	H	H		406	4.06
la.02	F	F	O	cyclopropyl	H	H		390	3.92
la.03	F	F	S	cyclopropyl	H	H		404	4.16
la.04	F	Cl	S	cyclopropyl	H	H		420	4.34

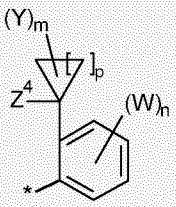
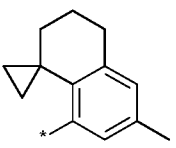
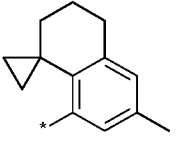
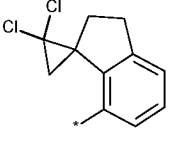
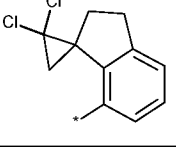
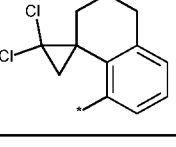
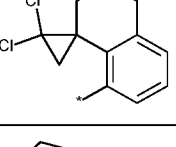
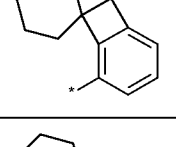
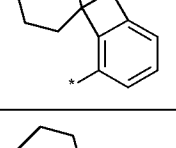
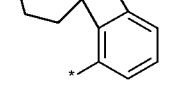
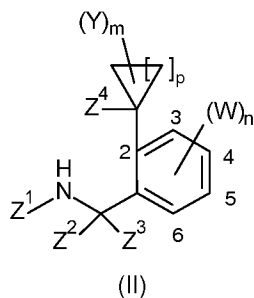
Example	X ¹	X ²	T	Z ¹	Z ²	Z ³		M+H	logP
1a.05	F	F	O	cyclopropyl	H	H		418	4.59
1a.06	F	Cl	O	cyclopropyl	H	H		434	4.77
1a.07	F	Cl	O	cyclopropyl	H	H		474	4.23
1a.08	F	F	O	cyclopropyl	H	H		458	4.10
1a.09	F	F	O	cyclopropyl	H	H		472	4.46
1a.10	F	Cl	O	cyclopropyl	H	H		488	4.59
1a.11	F	F	O	cyclopropyl	H	H		418	4.78
1a.12	F	Cl	O	cyclopropyl	H	H		434	4.98
1a.13	F	Cl	S	cyclopropyl	H	H		450	5.74

Table 3 illustrates in a non limiting manner examples of compounds of formula (II) according to the invention,

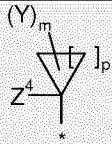


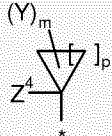
5

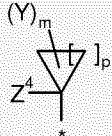
In table 3, M+H (Apcl+) and logP are defined as for table 1.

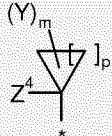
Table 3 :

10

Exmple	Z ¹	Z ²	Z ³	(W) _n		M+H	logP
II.01	cyclopropyl	H	H	-	1-methylcyclopropyl	202	1.10
II.02	cyclopropyl	H	H	3-F	1-methylcyclopropyl	220	1.36
II.03	cyclopropyl	H	H	3,4-methylene dioxy ⁽¹⁾	1-methylcyclopropyl	246	1.43
II.04	cyclopropyl	H	H	4-Cl	1-methylcyclopropyl	236	1.54
II.05	cyclopropyl	H	H	4-Me	1-methylcyclopropyl	216	1.43
II.06	cyclopropyl	H	H	4,5-diMe	1-methylcyclopropyl	230	1.68
II.07	cyclopropyl	H	H	4,5-diMe	1-methylcyclopropyl	270	1.79
II.08	cyclopropyl	H	H	4,5-diOMe	1-methylcyclopropyl	262	1.26
II.09	cyclopropyl	H	H	5-Br	1-methylcyclopropyl	280	1.43
II.10	cyclopropyl	H	H	5-Cl	1-methylcyclopropyl	236	1.70

Exmple	Z ¹	Z ²	Z ³	(W) _n		M+H	logP
II.11	cyclopropyl	H	H	5-F	1-methylcyclopropyl	220	1.37
II.12	cyclopropyl	H	H	5-Me	1-methylcyclopropyl	216	1.38
II.13	1-methyl cyclopropyl	H	H	5-Me	1-methylcyclopropyl	230	1.45
II.14	1-cyano cyclopropyl	H	H	5-Me	1-methylcyclopropyl	241	4.07
II.15	cyclopropyl	H	H	6-Cl	1-methylcyclopropyl	236	1.48
II.16	cyclopropyl	H	H	5-Cl	1-ethynylcyclopropyl		1.22
II.17	cyclopropyl	H	H	5-Me	1-ethynylcyclopropyl		1.15
II.18	cyclopropyl	H	H	5-Cl	1-[(trimethylsilyl)ethynyl] cyclopropyl		2.07
II.19	cyclopropyl	H	H	5-Me	1-[(trimethylsilyl)ethynyl] cyclopropyl		2.05
II.20	cyclopropyl	H	H	5-Cl	1-cyanocyclopropyl		0.77
II.21	cyclopropyl	H	H	5-Me	1-cyanocyclopropyl		1.19
II.22	cyclopropyl	H	H	5-Me	1-(methoxymethyl) cyclopropyl	246	1.49
II.23	cyclopropyl	H	H	-	1-ethylcyclopropyl	216	1.52
II.24	cyclopropyl	H	H	4-CF ₃	1-ethylcyclopropyl	284	1.95
II.25	cyclopropyl	H	H	4-Cl	1-ethylcyclopropyl	250	1.65
II.26	cyclopropyl	H	H	4-Me	1-ethylcyclopropyl	230	1.47
II.27	cyclopropyl	H	H	4-Me-5-F	1-ethylcyclopropyl	248	1.69

Exmple	Z ¹	Z ²	Z ³	(W) _n		M+H	logP
II.28	cyclopropyl	H	H	5-CF ₃	1-ethylcyclopropyl	284	1.82
II.29	cyclopropyl	H	H	5-Cl	1-ethylcyclopropyl	250	1.66 ⁽²⁾
II.30	cyclopropyl	H	H	5-Me	1-ethylcyclopropyl	230	1.63
II.31	cyclopropyl	H	H	6-F	1-ethylcyclopropyl	234	1.14
II.32	cyclopropyl	H	H	5-Cl	1-propylcyclopropyl	264	1.94
II.33	cyclopropyl	H	H	5-Me	1-propylcyclopropyl	244	1.81 ⁽²⁾
II.34	cyclopropyl	H	H	5-Me	1-chlorocyclopropyl	236	1.34 ⁽²⁾
II.35	cyclopropyl	H	H	5-Me	1,1'-bi(cyclopropyl)-1-yl	242	1.67 ⁽²⁾
II.36	cyclopropyl	H	H	-	1-(difluoromethyl) cyclopropyl	238	0.92
II.37	cyclopropyl	H	H	5-Br	1-(difluoromethyl) cyclopropyl	316	1.30
II.38	cyclopropyl	H	H	5-Cl	1-(difluoromethyl) cyclopropyl		1.16
II.39	cyclopropyl	H	H	5-F	1-(difluoromethyl) cyclopropyl	256	1.08
II.40	cyclopropyl	H	H	5-Me	1-(difluoromethyl) cyclopropyl		1.09
II.41	cyclopropyl	H	H	6-Br	1-(difluoromethyl) cyclopropyl	316	1.10
II.42	cyclopropyl	H	H	5-Cl	1-isobutylcyclopropyl	278	2.09
II.43	cyclopropyl	H	H	5-Me	1-isobutylcyclopropyl	258	2.15
II.44	cyclopropyl	H	H	5-Cl	1-(trifluoromethyl) cyclopropyl	290	1.47

Exmple	Z ¹	Z ²	Z ³	(W) _n		M+H	logP
II.45	cyclopropyl	H	H	-	1-(trifluoromethyl) cyclopropyl	256	1.25
II.46	cyclopropyl	H	H	5-F	1-(trifluoromethyl) cyclopropyl	274	1.32

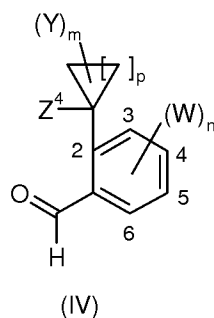
Note ⁽¹⁾ : forming with the phenyl ring, a 4-substituted-1,3-benzodioxol-5-yl moiety

Note ⁽²⁾ : isolated as their hydrochloride salt

Note : Me : methyl

5

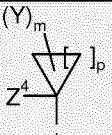
Table 4 illustrates in a non limiting manner examples of compounds of formula (IV) according to the invention,

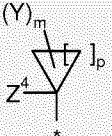


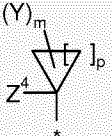
10

In table 4, M+H (Apcl+) and logP are defined as for table 1.

Table 4 :

Example	(W) _n		M+H	logP
IV.01	-	1-methylcyclopropyl	161	3.02
IV.02	4-Cl	1-methylcyclopropyl	166 ⁽¹⁾	
IV.03	4-F	1-methylcyclopropyl	179	3.15
IV.04	4-Me	1-methylcyclopropyl	175	3.44
IV.05	4-OMe	1-methylcyclopropyl	191	2.92

Example	(W) _n		M+H	logP
IV.06	4,5-diF	1-methylcyclopropyl	196 ⁽²⁾	3.44
IV.07	4,5-diMe	1-methylcyclopropyl	189	3.85
IV.08	4,5-diOMe	1-methylcyclopropyl	221	2.56
IV.09	4-Me-5-(1-methyl cyclopropyl)	1-methylcyclopropyl		
IV.10	5-Cl	1-methylcyclopropyl	166 ⁽¹⁾	3.76
IV.11	5-F	1-methylcyclopropyl	150 ⁽¹⁾	3.22
IV.12	5-Me	1-methylcyclopropyl	175	3.55
IV.13	5-(1-methyl cyclopropyl)	1-methylcyclopropyl		
IV.14	6-F	1-methylcyclopropyl	150 ⁽¹⁾	3.13
IV.15	5-Cl	1-cyanocyclopropyl		2.35
IV.16	5-Me	1-cyanocyclopropyl	166	2.08
IV.17	4-CF ₃	1-ethylcyclopropyl	214 ⁽¹⁾	4.29
IV.18	5-Me	1-ethylcyclopropyl	189	4.29
IV.19	4-Me	1-propylcyclopropyl	223	4.69
IV.20	5-Cl	1-(difluoromethyl) cyclopropyl		3.04
IV.21	5-Me	1-(difluoromethyl) cyclopropyl		3.01
IV.22	4-Cl	1-isobutylcyclopropyl	208 ⁽¹⁾	

Example	(W) _n		M+H	logP
IV.23	5-Me	1-isobutylcyclopropyl	188 ⁽¹⁾	
IV.24	5-Cl	1-carboxycyclopropyl		1.91
IV.25	5-Cl	1-(methoxycarbonyl) cyclopropyl		2.68

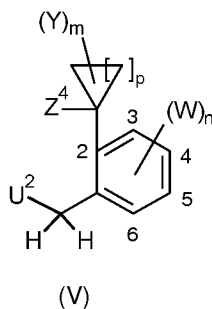
Note ⁽¹⁾ : M - CO fragment (GC-mass)

Note ⁽²⁾ : M (GC-mass)

Note : Me : methyl

5

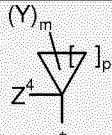
Table 5 illustrates in a non limiting manner examples of compounds of formula (V) according to the invention,



10 wherein U² represents a halogen atom.

In table 5, M+H (Apcl+) and logP are defined as for table 1.

Table 5 :

Example	U ²	(W) _n		M+H	logP
V.01	Br	3-Cl	1-methylcyclopropyl		4.86

15

Table 6 provides the NMR data (¹H) of a selected number of compounds from table 1 to table 4.

20

The ¹H-NMR data of selected examples are stated in the form of ¹H-NMR peak lists. For each signal peak, the δ value in ppm and the signal intensity in brackets are listed.

Intensity of sharp signals correlates with the height of the signals in a printed example of a NMR spectrum in cm and shows the real relations of signal intensities. From broad signals several peaks or the middle of the signal and their relative intensity in comparison to the most intensive signal in the spectrum can be shown.

The ¹H-NMR peak lists are similar to classical ¹H-NMR prints and contain therefore usually all peaks, which are listed at classical NMR-interpretation. Additionally they can show like classical ¹H-NMR prints signals of solvents, stereoisomers of the target compounds, which are also object of the invention, and/or peaks of impurities. To show compound signals in the delta-range of solvents and/or water the usual peaks of solvents, for example peaks of DMSO in d₆-DMSO and the peak of water are shown in our ¹H-NMR peak lists and have usually on average a high intensity.

The peaks of stereoisomers of the target compounds and/or peaks of impurities have usually on average a lower intensity than the peaks of target compounds (for example with a purity >90%). Such stereoisomers and/or impurities can be typical for the specific preparation process. Therefore their peaks can help to recognize the reproduction of our preparation process via "side-products-fingerprints".

An expert, who calculates the peaks of the target compounds with known methods (Mestrec, ACD-simulation, but also with empirically evaluated expectation values), can isolate the peaks of the target compounds as needed optionally using additional intensity filters. This isolation would be similar to relevant peak picking at classical ¹H-NMR interpretation.

Further details of NMR-data description with peak lists can be found in the publication "Citation of NMR Peaklist Data within Patent Applications" of the Research Disclosure Database Number 564025.

Table 6 : NMR peak lists

<p>Example I.001: ¹H-NMR (400.1 MHz, d₆-DMSO): 7.342 (2.0); 7.337 (1.5); 7.329 (1.9); 7.327 (1.9); 7.320 (2.8); 7.310 (0.4); 7.233 (0.6); 7.220 (2.9); 7.216 (4.0); 7.207 (5.8); 7.198 (4.0); 7.194 (3.0); 7.182 (0.6); 7.140 (2.3); 7.093 (0.3); 7.084 (2.4); 7.075 (2.0); 7.066 (1.3); 7.061 (1.9); 7.005 (5.0); 6.871 (2.5); 4.918 (4.8); 3.825 (7.7); 3.315 (6.2); 2.851 (0.7); 2.516 (7.9); 2.512 (15.9); 2.508 (21.4); 2.503 (15.3); 2.499 (7.3); 1.995 (1.1); 1.304 (10.6); 1.274 (1.1); 1.254 (3.3); 1.200 (0.4); 1.182 (0.6); 0.882 (1.4); 0.866 (4.2); 0.848 (1.8); 0.786 (16.0); 0.702 (0.8); 0.685 (3.0); 0.672 (3.0); 0.554 (3.2)</p>
<p>Example I.002: ¹H-NMR(400.1MHz,d₆-DMSO): 7.335(1.8); 7.318(2.4); 7.240(0.7); 7.217(3.8); 7.210(6.6); 7.199(4.7); 7.195(4.4); 7.180(3.2); 7.064(2.5); 6.930(1.2); 4.934(2.8); 3.924(12.4); 3.878(0.5); 3.810(0.5); 3.315(11.9); 2.875(1.6); 2.530(0.6); 2.516(13.6); 2.512(27.6); 2.508(37.1); 2.503(26.3); 2.499(12.4); 1.995(0.7); 1.319(12.8); 1.288(1.2); 1.274(1.3); 1.255(3.7); 1.212(0.5); 1.200(0.4); 1.182(0.7); 1.164(0.7); 0.882(1.6); 0.866(5.0); 0.848(2.1); 0.801(16.0); 0.709(0.6); 0.671(0.6); 0.649(0.6); 0.562(3.1); 0.546(3.3); 0.499(3.7)</p>
<p>Example I.003: ¹H-NMR(400.1MHz,d₆-DMSO): 7.360(1.7); 7.356(1.6); 7.341(2.2); 7.318(0.5); 7.298(0.5); 7.266(1.7); 7.248(0.7); 7.233(1.1); 7.214(3.3); 7.204(3.3); 7.195(3.2); 7.176(1.0); 7.131(2.8); 7.112(0.4); 7.007(2.6); 6.995(3.0); 5.619(0.4); 5.553(0.5); 5.544(0.5); 5.498(0.4); 5.022(0.9); 3.827(13.0); 3.671(1.8); 3.312(20.5); 3.096(1.5); 2.500(24.0); 2.072(3.4); 1.935(0.4); 1.318(14.9); 1.146(2.0); 0.969(0.4); 0.955(0.5); 0.803(16.0); 0.729(3.4); 0.712(4.3); 0.639(1.3); 0.000(1.5)</p>
<p>Example I.004: ¹H-NMR(400.1MHz,d₆-DMSO): 7.350(1.9); 7.335(2.5); 7.294(0.5); 7.275(0.8); 7.259(0.6); 7.227(2.2); 7.215(4.1); 7.206(3.9); 7.197(4.4); 7.114(2.5); 7.093(4.5); 7.054(0.6); 7.036(0.5); 6.984(0.6); 6.958(1.5); 5.689(2.0); 5.650(2.7); 5.420(2.7); 5.380(2.1); 4.971(0.6); 4.921(0.6); 3.912(15.2); 3.773(2.8); 3.311(20.4); 3.150(0.4); 3.108(1.3); 3.097(1.8); 3.084(1.5); 2.500(27.6); 2.072(9.8); 1.323(16.0); 1.111(2.8); 1.003(0.4); 0.983(0.4); 0.964(0.4); 0.844(0.9); 0.807(13.8); 0.720(0.9); 0.692(1.8); 0.675(1.6); 0.634(4.7); 0.628(4.6); 0.617(6.2); 0.000(1.7)</p>
<p>Example I.005: ¹H-NMR(300.2MHz,CDCl₃): 7.273(1.3); 7.262(2.7); 7.259(2.8); 7.236(4.0); 7.232(4.1); 7.148(2.7); 7.122(5.4); 7.096(3.1); 7.057(1.1); 7.036(4.0); 7.011(2.4); 6.875(2.1); 6.693(1.1); 5.312(0.7); 5.293(0.6); 5.260(0.9); 4.805(4.9); 4.751(3.9); 3.831(12.2); 2.884(1.1); 1.773(1.2); 1.770(1.2); 1.383(16.0); 1.329(0.5); 1.323(0.5); 1.306(0.7); 1.267(3.7); 0.966(0.8);</p>

0.954(1.5); 0.942(2.1); 0.929(3.5); 0.913(8.4); 0.880(6.3); 0.857(3.2); 0.784(0.4); 0.663(3.4); 0.641(4.7); 0.633(4.6); 0.000(1.2)
Example 1.006: ¹ H-NMR(300.2MHz,CDCl ₃): 7.266(4.7); 7.253(2.5); 7.245(2.8); 7.235(4.6); 7.217(0.6); 7.143(11.4); 7.123(4.1); 7.096(0.7); 6.969(1.4); 6.787(2.9); 6.604(1.4); 5.387(1.5); 5.333(1.8); 4.784(2.4); 4.732(2.0); 3.923(15.9); 3.820(0.9); 2.920(1.3); 2.905(1.8); 2.888(1.5); 2.044(0.4); 1.671(1.8); 1.666(1.7); 1.398(16.0); 1.329(0.9); 1.305(1.5); 1.266(7.5); 0.948(2.1); 0.917(9.6); 0.881(9.8); 0.858(4.7); 0.561(7.8); 0.546(6.2); 0.000(2.8)
Example 1.007: ¹ H-NMR(300.2MHz,CDCl ₃): 7.369(0.4); 7.352(0.5); 7.338(0.6); 7.262(30.2); 7.232(0.5); 7.211(1.0); 7.198(2.0); 7.174(4.1); 7.150(9.5); 7.143(7.1); 7.123(2.4); 7.084(0.9); 7.054(0.6); 7.019(0.3); 6.981(0.5); 6.949(3.4); 6.927(2.9); 6.899(1.7); 6.717(0.8); 5.339(1.1); 5.301(8.7); 5.040(0.6); 4.934(0.4); 4.823(0.4); 4.792(5.0); 4.738(3.9); 3.833(11.1); 3.380(1.7); 2.893(1.5); 2.174(0.5); 2.009(0.6); 1.848(3.8); 1.810(3.9); 1.777(4.1); 1.721(2.0); 1.702(2.5); 1.615(0.4); 1.573(91.0); 1.540(1.1); 1.502(2.0); 1.464(5.2); 1.429(7.1); 1.398(5.2); 1.354(14.9); 1.335(7.1); 1.307(3.8); 1.266(15.7); 1.026(0.4); 0.903(5.6); 0.882(16.0); 0.857(12.0); 0.807(5.2); 0.774(3.7); 0.647(8.5); 0.000(20.2)
Example 1.008: ¹ H-NMR(300.2MHz,CDCl ₃): 7.263(16.0); 7.254(0.3); 7.192(1.2); 7.174(1.4); 7.166(2.6); 7.147(2.7); 7.139(2.0); 7.121(1.8); 7.060(0.9); 6.941(2.3); 6.912(6.4); 6.883(5.3); 6.696(0.9); 5.300(1.8); 5.001(1.1); 3.835(11.8); 2.895(1.0); 1.584(6.2); 1.353(16.0); 1.326(1.0); 0.838(13.2); 0.647(6.3); 0.011(0.4); 0.000(12.2); -0.008(0.4); -0.009(0.4); -0.011(0.5)
Example 1.009: ¹ H-NMR(499.9MHz,d ₆ -DMSO): 7.272(1.5); 7.257(3.3); 7.245(3.3); 7.230(1.7); 7.151(1.6); 7.049(5.5); 7.044(3.9); 7.031(5.5); 7.012(4.4); 7.002(4.5); 6.987(4.1); 6.935(1.7); 5.744(1.6); 4.909(1.3); 3.913(16.0); 3.811(0.5); 3.282(90.9); 2.884(2.4); 2.506(8.0); 2.502(16.4); 2.499(22.3); 2.495(15.9); 2.492(7.6); 1.321(15.5); 1.237(0.6); 1.192(0.4); 1.170(0.5); 1.149(0.5); 0.859(6.6); 0.823(1.5); 0.788(7.1); 0.645(0.7); 0.569(4.9); 0.561(4.9); 0.498(5.4); 0.006(0.3); 0.000(8.5); -0.007(0.4)
Example 1.010: ¹ H-NMR(300.2MHz,CDCl ₃): 7.266(2.3); 7.242(1.7); 7.187(0.7); 7.169(0.8); 7.161(1.4); 7.142(1.4); 7.134(1.0); 7.116(0.9); 7.059(3.5); 6.960(1.0); 6.930(1.3); 6.900(1.0); 6.876(3.2); 6.846(1.5); 5.296(4.6); 3.825(9.8); 3.682(1.3); 3.116(0.5); 3.109(0.7); 3.093(0.9); 3.087(0.9); 3.078(0.6); 3.071(0.7); 3.063(0.4); 1.619(1.3); 1.380(16.0); 1.228(0.9); 0.922(0.5); 0.908(0.6); 0.857(5.7); 0.799(0.6); 0.773(1.8); 0.760(2.8); 0.744(1.5); 0.727(1.7); 0.715(2.2); 0.707(1.9); 0.691(2.1); 0.665(0.4); 0.000(1.1)
Example 1.011: ¹ H-NMR(300.2MHz,CDCl ₃): 7.265(2.2); 7.197(0.4); 7.189(0.8); 7.171(0.9); 7.163(1.5); 7.144(1.5); 7.136(1.1); 7.118(1.0); 7.076(1.7); 6.977(1.8); 6.962(1.4); 6.958(1.5); 6.953(1.6); 6.942(0.8); 6.935(1.2); 6.929(1.6); 6.917(0.5); 6.894(2.9); 6.893(2.9); 6.710(1.9); 5.295(4.9); 3.9114(11.6); 3.9106(11.6); 3.785(2.9); 3.161(0.4); 3.147(0.8); 3.137(0.9); 3.132(0.6); 3.123(1.4); 3.109(0.8); 3.099(0.7); 3.084(0.4); 1.611(1.6); 1.386(16.0); 1.205(0.5); 0.949(0.4); 0.939(0.6); 0.929(0.6); 0.924(0.7); 0.908(0.4); 0.862(6.1); 0.778(0.8); 0.766(1.8); 0.756(2.4); 0.751(2.1); 0.742(2.8); 0.734(1.2); 0.727(1.0); 0.706(0.4); 0.685(0.5); 0.671(0.4); 0.652(1.2); 0.645(1.0); 0.637(2.2); 0.628(1.9); 0.621(1.2); 0.612(2.5); 0.602(1.3); 0.589(0.6); 0.000(1.0)
Example 1.012: ¹ H-NMR(300.2MHz,CDCl ₃): 7.433(1.8); 7.427(2.8); 7.403(5.9); 7.399(5.9); 7.381(12.2); 7.359(7.5); 7.345(16.0); 7.322(6.8); 7.289(0.9); 7.273(2.6); 7.259(8.1); 7.247(6.0); 7.222(5.1); 7.212(1.3); 7.195(1.0); 7.188(0.8); 7.179(1.1); 7.157(4.7); 7.132(3.4); 7.121(7.6); 7.096(5.5); 7.092(4.8); 7.059(0.4); 7.050(0.6); 7.034(0.6); 7.007(0.3); 6.917(2.0); 6.877(0.5); 6.871(0.5); 6.735(1.0); 5.294(0.4); 5.268(1.4); 5.214(2.2); 5.119(0.5); 5.067(2.2); 5.015(1.5); 4.978(0.6); 4.957(0.4); 4.800(0.5); 4.746(0.4); 3.852(13.1); 2.983(1.6); 2.889(0.4); 1.637(8.2); 1.633(6.3); 1.494(16.1); 1.432(0.6); 1.382(1.9); 1.341(2.0); 1.306(1.8); 1.266(10.5); 0.931(0.6); 0.903(4.2); 0.881(12.1); 0.858(5.1); 0.783(1.4); 0.772(1.9); 0.754(2.4); 0.711(12.3); 0.653(3.6); 0.300(1.1); 0.282(2.6); 0.264(2.3); 0.251(2.5); 0.239(3.1); 0.219(3.6); 0.209(3.0); 0.202(2.1); 0.189(3.0); 0.171(1.2); 0.000(7.6); -0.011(0.4)
Example 1.013: ¹ H-NMR(499.9MHz,CDCl ₃): 7.261(14.6); 7.197(0.3); 7.167(0.9); 7.152(2.0); 7.137(2.7); 7.122(5.6); 7.108(3.3); 7.061(2.3); 7.046(1.8); 7.025(0.8); 7.000(2.3); 6.989(1.9); 6.942(3.3); 6.928(2.9); 6.900(1.9); 6.842(0.7); 6.827(0.7); 6.817(0.5); 6.789(0.9); 6.059(2.8); 6.055(2.9); 5.890(3.7); 5.885(3.8); 5.297(16.0); 5.259(0.7); 5.190(0.8); 5.159(1.1); 5.137(0.5); 5.052(1.1); 5.022(0.8); 4.917(1.0); 4.886(0.9); 3.839(10.4); 3.309(2.5); 3.204(0.4); 3.197(0.5); 3.086(2.9); 3.065(3.1); 2.999(0.4); 2.970(3.2); 2.921(1.7); 2.852(0.4); 2.377(0.5); 2.234(0.6); 1.871(0.4); 1.865(0.6); 1.852(1.1); 1.846(1.6); 1.829(3.4); 1.815(3.5); 1.798(3.1); 1.778(1.5); 1.771(1.9); 1.757(1.1); 1.749(1.4); 1.742(0.9); 1.650(4.1); 1.605(8.2); 1.543(1.0); 1.501(6.7); 1.450(2.0); 1.427(7.0); 1.401(1.8); 1.340(0.9); 1.330(0.9); 1.270(5.9); 1.255(11.0); 1.205(2.9); 1.189(2.7); 1.170(1.4); 1.104(1.8); 1.094(2.3); 1.070(1.7); 1.051(0.8); 0.976(0.4); 0.955(0.6); 0.888(0.9); 0.880(1.1); 0.867(1.2); 0.824(3.7); 0.769(3.2); 0.763(3.1); 0.752(4.7); 0.743(4.0); 0.733(4.1); 0.724(5.0); 0.662(8.7); 0.000(15.5)
Example 1.014: ¹ H-NMR(300.2MHz,CDCl ₃): 7.367(0.4); 7.359(0.3); 7.351(0.5); 7.337(0.6); 7.261(5.9); 7.232(0.9); 7.206(1.2); 7.195(1.4); 7.181(1.5); 7.166(2.9); 7.158(1.8); 7.140(7.0); 7.115(5.3); 7.087(1.5); 7.053(1.3); 7.019(5.3); 6.993(4.0); 6.981(7.7); 6.956(5.4); 6.904(2.4); 6.873(0.9); 6.721(1.2); 5.581(6.0); 5.208(1.5); 5.154(2.5); 5.039(0.9); 4.995(2.5); 4.935(1.7); 4.916(1.0); 4.901(0.8); 4.882(0.7); 4.801(0.4); 4.747(0.4); 3.837(16.0); 3.813(6.5); 2.931(2.0); 2.568(1.6); 2.543(1.2); 2.516(2.0); 2.511(2.0); 2.194(6.8); 2.185(7.3); 2.105(2.4); 2.049(1.8); 1.867(0.5); 1.840(1.2); 1.823(2.8); 1.805(3.3); 1.769(2.9); 1.752(3.9); 1.740(4.7); 1.718(8.6); 1.701(8.6); 1.654(7.0); 1.651(6.6); 1.491(0.4); 1.418(17.3); 1.342(2.9);

1.306(2.3); 1.266(12.1); 1.041(1.9); 1.023(3.5); 1.007(2.9); 0.985(1.4); 0.903(4.5); 0.881(12.2); 0.858(5.7); 0.835(2.2); 0.819(3.1); 0.802(4.1); 0.783(4.6); 0.774(4.1); 0.751(1.8); 0.729(3.7); 0.711(6.6); 0.696(9.0); 0.675(15.5); 0.000(6.2)
Example I.015: ¹ H-NMR(300.2MHz,CDCl ₃): 7.300(16.7); 7.221(1.3); 7.196(3.2); 7.183(0.9); 7.171(2.6); 7.158(0.7); 7.125(0.7); 7.087(2.5); 7.067(5.2); 7.042(3.0); 6.942(1.1); 6.761(0.6); 5.253(0.7); 5.220(3.5); 5.215(4.6); 5.213(4.6); 5.208(4.0); 5.037(1.1); 4.985(0.8); 4.922(3.9); 4.918(3.9); 4.887(0.4); 3.881(7.3); 2.974(0.9); 2.190(16.0); 2.145(0.4); 2.046(0.4); 1.983(0.6); 1.977(0.6); 1.961(0.6); 1.955(0.6); 1.800(0.9); 1.794(0.9); 1.776(0.9); 1.770(0.9); 1.641(0.5); 1.473(8.4); 1.425(1.1); 1.369(1.2); 1.291(9.3); 1.132(1.0); 1.114(1.7); 1.099(1.3); 1.075(0.6); 0.926(0.5); 0.918(0.6); 0.877(1.7); 0.861(2.2); 0.841(2.1); 0.806(1.0); 0.785(1.8); 0.767(3.0); 0.753(3.5); 0.735(4.3); 0.717(6.4); 0.049(0.6); 0.038(18.7); 0.027(0.8)
Example I.016: ¹ H-NMR(300.2MHz,CDCl ₃): 7.263(11.2); 7.068(0.3); 6.887(0.7); 6.701(0.5); 6.688(2.0); 6.661(4.5); 6.623(3.3); 6.596(1.4); 5.964(16.0); 4.918(1.8); 3.827(5.4); 2.869(0.5); 2.070(0.3); 1.583(14.2); 1.338(6.4); 1.257(0.5); 0.882(1.0); 0.859(1.9); 0.780(3.4); 0.650(3.4); 0.000(6.6)
Example I.017: ¹ H-NMR(300.2MHz,CDCl ₃): 7.262(13.3); 6.789(0.4); 6.714(0.7); 6.689(1.6); 6.662(0.4); 5.962(3.3); 4.957(0.5); 3.920(1.9); 1.560(16.0); 1.357(1.9); 1.260(0.5); 0.882(1.0); 0.790(0.9); 0.600(0.7); 0.569(0.6); 0.000(8.2); -0.011(0.4)
Example I.018: ¹ H-NMR(300.2MHz,CDCl ₃): 7.337(6.1); 7.329(6.5); 7.263(19.6); 7.187(2.5); 7.180(2.2); 7.160(3.7); 7.152(3.4); 7.057(5.8); 7.030(3.3); 6.873(2.2); 6.690(1.1); 4.974(4.9); 3.835(13.0); 2.859(1.1); 1.576(19.9); 1.335(16.0); 1.284(0.4); 1.260(0.6); 0.882(0.8); 0.842(5.3); 0.802(5.5); 0.792(8.3); 0.769(1.8); 0.637(6.0); 0.011(0.5); 0.000(12.1)
Example I.019: ¹ H-NMR(300.2MHz,CDCl ₃): 7.328(6.1); 7.267(7.6); 7.206(0.7); 7.172(16.4); 7.145(0.8); 6.969(1.4); 6.787(2.9); 6.604(1.5); 5.014(4.9); 4.736(0.4); 3.925(15.8); 3.829(0.7); 2.909(1.3); 2.896(1.8); 2.883(1.4); 1.664(1.2); 1.390(0.6); 1.349(16.0); 1.307(1.4); 1.266(5.6); 1.235(1.0); 0.903(2.2); 0.881(8.1); 0.858(8.7); 0.801(7.7); 0.779(2.8); 0.672(0.4); 0.566(8.7); 0.544(4.5); 0.000(4.9)
Example I.020: ¹ H-NMR(300.2MHz,CDCl ₃): 7.261(6.8); 7.256(6.0); 7.085(9.5); 7.023(3.9); 6.996(5.6); 6.877(5.8); 6.851(3.8); 6.711(0.9); 5.298(0.9); 5.292(0.8); 4.984(5.8); 3.825(13.2); 2.854(1.7); 1.895(0.6); 1.878(1.4); 1.867(1.7); 1.862(1.9); 1.851(3.0); 1.834(2.2); 1.823(1.9); 1.806(0.9); 1.611(4.2); 1.323(16.0); 1.255(0.8); 0.970(1.7); 0.965(1.6); 0.955(5.0); 0.949(7.6); 0.943(6.1); 0.935(3.8); 0.927(6.3); 0.921(7.6); 0.906(2.7); 0.901(2.2); 0.879(0.8); 0.822(6.5); 0.745(12.0); 0.698(3.2); 0.693(3.3); 0.678(10.7); 0.668(9.3); 0.661(13.2); 0.655(11.3); 0.645(12.3); 0.640(12.4); 0.000(4.9); -0.006(4.1)
Example I.021: ¹ H-NMR(300.2MHz,d ₆ -DMSO): 7.076(0.4); 7.059(0.3); 7.000(0.6); 4.861(0.6); 3.813(1.0); 3.322(16.0); 2.513(2.9); 2.507(6.3); 2.501(8.8); 2.495(6.4); 2.489(3.1); 1.299(1.3); 0.806(0.7); 0.793(0.8); 0.000(10.4); -0.011(0.4)
Example I.022: ¹ H-NMR(300.2MHz,d ₆ -DMSO): 7.160(0.4); 7.139(0.4); 7.125(0.4); 7.093(0.7); 7.064(0.7); 4.879(0.5); 3.914(1.8); 3.323(16.0); 2.514(2.4); 2.508(5.3); 2.501(7.3); 2.495(5.4); 2.489(2.6); 1.314(1.8); 0.812(1.3); 0.566(0.5); 0.545(0.5); 0.485(0.6); 0.000(9.3); -0.011(0.4)
Example I.023: ¹ H-NMR(300.2MHz,d ₆ -DMSO): 7.310(0.4); 7.167(0.5); 7.158(0.6); 7.130(1.4); 7.059(0.6); 7.051(0.4); 7.031(0.5); 7.022(0.9); 7.001(0.6); 6.993(0.3); 6.950(0.5); 3.823(3.0); 3.678(0.4); 3.322(16.0); 2.513(5.8); 2.507(12.8); 2.501(17.9); 2.495(13.0); 2.489(6.3); 1.989(0.7); 1.320(4.5); 1.247(0.9); 1.174(0.4); 1.142(0.5); 0.858(1.0); 0.835(1.9); 0.814(1.6); 0.737(0.6); 0.712(0.8); 0.675(0.5); 0.011(0.6); 0.000(25.6); -0.011(1.2)
Example I.024: ¹ H-NMR(300.2MHz,d ₆ -DMSO): 7.274(0.6); 7.163(0.6); 7.155(0.7); 7.130(0.6); 7.122(0.7); 7.107(0.9); 7.093(1.2); 7.085(1.1); 7.075(0.6); 7.056(0.7); 7.048(0.6); 6.915(0.7); 5.645(0.4); 5.593(0.6); 5.367(0.7); 5.314(0.5); 3.910(4.5); 3.776(0.8); 3.322(16.0); 3.086(0.5); 2.513(4.5); 2.507(10.0); 2.501(14.1); 2.495(10.3); 2.489(4.9); 1.989(0.5); 1.325(5.6); 1.247(2.2); 1.174(0.3); 1.101(0.9); 0.880(0.7); 0.858(2.5); 0.835(2.3); 0.827(1.9); 0.820(1.7); 0.689(0.5); 0.677(0.5); 0.667(0.7); 0.642(1.0); 0.620(1.1); 0.612(0.8); 0.011(0.6); 0.000(20.1); -0.008(0.7); -0.011(0.9)
Example I.025: ¹ H-NMR(300.2MHz,CDCl ₃): 7.261(7.5); 7.200(4.6); 7.127(0.5); 7.052(4.1); 6.907(1.0); 6.721(0.5); 5.007(2.9); 3.937(0.4); 3.839(5.6); 2.890(2.0); 2.868(1.9); 2.845(1.3); 2.823(0.7); 2.625(0.4); 2.601(0.4); 1.633(0.5); 1.595(0.6); 1.525(0.3); 1.340(8.0); 1.302(2.0); 1.246(15.5); 1.223(16.0); 0.967(0.3); 0.944(0.5); 0.918(0.5); 0.897(0.6); 0.838(4.1); 0.755(6.3); 0.656(7.1); 0.000(4.9)
Example I.026: ¹ H-NMR(300.2MHz,CDCl ₃): 7.261(17.1); 7.168(3.5); 7.079(0.4); 7.018(7.8); 6.910(0.4); 6.897(0.7); 6.715(0.3); 4.997(1.9); 3.829(4.8); 2.865(0.6); 2.309(16.0); 1.564(10.6); 1.328(6.2); 1.265(0.7); 1.258(0.7); 0.882(0.7); 0.828(2.2); 0.763(2.3); 0.752(4.6); 0.730(1.4); 0.651(3.7); 0.011(0.4); 0.000(15.1); -0.011(0.7); -0.016(0.4)

<p>Example I.027: ¹H-NMR(499.9MHz,CDCl₃): 7.186(5.9); 7.083(3.1); 7.076(2.6); 7.059(2.2); 6.955(2.0); 6.940(1.5); 6.828(0.5); 6.718(1.0); 6.608(0.6); 5.219(5.9); 4.959(1.5); 4.681(0.3); 3.843(5.9); 3.737(0.5); 2.822(1.0); 2.233(16.0); 1.521(7.4); 1.272(5.9); 1.195(0.4); 1.164(0.4); 1.142(0.5); 0.811(0.5); 0.775(3.2); 0.723(0.6); 0.684(3.7); 0.635(0.8); 0.525(2.4); 0.462(1.9); 0.453(1.9); 0.000(4.9); -0.072(4.4); -0.078(0.4)</p>
<p>Example I.028: ¹H-NMR(300.2MHz,d₆-DMSO): 7.000(0.8); 6.972(0.4); 6.854(0.4); 6.845(0.5); 4.827(0.5); 3.812(0.9); 3.730(3.3); 3.324(16.0); 2.514(0.8); 2.508(1.7); 2.501(2.4); 2.495(1.8); 2.489(0.9); 1.286(1.1); 1.247(0.3); 0.778(0.6); 0.759(0.6); 0.000(1.9)</p>
<p>Example I.029: ¹H-NMR(300.2MHz,d₆-DMSO): 3.913(0.7); 3.732(1.8); 3.322(16.0); 2.513(1.3); 2.507(2.8); 2.501(3.9); 2.495(2.9); 2.489(1.4); 1.301(0.7); 1.247(0.4); 0.858(0.4); 0.779(0.5); 0.000(4.5)</p>
<p>Example I.030: ¹H-NMR(300.2MHz,d₆-DMSO): 7.313(0.8); 7.133(1.8); 6.953(1.0); 6.938(1.2); 6.910(1.6); 6.879(1.7); 6.870(2.0); 6.830(0.5); 6.793(1.2); 6.784(1.0); 6.765(0.8); 6.756(0.7); 4.935(0.4); 3.821(5.3); 3.735(12.9); 3.723(2.0); 3.689(0.9); 3.322(16.0); 3.048(0.5); 2.513(5.3); 2.507(11.5); 2.501(15.9); 2.495(11.5); 2.489(5.4); 1.989(0.6); 1.307(7.9); 1.247(1.8); 1.174(0.4); 1.143(1.0); 0.880(0.6); 0.858(1.9); 0.835(0.9); 0.804(2.7); 0.784(2.8); 0.718(1.2); 0.694(1.5); 0.011(0.7); 0.000(22.9); -0.011(0.9)</p>
<p>Example I.031: ¹H-NMR(300.2MHz,d₆-DMSO): 7.270(0.7); 7.089(1.0); 7.042(0.9); 7.013(1.1); 6.911(0.7); 6.874(1.3); 6.865(1.5); 6.814(0.6); 6.800(0.9); 6.791(0.7); 6.772(0.7); 6.762(0.6); 5.629(0.6); 5.578(0.8); 5.335(0.8); 5.283(0.6); 3.908(4.9); 3.786(1.0); 3.736(9.9); 3.717(2.0); 3.322(16.0); 3.081(0.3); 3.071(0.4); 3.057(0.5); 2.513(3.9); 2.507(8.6); 2.501(12.0); 2.495(8.7); 2.489(4.2); 1.989(0.5); 1.311(6.0); 1.282(0.4); 1.247(2.1); 1.174(0.3); 1.111(1.1); 0.880(0.7); 0.858(2.3); 0.835(1.0); 0.797(2.0); 0.693(0.4); 0.680(0.4); 0.670(0.6); 0.652(0.4); 0.646(0.6); 0.622(1.3); 0.613(1.0); 0.599(1.4); 0.568(0.3); 0.011(0.5); 0.000(16.2); -0.011(0.6)</p>
<p>Example I.032: ¹H-NMR(300.2MHz,CDCl₃): 7.358(3.0); 7.331(6.0); 7.306(4.4); 7.261(9.0); 7.120(2.4); 7.095(3.8); 7.078(4.1); 7.048(7.4); 7.038(5.4); 7.011(6.3); 6.985(5.1); 6.949(0.4); 6.926(0.3); 6.883(1.9); 6.831(2.9); 6.822(2.6); 6.803(2.5); 6.794(2.2); 6.701(1.0); 4.996(4.2); 3.826(12.9); 3.729(0.4); 2.892(1.2); 2.045(0.4); 1.605(16.0); 1.337(13.7); 1.266(6.0); 1.239(1.8); 0.903(1.8); 0.882(4.7); 0.858(2.5); 0.825(4.8); 0.763(4.4); 0.752(7.4); 0.731(2.2); 0.649(7.6); 0.000(5.1)</p>
<p>Example I.033: ¹H-NMR(300.2MHz,CDCl₃): 7.595(14.4); 7.588(10.3); 7.572(10.7); 7.457(6.3); 7.452(5.6); 7.445(4.6); 7.433(12.2); 7.427(8.2); 7.418(5.8); 7.407(7.3); 7.369(1.5); 7.358(4.7); 7.333(5.8); 7.309(1.8); 7.260(27.9); 7.244(0.8); 7.204(5.4); 7.178(4.5); 7.093(1.0); 7.057(0.4); 6.909(2.0); 6.873(0.3); 6.729(1.0); 5.298(0.8); 5.074(5.2); 4.976(0.4); 4.133(0.4); 4.109(0.4); 3.843(12.7); 3.755(1.1); 2.929(1.4); 2.172(0.3); 2.046(1.7); 1.582(31.3); 1.389(16.0); 1.333(1.6); 1.296(3.3); 1.283(2.3); 1.266(6.5); 1.260(6.3); 1.236(1.2); 0.903(7.9); 0.882(8.2); 0.858(3.4); 0.845(1.8); 0.824(5.0); 0.813(10.7); 0.792(3.3); 0.690(9.5); 0.602(0.9); 0.585(0.5); 0.473(0.5); 0.459(0.7); 0.439(0.4); 0.011(0.6); 0.000(16.3); -0.012(0.7)</p>
<p>Example I.034: ¹H-NMR(300.2MHz,CDCl₃): 7.475(1.2); 7.469(1.3); 7.336(0.6); 7.331(0.6); 7.310(0.7); 7.304(0.7); 7.261(4.3); 7.094(1.1); 7.067(0.9); 6.907(1.0); 6.902(1.4); 6.895(0.9); 6.625(0.7); 6.618(1.2); 6.609(0.7); 6.425(0.9); 6.419(1.2); 6.410(0.7); 5.021(0.8); 3.833(2.0); 3.685(7.4); 3.659(0.3); 1.937(1.0); 1.591(1.9); 1.356(2.5); 1.267(0.6); 1.263(0.6); 1.258(0.7); 1.240(16.0); 0.882(1.1); 0.872(1.1); 0.780(0.8); 0.769(1.7); 0.656(1.6); 0.000(2.7)</p>
<p>Example I.035: ¹H-NMR(300.2MHz,CDCl₃): 7.329(3.6); 7.273(0.7); 7.258(6.2); 7.244(4.4); 7.236(4.8); 7.226(4.4); 7.187(0.7); 7.179(0.6); 7.159(5.3); 7.131(0.4); 7.098(0.3); 7.059(0.8); 7.031(0.5); 6.915(0.6); 6.876(0.3); 5.084(1.7); 4.976(0.7); 3.840(4.8); 2.966(0.4); 2.281(16.0); 2.044(0.4); 1.654(1.2); 1.376(4.9); 1.334(2.5); 1.307(0.7); 1.266(3.2); 1.234(0.4); 0.903(1.4); 0.881(4.9); 0.872(2.4); 0.858(2.6); 0.842(1.4); 0.793(2.7); 0.782(3.7); 0.761(1.2); 0.701(2.9); 0.688(3.0); 0.639(1.0); 0.000(1.9)</p>
<p>Example I.036: ¹H-NMR(300.2MHz,CDCl₃): 7.516(7.4); 7.510(8.0); 7.409(2.0); 7.402(2.3); 7.384(2.5); 7.377(5.7); 7.370(5.1); 7.363(3.1); 7.350(4.7); 7.344(5.2); 7.338(3.6); 7.316(1.4); 7.313(1.3); 7.309(1.2); 7.306(1.1); 7.302(1.6); 7.298(1.5); 7.294(1.4); 7.287(2.5); 7.284(2.6); 7.280(2.5); 7.277(2.6); 7.273(2.5); 7.269(2.6); 7.262(13.6); 7.254(1.0); 7.248(3.4); 7.222(3.8); 7.215(3.6); 7.197(5.5); 7.189(4.5); 7.171(3.8); 7.160(2.2); 7.099(0.4); 7.081(1.2); 7.065(0.6); 6.899(2.1); 6.716(1.1); 5.297(2.4); 5.064(5.0); 3.845(12.3); 3.784(0.5); 2.936(1.2); 2.045(0.9); 1.623(7.5); 1.386(16.0); 1.334(1.4); 1.306(1.5); 1.266(8.5); 1.259(7.5); 1.235(1.1); 0.896(7.3); 0.881(14.5); 0.858(4.7); 0.838(5.7); 0.827(9.8); 0.805(2.7); 0.769(0.8); 0.685(7.9); 0.672(8.6); 0.000(7.2)</p>
<p>Example I.037: ¹H-NMR(300.2MHz,CDCl₃): 7.397(7.2); 7.390(7.5); 7.266(8.3); 7.250(3.2); 7.244(2.9); 7.223(4.3); 7.217(4.1); 7.106(5.2); 7.079(4.5); 7.029(0.4); 6.897(1.7); 6.715(0.9); 6.137(2.8); 6.132(4.0); 6.127(5.5); 6.123(4.0); 6.118(2.9); 5.025(4.6); 4.858(0.5); 4.840(0.4); 4.337(3.8); 4.328(10.2); 4.319(10.3); 4.310(4.2); 3.948(7.3); 3.930(16.0); 3.912(7.9); 3.836(11.3); 2.892(1.3); 2.540(2.6); 2.531(3.9); 2.522(5.3); 2.517(5.3); 2.508(4.0); 2.499(2.7); 2.045(0.7); 1.705(2.8); 1.351(14.5); 1.283(1.1); 1.266(2.7); 1.259(2.6); 1.233(2.7); 0.903(1.2); 0.881(4.1); 0.857(5.5); 0.795(5.7); 0.785(9.9); 0.763(2.7); 0.658(7.9); 0.645(7.9); 0.000(5.5)</p>

<p>Example 1.038: ¹H-NMR(300.2MHz,CDCl₃): 7.574(7.9); 7.567(8.5); 7.432(3.6); 7.425(4.1); 7.406(5.2); 7.399(7.6); 7.380(4.2); 7.373(7.6); 7.370(6.9); 7.362(7.4); 7.359(6.6); 7.350(1.5); 7.345(1.6); 7.339(0.9); 7.329(0.6); 7.302(2.5); 7.294(3.0); 7.293(2.9); 7.290(2.5); 7.267(2.7); 7.260(11.5); 7.210(5.0); 7.183(4.1); 7.159(0.4); 7.152(0.4); 7.088(1.1); 7.055(1.8); 7.047(2.1); 7.041(1.8); 7.031(1.9); 7.026(2.4); 7.025(2.3); 7.022(2.2); 7.016(2.7); 7.007(2.3); 6.996(2.0); 6.987(1.3); 6.981(0.4); 6.906(2.0); 6.723(1.0); 5.293(3.2); 5.073(5.1); 4.975(0.4); 3.842(12.5); 3.771(0.3); 2.934(1.3); 1.648(1.7); 1.644(2.2); 1.389(16.0); 1.334(1.9); 1.306(1.5); 1.266(8.3); 0.903(8.3); 0.881(12.9); 0.858(4.4); 0.836(5.3); 0.824(10.1); 0.803(2.9); 0.768(0.7); 0.747(0.7); 0.688(8.5); 0.674(8.8); 0.000(5.6)</p>
<p>Example 1.039: ¹H-NMR(300.2MHz,CDCl₃): 7.725(4.9); 7.474(6.9); 7.469(8.8); 7.342(2.2); 7.337(2.9); 7.329(1.4); 7.316(2.7); 7.310(2.5); 7.262(8.8); 7.187(0.5); 7.180(0.4); 7.159(0.7); 7.144(3.2); 7.117(2.5); 7.086(0.6); 7.058(1.1); 7.030(0.6); 6.903(1.1); 6.874(0.5); 6.721(0.6); 6.702(4.2); 6.699(4.5); 6.696(4.5); 6.693(4.0); 5.298(0.8); 5.038(2.8); 4.975(0.9); 3.837(8.8); 2.895(0.9); 2.046(0.6); 1.620(1.8); 1.370(9.0); 1.334(3.5); 1.306(1.0); 1.282(1.4); 1.266(4.4); 1.237(16.0); 0.903(2.3); 0.882(7.4); 0.859(3.8); 0.814(3.3); 0.802(6.7); 0.739(0.4); 0.665(5.4); 0.653(5.4); 0.000(5.7)</p>
<p>Example 1.040: ¹H-NMR(300.2MHz,CDCl₃): 7.588(4.8); 7.583(5.1); 7.447(4.7); 7.440(6.3); 7.433(4.0); 7.423(3.1); 7.386(11.9); 7.379(8.8); 7.361(0.5); 7.277(0.6); 7.261(19.5); 7.242(0.4); 7.165(3.5); 7.138(2.8); 7.088(0.7); 6.907(1.4); 6.725(0.6); 5.049(3.6); 3.841(8.9); 2.905(1.0); 2.024(0.5); 2.008(16.0); 1.990(0.3); 1.565(12.4); 1.378(10.8); 1.317(0.3); 1.254(0.6); 0.890(4.0); 0.808(6.9); 0.672(6.5); 0.005(3.2); 0.000(14.5)</p>
<p>Example 1.041: ¹H-NMR(300.2MHz,CDCl₃): 7.607(0.4); 7.570(0.9); 7.560(7.2); 7.553(3.3); 7.539(12.4); 7.531(14.8); 7.520(3.8); 7.512(8.2); 7.502(1.1); 7.397(3.6); 7.391(3.4); 7.371(4.6); 7.364(4.3); 7.337(0.8); 7.330(0.9); 7.279(0.4); 7.278(0.4); 7.276(0.4); 7.275(0.5); 7.273(0.6); 7.261(56.2); 7.252(1.2); 7.251(1.0); 7.249(0.9); 7.248(0.8); 7.246(0.7); 7.243(0.5); 7.242(0.5); 7.236(0.4); 7.234(0.5); 7.192(5.3); 7.166(4.3); 7.155(1.7); 7.145(9.0); 7.138(2.8); 7.123(3.5); 7.116(15.5); 7.109(3.3); 7.094(3.4); 7.087(8.5); 7.077(1.3); 7.058(0.8); 7.029(0.5); 6.910(2.0); 6.725(1.0); 5.068(5.2); 4.974(0.6); 3.845(12.8); 2.935(1.4); 1.577(3.8); 1.572(10.8); 1.566(13.3); 1.386(16.0); 1.334(3.1); 1.307(1.6); 1.291(2.2); 1.266(8.7); 0.903(7.9); 0.882(13.5); 0.859(4.7); 0.828(5.5); 0.817(10.8); 0.795(3.6); 0.764(0.9); 0.687(9.3); 0.674(8.9); 0.011(1.2); 0.000(35.8); -0.011(1.3)</p>
<p>Example 1.042: ¹H-NMR(300.2MHz,CDCl₃): 7.337(2.0); 7.330(2.1); 7.305(4.9); 7.263(9.9); 7.224(1.3); 7.213(0.8); 7.204(1.7); 7.193(2.1); 7.179(1.5); 7.174(1.9); 7.151(9.5); 7.091(0.7); 7.058(1.8); 7.031(1.0); 6.961(4.1); 6.952(1.9); 6.939(2.1); 6.932(2.9); 6.929(3.1); 6.920(2.4); 6.911(2.8); 6.902(1.4); 6.876(0.8); 6.726(0.5); 6.694(0.4); 5.079(2.9); 4.975(1.4); 3.844(8.1); 2.962(0.7); 2.871(0.4); 2.227(16.0); 1.624(3.3); 1.376(8.3); 1.335(5.3); 1.307(0.9); 1.266(3.7); 0.903(1.7); 0.881(6.2); 0.871(3.7); 0.858(3.9); 0.849(2.9); 0.804(4.0); 0.793(7.8); 0.772(2.2); 0.684(5.1); 0.640(2.2); 0.000(5.9)</p>
<p>Example 1.043: ¹H-NMR(300.2MHz,CDCl₃): 7.467(4.5); 7.460(4.9); 7.337(0.8); 7.325(2.2); 7.318(2.0); 7.298(2.7); 7.292(2.6); 7.263(4.2); 7.187(0.3); 7.179(0.4); 7.159(0.6); 7.152(0.5); 7.099(3.2); 7.072(2.7); 7.059(1.0); 7.040(0.3); 7.031(0.5); 6.902(1.0); 6.876(0.4); 6.719(0.5); 5.365(4.6); 5.363(4.6); 5.066(3.6); 5.061(5.1); 5.056(3.8); 5.030(2.9); 4.976(0.8); 3.833(8.1); 2.891(0.9); 2.144(16.0); 2.142(16.0); 1.702(1.2); 1.401(0.3); 1.392(0.4); 1.354(8.8); 1.336(3.2); 1.290(0.5); 1.272(1.8); 1.262(1.5); 0.903(0.7); 0.881(2.5); 0.858(3.7); 0.794(3.9); 0.783(6.4); 0.762(1.9); 0.734(0.5); 0.726(0.5); 0.660(5.5); 0.647(5.5); 0.000(2.0)</p>
<p>Example 1.044: ¹H-NMR(300.2MHz,CDCl₃): 8.842(6.8); 8.836(7.1); 8.590(4.9); 8.584(5.0); 8.574(5.3); 8.568(4.9); 7.891(3.0); 7.885(4.1); 7.877(3.1); 7.864(3.5); 7.858(4.5); 7.851(3.3); 7.586(9.2); 7.580(9.5); 7.448(4.0); 7.441(3.7); 7.431(1.3); 7.421(5.1); 7.414(4.8); 7.379(4.1); 7.377(3.7); 7.363(4.1); 7.361(3.8); 7.353(3.9); 7.351(3.5); 7.337(3.6); 7.335(3.3); 7.273(7.4); 7.244(5.7); 7.217(4.5); 7.086(1.3); 7.028(0.3); 6.904(2.6); 6.722(1.3); 5.296(0.8); 5.085(6.3); 4.926(0.5); 4.907(0.4); 3.848(15.4); 2.950(1.5); 2.044(0.9); 1.983(1.7); 1.400(20.0); 1.329(1.1); 1.305(2.4); 1.266(13.5); 1.241(2.8); 1.201(0.4); 1.187(0.4); 0.903(9.4); 0.881(16.0); 0.857(8.2); 0.851(7.4); 0.840(12.1); 0.818(3.1); 0.695(9.7); 0.682(10.6); 0.000(3.6)</p>
<p>Example 1.045: ¹H-NMR(300.2MHz,CDCl₃): 8.656(7.6); 8.638(7.6); 7.642(6.8); 7.515(8.8); 7.497(9.9); 7.479(4.5); 7.447(1.0); 7.421(0.4); 7.275(3.7); 7.247(3.9); 7.220(3.3); 7.197(0.6); 7.082(1.1); 7.018(0.8); 6.899(2.2); 6.838(0.4); 6.717(1.1); 5.297(0.5); 5.083(5.4); 4.926(1.1); 4.907(1.1); 4.155(0.6); 4.131(1.9); 4.108(1.9); 4.084(0.7); 3.850(12.4); 3.825(4.2); 2.948(1.3); 2.044(8.0); 2.029(1.1); 2.019(1.1); 1.447(0.5); 1.398(16.0); 1.316(0.4); 1.301(0.4); 1.282(2.3); 1.258(4.8); 1.234(2.2); 0.909(5.8); 0.848(10.0); 0.827(2.3); 0.678(8.7); 0.000(2.2)</p>
<p>Example 1.046: ¹H-NMR(300.2MHz,CDCl₃): 8.925(3.6); 8.920(5.2); 8.912(5.8); 8.906(5.7); 8.230(4.6); 8.202(4.9); 8.188(4.5); 8.181(3.6); 8.155(6.1); 8.002(15.8); 7.995(12.6); 7.977(4.6); 7.971(4.3); 7.727(6.3); 7.721(9.4); 7.582(4.0); 7.561(3.8); 7.555(4.9); 7.453(3.9); 7.439(4.3); 7.426(4.3); 7.412(4.1); 7.265(15.5); 7.258(8.7); 7.239(4.4); 7.097(1.3); 6.915(2.6); 6.731(1.5); 5.298(0.6); 5.102(6.9); 4.156(1.1); 4.133(3.5); 4.109(3.6); 4.085(1.4); 3.849(16.0); 3.738(0.6); 2.956(2.0); 2.045(15.2); 2.038(7.0); 1.738(2.6); 1.422(18.2); 1.322(0.8); 1.282(4.4); 1.276(2.3); 1.259(8.9); 1.252(4.7); 1.235(4.5); 1.228(2.2); 1.126(0.5); 0.942(7.3); 0.881(2.0); 0.850(11.4); 0.697(12.5); 0.572(0.4); 0.000(6.7); -0.007(3.1); -0.011(2.8)</p>
<p>Example 1.047: ¹H-NMR(300.2MHz,CDCl₃):</p>

<p>7.267(12.4); 7.242(0.7); 7.233(0.7); 7.226(0.7); 7.208(3.0); 7.181(1.0); 7.176(1.0); 7.130(0.7); 7.101(1.0); 7.091(0.9); 7.072(1.3); 7.055(4.5); 7.031(1.9); 7.001(0.5); 6.890(0.9); 6.857(0.5); 6.707(0.5); 5.005(3.0); 4.843(0.6); 4.825(0.7); 4.416(0.4); 4.409(0.4); 4.385(0.4); 4.378(0.4); 4.160(0.4); 4.122(0.5); 4.096(1.4); 4.085(1.2); 4.061(1.4); 4.052(1.3); 3.910(0.3); 3.838(8.0); 3.816(4.2); 3.704(0.5); 3.685(0.5); 3.645(0.5); 3.631(0.4); 3.610(3.2); 3.599(0.7); 3.582(0.5); 3.563(1.2); 3.551(1.2); 3.527(4.8); 3.515(2.1); 3.486(1.0); 3.477(1.2); 3.415(2.0); 2.957(0.8); 2.917(1.2); 2.907(1.1); 2.893(1.2); 2.829(0.3); 2.773(0.4); 2.756(0.5); 2.740(0.6); 2.720(0.8); 2.704(0.7); 2.684(0.6); 2.667(0.6); 2.652(0.6); 2.632(0.7); 2.627(0.6); 2.608(0.6); 2.131(0.4); 2.084(0.3); 2.066(0.3); 2.045(0.4); 2.008(3.3); 1.952(0.3); 1.930(0.4); 1.907(0.5); 1.886(0.6); 1.877(0.6); 1.864(0.6); 1.855(0.5); 1.833(1.0); 1.818(0.9); 1.794(1.6); 1.780(2.1); 1.760(2.4); 1.747(1.8); 1.733(0.9); 1.722(0.8); 1.706(0.6); 1.691(0.5); 1.674(0.4); 1.643(0.4); 1.632(0.5); 1.601(0.6); 1.590(0.4); 1.336(8.0); 1.292(1.1); 1.272(0.7); 1.255(0.8); 1.231(16.0); 1.204(0.8); 1.195(0.7); 0.829(3.6); 0.777(4.2); 0.766(5.2); 0.654(5.8); 0.000(7.0); -0.011(0.3)</p>
<p>Example I.048: ¹H-NMR(300.2MHz,d₆-DMSO): 7.210(0.5); 7.202(0.5); 7.185(0.5); 7.177(0.6); 7.169(0.5); 7.162(0.6); 7.145(1.5); 7.137(0.5); 6.966(2.3); 6.945(0.8); 6.926(0.8); 6.786(1.1); 4.685(3.3); 3.793(6.2); 3.322(16.0); 2.635(0.4); 2.514(2.9); 2.508(6.3); 2.502(8.7); 2.496(6.3); 2.490(3.0); 1.344(10.6); 1.291(0.4); 1.247(1.1); 0.880(0.3); 0.858(1.1); 0.845(0.6); 0.819(2.7); 0.784(2.5); 0.780(2.2); 0.775(3.1); 0.769(2.3); 0.750(0.7); 0.692(0.3); 0.668(1.3); 0.651(1.2); 0.644(1.2); 0.630(0.7); 0.585(0.7); 0.574(1.5); 0.563(1.3); 0.000(8.8); -0.011(0.4)</p>
<p>Example I.049: ¹H-NMR(300.2MHz,d₆-DMSO): 7.186(0.4); 7.006(0.7); 3.916(0.4); 3.884(2.2); 3.322(16.0); 2.513(2.9); 2.507(6.3); 2.501(8.9); 2.495(6.5); 2.489(3.1); 1.343(3.4); 1.305(0.4); 0.815(1.0); 0.809(0.9); 0.777(0.8); 0.774(0.7); 0.768(1.0); 0.762(0.8); 0.557(0.7); 0.000(12.2); -0.011(0.6)</p>
<p>Example I.050: ¹H-NMR(300.2MHz,d₆-DMSO): 7.235(0.4); 7.222(0.8); 7.210(0.4); 7.202(0.4); 7.194(0.4); 7.178(0.4); 7.170(0.4); 7.112(0.3); 7.043(1.5); 7.027(0.5); 7.002(0.4); 6.863(0.8); 5.472(0.5); 5.457(0.7); 5.422(0.8); 5.276(0.8); 5.226(0.5); 4.767(0.4); 3.912(1.6); 3.886(4.9); 3.831(1.2); 3.322(16.0); 2.868(0.5); 2.854(0.3); 2.514(4.6); 2.508(10.0); 2.501(14.0); 2.495(10.2); 2.489(4.9); 1.339(7.3); 1.316(2.0); 1.247(2.6); 0.880(1.0); 0.858(3.1); 0.836(1.6); 0.811(2.4); 0.793(0.7); 0.781(2.0); 0.773(2.2); 0.754(0.7); 0.739(0.6); 0.710(0.6); 0.680(0.7); 0.674(0.8); 0.656(0.9); 0.637(1.1); 0.621(0.6); 0.612(0.9); 0.011(0.6); 0.000(21.7); -0.009(0.7); -0.011(0.9)</p>
<p>Example I.051: ¹H-NMR(300.2MHz,CDCl₃): 7.260(6.2); 7.067(1.1); 7.011(2.9); 6.973(2.9); 6.885(2.2); 6.703(1.1); 4.696(3.8); 3.808(9.9); 3.606(0.4); 2.563(0.8); 2.399(0.4); 2.336(0.6); 2.283(13.5); 2.249(0.5); 2.209(0.6); 2.189(0.4); 2.151(10.6); 2.082(0.5); 2.019(0.5); 1.373(16.0); 1.348(0.8); 1.289(0.5); 1.277(0.5); 1.265(0.7); 0.826(1.1); 0.804(4.2); 0.792(2.0); 0.766(0.4); 0.752(0.7); 0.743(0.7); 0.727(0.5); 0.703(2.7); 0.691(5.3); 0.686(4.2); 0.669(2.7); 0.652(3.8); 0.644(3.9); 0.000(4.0)</p>
<p>Example I.052: ¹H-NMR(300.2MHz,CDCl₃): 7.260(8.2); 7.039(1.4); 7.015(2.9); 6.951(0.6); 6.768(1.0); 6.586(0.5); 3.922(0.7); 3.892(6.3); 2.633(0.6); 2.335(0.6); 2.282(9.6); 2.201(3.3); 2.082(0.5); 2.019(0.5); 1.370(16.0); 1.347(0.8); 1.276(0.5); 1.265(0.7); 1.219(0.4); 0.826(1.1); 0.806(4.1); 0.793(1.9); 0.768(0.4); 0.742(0.9); 0.693(2.8); 0.680(5.1); 0.674(4.2); 0.659(2.2); 0.634(1.6); 0.551(1.0); 0.000(5.0)</p>
<p>Example I.053: ¹H-NMR(400.1MHz,d₆-DMSO): 7.141(1.1); 7.006(2.5); 6.868(5.3); 6.602(3.4); 4.839(2.9); 3.819(5.7); 3.756(16.0); 3.677(15.2); 3.316(27.0); 2.836(0.4); 2.530(0.6); 2.516(10.6); 2.512(21.3); 2.508(28.5); 2.503(20.2); 2.499(9.5); 1.995(0.6); 1.285(6.8); 1.182(0.3); 0.801(0.6); 0.785(2.5); 0.749(2.0); 0.742(2.9); 0.726(0.8); 0.670(1.5); 0.656(1.5); 0.531(1.7)</p>
<p>Example I.054: ¹H-NMR(400.1MHz,d₆-DMSO): 7.194(0.8); 7.059(1.5); 6.924(0.8); 6.858(4.1); 6.647(2.7); 4.858(1.3); 4.039(0.4); 4.021(0.4); 3.911(7.0); 3.859(0.5); 3.749(16.0); 3.676(11.6); 3.309(49.6); 2.867(1.0); 2.523(0.9); 2.518(1.6); 2.510(18.0); 2.505(37.2); 2.501(51.2); 2.496(37.3); 2.492(18.9); 2.327(0.3); 1.988(1.6); 1.293(6.8); 1.267(1.4); 1.258(1.5); 1.247(3.0); 1.193(0.7); 1.175(1.2); 1.157(0.7); 0.875(1.2); 0.858(4.2); 0.841(1.7); 0.794(3.1); 0.754(3.6); 0.701(0.5); 0.684(0.5); 0.676(0.5); 0.551(1.9); 0.537(1.9); 0.471(2.1); 0.000(2.4)</p>
<p>Example I.055: ¹H-NMR(400.1MHz,d₆-DMSO): 7.276(1.1); 7.140(2.5); 7.005(1.3); 6.896(5.1); 6.855(0.6); 6.570(4.2); 6.526(0.5); 4.962(0.7); 3.825(8.6); 3.764(16.0); 3.746(2.1); 3.711(1.3); 3.688(1.9); 3.661(14.5); 3.317(52.2); 3.104(0.6); 3.091(0.8); 3.079(0.5); 2.530(0.5); 2.517(11.5); 2.512(23.2); 2.508(31.2); 2.503(22.0); 2.499(10.3); 2.079(2.3); 1.305(11.9); 1.164(1.5); 0.938(1.1); 0.827(1.0); 0.812(2.9); 0.766(3.1); 0.750(1.1); 0.732(1.8); 0.714(1.8); 0.673(1.5)</p>
<p>Example I.056: ¹H-NMR(400.1MHz,d₆-DMSO): 7.246(1.2); 7.110(1.9); 7.022(0.5); 6.976(1.3); 6.893(5.1); 6.838(1.0); 6.637(4.3); 6.531(0.8); 5.593(1.2); 5.554(1.8); 5.393(1.8); 5.354(1.3); 4.895(0.5); 4.867(0.5); 3.913(10.5); 3.806(2.2); 3.763(16.0); 3.740(3.2); 3.709(3.2); 3.664(15.5); 3.318(39.0); 3.122(0.6); 3.115(0.6); 3.104(1.1); 3.093(0.6); 3.087(0.6); 3.076(0.4); 2.530(0.4); 2.517(9.0); 2.512(18.4); 2.508(24.7); 2.503(17.4); 2.499(8.1); 2.079(0.9); 1.312(11.8); 1.135(2.2); 0.845(0.4); 0.832(0.9); 0.816(2.8); 0.813(3.0); 0.782(3.2); 0.776(2.7); 0.762(0.8); 0.702(0.5); 0.688(0.7); 0.677(1.0); 0.670(0.8); 0.655(1.2); 0.650(1.4); 0.639(2.1); 0.620(2.5); 0.614(1.6); 0.599(0.6); 0.594(0.5); 0.588(0.5)</p>
<p>Example I.057: ¹H-NMR(300.2MHz,CDCl₃): 7.426(4.6); 7.325(3.3); 7.318(2.9); 7.297(5.5); 7.291(5.2); 7.262(19.4); 7.226(5.5); 7.199(3.3); 6.980(1.4); 6.797(2.8); 6.615(1.4); 5.036(1.7); 4.757(0.4); 3.934(15.8); 3.833(0.6); 2.919(1.9); 2.906(1.5); 2.047(0.5);</p>

1.566(21.8); 1.333(16.0); 1.255(3.6); 0.904(1.3); 0.882(3.2); 0.858(2.0); 0.824(7.5); 0.788(9.3); 0.617(6.1); 0.602(5.9); 0.575(4.0); 0.070(1.0); 0.011(0.9); 0.000(25.2); -0.011(1.2)
Example 1.058: ¹ H-NMR(300.2MHz,CDCl ₃): 7.328(1.6); 7.321(1.8); 7.301(2.8); 7.294(3.3); 7.262(18.8); 7.252(4.9); 7.230(6.2); 7.203(3.4); 7.053(1.1); 6.871(2.3); 6.689(1.2); 4.997(5.2); 3.848(12.0); 2.895(1.1); 2.047(0.7); 1.555(20.7); 1.320(16.0); 1.284(1.4); 1.265(3.9); 1.261(3.9); 1.237(0.7); 0.903(1.3); 0.882(3.7); 0.858(1.6); 0.811(5.9); 0.781(8.3); 0.755(1.1); 0.685(3.1); 0.666(6.4); 0.069(0.9); 0.000(24.3); -0.011(1.2)
Example 1.059: ¹ H-NMR(400.1MHz,d ₆ -DMSO): 7.589(0.6); 7.585(0.5); 7.564(10.6); 7.543(0.5); 7.319(4.5); 7.120(2.2); 6.985(4.9); 6.851(2.5); 5.751(7.3); 4.956(8.0); 3.825(10.4); 3.460(0.5); 3.431(1.5); 3.418(0.4); 3.414(0.4); 3.404(0.5); 3.395(0.8); 3.389(0.9); 3.382(3.3); 3.376(1.1); 3.366(1.7); 3.361(2.1); 3.332(176.1); 3.295(1.2); 3.288(1.0); 3.282(4.3); 3.232(0.4); 3.209(0.5); 2.864(0.7); 2.680(0.4); 2.676(0.8); 2.671(1.1); 2.667(0.8); 2.552(0.4); 2.525(2.5); 2.520(4.4); 2.511(63.3); 2.507(129.9); 2.502(176.3); 2.498(123.1); 2.493(56.6); 2.453(0.8); 2.334(0.8); 2.329(1.1); 2.324(0.8); 2.320(0.4); 1.386(0.4); 1.327(16.0); 0.845(11.2); 0.711(0.7); 0.693(3.1); 0.680(3.2); 0.663(1.1); 0.533(3.2); 0.008(0.5); 0.000(17.4); -0.009(0.6)
Example 1.060: ¹ H-NMR(400.1MHz,d ₆ -DMSO): 7.359(4.9); 7.339(7.6); 7.277(3.7); 7.271(3.7); 7.256(2.2); 7.250(2.3); 7.141(2.6); 7.036(5.4); 7.031(5.0); 7.006(5.7); 6.872(2.9); 4.895(7.8); 4.063(1.2); 4.046(3.6); 4.028(3.7); 4.010(1.3); 3.832(11.0); 3.811(1.1); 3.314(19.0); 2.873(0.8); 2.676(0.5); 2.672(0.3); 2.530(1.0); 2.517(25.1); 2.512(51.6); 2.508(69.8); 2.503(49.3); 2.499(23.1); 2.339(0.3); 2.334(0.4); 1.995(16.0); 1.359(0.7); 1.294(15.9); 1.200(4.4); 1.182(8.8); 1.164(4.3); 0.795(10.9); 0.790(10.0); 0.745(0.4); 0.717(0.9); 0.700(3.6); 0.687(3.6); 0.671(1.2); 0.650(0.4); 0.631(0.3); 0.550(3.8)
Example 1.061: ¹ H-NMR(400.1MHz,d ₆ -DMSO): 7.356(2.1); 7.336(3.1); 7.275(3.2); 7.269(3.4); 7.254(1.9); 7.249(2.1); 7.213(0.9); 7.180(0.5); 7.162(2.8); 7.078(1.9); 6.943(0.9); 4.912(2.8); 4.063(1.2); 4.046(3.7); 4.028(3.7); 4.010(1.3); 3.930(9.2); 3.889(0.7); 3.314(12.7); 2.897(1.0); 2.889(1.2); 2.676(0.4); 2.530(1.1); 2.516(19.9); 2.512(39.5); 2.508(52.6); 2.503(36.9); 2.499(17.2); 1.995(16.0); 1.354(0.6); 1.307(9.3); 1.200(4.5); 1.182(8.8); 1.164(4.4); 0.809(6.6); 0.801(6.6); 0.750(0.5); 0.595(2.4); 0.580(2.4); 0.514(2.7)
Example 1.062: ¹ H-NMR(400.1MHz,d ₆ -DMSO): 7.385(2.5); 7.365(3.9); 7.297(1.9); 7.292(1.8); 7.277(1.2); 7.271(1.2); 7.254(1.3); 7.119(2.8); 6.984(1.7); 6.977(3.0); 6.972(2.8); 5.536(0.4); 5.527(0.4); 5.019(0.4); 4.063(0.4); 4.046(1.2); 4.028(1.2); 4.010(0.4); 3.840(9.8); 3.817(0.4); 3.685(0.8); 3.575(0.6); 3.314(16.9); 3.149(0.6); 3.133(0.9); 3.121(0.6); 2.681(0.3); 2.677(0.5); 2.672(0.3); 2.530(1.1); 2.516(29.1); 2.512(59.6); 2.507(80.6); 2.503(57.2); 2.499(26.9); 2.461(0.4); 2.457(0.4); 2.339(0.4); 2.334(0.5); 2.330(0.4); 1.995(5.4); 1.313(15.1); 1.288(1.0); 1.254(4.2); 1.200(1.5); 1.182(2.9); 1.164(1.4); 1.143(1.0); 0.882(1.8); 0.866(6.0); 0.848(2.6); 0.813(16.0); 0.765(2.0); 0.747(2.2); 0.713(1.4); 0.646(0.4)
Example 1.063: ¹ H-NMR(400.1MHz,d ₆ -DMSO): 7.382(2.9); 7.361(4.4); 7.304(0.7); 7.295(2.0); 7.289(2.3); 7.274(1.2); 7.268(1.4); 7.237(1.5); 7.133(0.4); 7.125(2.9); 7.120(2.7); 7.102(2.4); 7.009(0.4); 7.004(0.4); 7.000(0.4); 6.967(1.7); 5.629(1.2); 5.588(1.8); 5.438(1.9); 5.398(1.3); 3.924(12.8); 3.782(1.6); 3.315(44.6); 3.153(0.4); 3.142(0.7); 3.136(0.7); 3.131(0.6); 3.125(1.3); 3.111(0.8); 3.096(0.3); 2.677(0.4); 2.530(0.9); 2.525(1.6); 2.517(23.2); 2.512(47.9); 2.508(65.4); 2.503(45.9); 2.498(21.3); 2.458(0.4); 2.334(0.4); 2.330(0.3); 1.995(1.2); 1.344(0.3); 1.319(16.0); 1.286(1.0); 1.265(1.6); 1.255(4.5); 1.200(0.5); 1.182(0.7); 1.164(0.4); 1.104(1.8); 0.882(2.1); 0.866(7.4); 0.848(2.9); 0.819(9.8); 0.769(0.3); 0.758(0.4); 0.750(0.6); 0.740(0.7); 0.735(0.8); 0.729(0.9); 0.723(0.9); 0.718(1.2); 0.708(0.4); 0.700(1.3); 0.683(3.2); 0.677(2.1); 0.666(4.0); 0.659(1.7); 0.645(0.8)
Example 1.064: ¹ H-NMR(300.2MHz,CDCl ₃): 7.261(32.6); 7.242(4.3); 7.216(4.7); 7.074(0.6); 6.908(2.3); 6.902(2.8); 6.882(2.2); 6.876(2.4); 6.825(3.2); 6.711(0.6); 5.300(16.0); 5.007(2.6); 3.844(6.3); 2.867(0.7); 1.871(0.4); 1.855(0.9); 1.844(1.0); 1.827(1.8); 1.810(1.1); 1.799(1.1); 1.782(0.5); 1.561(25.4); 1.374(0.8); 1.354(0.4); 1.313(8.7); 1.254(0.7); 0.943(1.2); 0.928(3.3); 0.921(3.6); 0.915(2.0); 0.907(2.2); 0.900(3.8); 0.893(3.4); 0.879(1.9); 0.857(0.5); 0.801(3.2); 0.748(3.7); 0.737(6.3); 0.716(1.9); 0.658(4.7); 0.644(8.8); 0.638(8.4); 0.627(7.2); 0.621(7.2); 0.605(2.6); 0.070(9.9); 0.057(0.5); 0.011(0.5); 0.000(19.6); -0.011(1.1)
Example 1.065: ¹ H-NMR(300.2MHz,d ₆ -DMSO): 7.233(3.7); 7.207(4.8); 7.181(2.1); 7.041(2.5); 7.036(2.6); 7.010(2.5); 7.001(4.7); 6.892(4.2); 6.822(2.2); 4.885(4.9); 3.824(7.5); 3.395(0.4); 3.329(183.1); 3.256(0.5); 2.823(0.8); 2.567(1.6); 2.542(5.2); 2.514(10.6); 2.508(16.7); 2.502(22.6); 2.496(17.5); 2.490(9.8); 2.075(1.8); 1.274(11.5); 1.156(7.5); 1.131(16.0); 1.106(7.0); 0.748(14.8); 0.671(2.7); 0.654(2.7); 0.542(3.1); 0.000(11.9); -0.011(0.6)
Example 1.066: ¹ H-NMR(499.9MHz,CDCl ₃): 7.312(3.0); 7.300(3.2); 7.295(3.4); 7.283(3.2); 7.257(39.6); 6.972(1.0); 6.876(1.6); 6.871(2.2); 6.860(3.9); 6.854(3.6); 6.843(1.5); 6.837(1.8); 6.829(2.6); 6.824(2.1); 6.808(2.5); 6.803(2.0); 6.753(1.0); 5.001(4.6); 3.835(13.2); 3.801(0.7); 2.905(1.3); 1.528(25.1); 1.353(0.7); 1.322(16.0); 1.267(1.0); 1.258(0.7); 0.896(0.6); 0.882(1.5); 0.868(0.8); 0.816(5.1); 0.802(2.1); 0.775(4.4); 0.768(9.0); 0.755(2.4); 0.705(0.5); 0.654(6.2); 0.006(1.2); 0.000(30.7); -0.007(1.6)
Example 1.067: ¹ H-NMR(400.1MHz,d ₆ -DMSO): 7.375(1.9); 7.360(2.5); 7.355(2.6); 7.339(2.2); 7.217(1.5); 7.082(3.0); 7.047(2.2); 7.040(2.3); 7.026(4.0); 7.019(4.0);

7.005(2.0); 6.998(1.9); 6.947(1.5); 6.886(2.4); 6.881(2.3); 6.860(2.5); 6.855(2.2); 4.917(6.4); 4.046(0.5); 4.028(0.5); 3.927(14.4); 3.892(1.3); 3.872(1.3); 3.822(0.4); 3.806(0.3); 3.314(76.2); 2.907(1.8); 2.685(0.5); 2.681(0.9); 2.677(1.2); 2.672(0.9); 2.668(0.4); 2.558(0.7); 2.530(2.7); 2.525(4.7); 2.517(64.7); 2.512(132.7); 2.508(179.8); 2.503(125.8); 2.499(57.9); 2.458(0.7); 2.344(0.4); 2.339(0.8); 2.335(1.2); 2.330(0.8); 1.995(2.2); 1.346(0.9); 1.306(15.3); 1.290(3.3); 1.255(7.7); 1.200(1.0); 1.182(1.4); 1.164(0.9); 1.149(0.4); 0.882(3.4); 0.866(11.8); 0.848(4.7); 0.798(16.0); 0.748(0.9); 0.742(0.9); 0.707(0.6); 0.692(0.6); 0.675(0.5); 0.589(3.8); 0.574(3.7); 0.499(4.3)

Example 1.068: ¹H-NMR(400.1MHz,d₆-DMSO):

7.405(1.5); 7.390(1.7); 7.384(1.7); 7.368(1.7); 7.264(1.4); 7.129(3.2); 7.071(0.8); 7.064(0.9); 7.050(1.5); 7.043(1.4); 7.028(0.9); 7.021(0.8); 7.007(0.5); 6.994(1.6); 6.740(1.5); 6.733(1.4); 6.714(1.5); 6.707(1.3); 5.537(0.6); 5.025(0.4); 4.063(1.2); 4.046(3.6); 4.028(3.6); 4.010(1.2); 3.836(10.3); 3.805(0.3); 3.682(0.9); 3.314(24.1); 3.161(0.6); 3.149(0.9); 3.137(0.7); 2.681(0.5); 2.676(0.7); 2.672(0.5); 2.530(1.4); 2.525(2.4); 2.517(40.2); 2.512(83.5); 2.508(113.9); 2.503(80.2); 2.499(37.3); 2.463(0.6); 2.459(0.6); 2.339(0.5); 2.334(0.7); 2.330(0.5); 1.995(16.0); 1.313(16.0); 1.290(0.4); 1.200(4.3); 1.182(8.8); 1.164(4.3); 1.136(1.1); 0.806(15.0); 0.759(2.1); 0.741(2.3); 0.712(1.4); 0.634(0.4)

Example 1.069: ¹H-NMR(400.1MHz,d₆-DMSO):

7.402(1.3); 7.387(1.5); 7.381(1.6); 7.366(1.6); 7.244(1.3); 7.109(2.2); 7.070(0.8); 7.063(0.8); 7.049(1.5); 7.042(1.5); 7.028(0.9); 7.021(0.8); 7.007(0.5); 6.975(1.4); 6.851(1.2); 6.844(1.2); 6.825(1.2); 6.818(1.1); 5.577(0.8); 5.537(2.1); 5.495(2.1); 5.454(0.8); 4.921(0.4); 4.064(0.7); 4.046(2.3); 4.028(2.4); 4.011(0.9); 3.921(11.2); 3.873(0.3); 3.782(1.6); 3.315(13.8); 3.154(0.6); 3.149(0.7); 3.137(1.1); 3.132(0.7); 3.123(0.9); 3.109(0.4); 2.677(0.4); 2.673(0.3); 2.531(0.9); 2.526(1.3); 2.517(23.2); 2.513(50.5); 2.508(72.3); 2.504(56.7); 2.499(33.4); 2.459(0.8); 2.340(0.3); 2.335(0.5); 2.331(0.4); 1.996(10.0); 1.335(0.3); 1.319(14.6); 1.285(0.4); 1.243(0.5); 1.200(2.7); 1.183(5.4); 1.165(2.8); 1.096(1.7); 0.863(0.4); 0.850(0.3); 0.812(16.0); 0.733(0.3); 0.727(0.5); 0.714(0.6); 0.703(1.3); 0.690(1.3); 0.672(3.5); 0.659(3.7); 0.636(0.9); 0.623(0.5)

Example 1.071: ¹H-NMR(499.9MHz,CDCl₃):

7.256(2.3); 7.237(2.8); 7.221(3.2); 7.000(1.9); 6.985(1.9); 6.938(2.9); 6.874(0.6); 5.009(1.4); 3.826(3.5); 2.877(0.5); 2.286(16.0); 1.604(0.7); 1.320(4.8); 0.810(2.1); 0.777(0.6); 0.747(2.2); 0.740(4.9); 0.728(1.6); 0.650(2.8); 0.000(2.0)

Example 1.072: ¹H-NMR(499.9MHz,CDCl₃):

7.257(34.0); 7.232(1.9); 7.217(2.2); 7.083(2.5); 7.045(0.5); 7.001(3.0); 6.986(2.6); 6.909(0.6); 6.799(1.3); 6.690(0.7); 5.049(2.0); 4.779(0.4); 3.924(7.4); 3.813(0.6); 2.907(1.1); 2.290(16.0); 2.039(0.5); 1.530(24.4); 1.336(7.5); 1.304(1.3); 1.291(1.4); 1.279(1.6); 1.267(3.6); 1.257(1.5); 1.242(0.8); 1.212(0.7); 0.896(2.6); 0.882(6.3); 0.868(3.2); 0.828(3.7); 0.789(0.8); 0.748(4.2); 0.709(0.9); 0.612(2.7); 0.544(2.3); 0.533(2.1); 0.006(2.0); 0.000(27.3); -0.007(0.9)

Example 1.073: ¹H-NMR(499.9MHz,CDCl₃):

7.263(3.0); 7.257(6.4); 7.247(3.4); 7.220(0.6); 7.204(0.5); 7.176(1.5); 7.066(3.0); 7.021(2.3); 7.006(2.1); 6.956(1.5); 6.899(4.0); 6.659(0.4); 5.043(0.8); 3.825(13.0); 3.698(0.3); 3.671(2.2); 3.080(0.8); 3.071(1.2); 3.067(1.2); 3.063(1.0); 3.059(0.9); 2.317(2.6); 2.285(15.9); 1.551(10.4); 1.346(16.0); 1.190(2.6); 1.027(0.4); 1.015(0.4); 0.922(0.6); 0.915(0.6); 0.844(4.8); 0.804(0.9); 0.781(3.0); 0.770(1.4); 0.763(2.3); 0.756(5.3); 0.745(1.9); 0.716(0.5); 0.697(1.5); 0.686(3.1); 0.672(3.9); 0.000(4.8)

Example 1.074: ¹H-NMR(400.1MHz,d₆-DMSO):

7.234(3.2); 7.215(3.4); 7.171(0.5); 7.152(0.6); 7.137(0.4); 7.102(2.6); 7.029(1.6); 7.013(1.4); 7.010(1.4); 7.004(0.8); 6.968(1.8); 6.945(2.8); 6.834(0.5); 5.631(1.3); 5.591(1.9); 5.442(1.9); 5.403(1.4); 4.941(0.4); 4.901(0.5); 4.001(0.7); 3.988(0.7); 3.985(0.4); 3.975(0.8); 3.922(13.1); 3.893(0.4); 3.785(2.4); 3.314(20.0); 3.117(0.4); 3.103(0.9); 3.088(1.1); 3.080(0.7); 3.076(0.7); 3.070(0.6); 3.059(0.3); 3.006(0.7); 2.995(0.3); 2.992(0.7); 2.990(0.4); 2.979(0.7); 2.681(0.3); 2.677(0.5); 2.672(0.3); 2.530(1.1); 2.525(1.9); 2.517(28.5); 2.512(59.3); 2.508(81.0); 2.503(57.3); 2.499(26.8); 2.467(0.4); 2.463(0.5); 2.458(0.5); 2.429(0.3); 2.339(0.4); 2.334(0.6); 2.330(0.4); 2.257(2.5); 2.233(13.7); 1.363(1.6); 1.301(16.0); 1.251(1.9); 1.246(1.8); 1.107(2.5); 0.882(0.5); 0.866(1.7); 0.858(0.6); 0.848(1.0); 0.777(8.1); 0.746(0.9); 0.737(0.7); 0.728(1.2); 0.724(1.0); 0.714(1.0); 0.694(0.6); 0.680(0.8); 0.674(0.6); 0.666(1.6); 0.660(1.8); 0.649(3.2); 0.643(2.2); 0.634(2.9); 0.629(2.9); 0.597(0.4)

Example 1.075: ¹H-NMR(300.2MHz,CDCl₃):

7.261(3.2); 7.205(3.4); 7.179(4.3); 6.983(3.3); 6.957(3.1); 6.843(1.0); 6.741(0.4); 5.024(1.2); 4.860(1.1); 3.836(1.9); 3.678(1.6); 2.266(16.0); 2.002(0.8); 1.665(0.3); 1.388(2.4); 1.320(4.1); 0.905(2.8); 0.830(1.6); 0.741(8.1); 0.515(1.1); 0.000(2.0)

Example 1.076: ¹H-NMR(300.2MHz,CDCl₃):

7.261(1.4); 7.244(2.3); 7.219(2.9); 7.037(1.9); 7.012(1.5); 6.966(1.1); 6.937(2.3); 6.784(2.1); 6.602(1.0); 5.000(4.4); 3.804(8.6); 2.290(13.0); 1.998(1.3); 1.646(1.0); 1.479(2.4); 1.413(0.5); 1.362(1.6); 1.345(3.3); 1.314(1.2); 1.294(11.4); 0.770(16.0); 0.000(0.7)

Example 1.077: ¹H-NMR(300.2MHz,CDCl₃):

7.261(9.2); 7.187(2.6); 7.161(2.9); 7.031(3.3); 6.985(3.7); 6.960(2.5); 6.824(1.1); 6.642(2.3); 6.460(1.1); 5.065(0.9); 4.847(7.4); 3.933(1.5); 3.924(1.4); 3.778(12.3); 2.286(16.0); 2.006(0.4); 1.623(3.5); 1.484(0.4); 1.462(0.4); 1.393(1.6); 1.352(1.9); 1.303(12.3); 1.276(1.1); 1.256(0.6); 1.216(12.8); 0.961(5.1); 0.842(0.8); 0.711(8.4); 0.685(6.7); 0.414(0.8); 0.000(6.2)

<p>Example 1.078: ¹H-NMR(300.2MHz,CDCl₃): 7.261(4.0); 7.230(3.3); 7.205(4.2); 7.068(1.6); 7.038(3.6); 7.012(2.6); 6.878(0.6); 6.697(1.1); 6.516(0.6); 4.934(1.6); 3.860(7.8); 2.312(16.0); 2.004(8.1); 1.613(2.3); 1.549(1.3); 1.466(0.8); 1.393(4.5); 1.254(7.2); 0.752(9.1); 0.000(2.4)</p>
<p>Example 1.079: ¹H-NMR(300.2MHz,CDCl₃): 7.672(2.3); 7.670(2.3); 7.299(2.1); 7.272(2.9); 7.266(2.1); 7.185(3.1); 7.155(1.4); 7.123(1.4); 7.118(1.4); 7.097(1.1); 7.093(1.0); 6.974(1.7); 6.972(1.7); 6.791(1.4); 5.299(1.6); 3.777(9.1); 3.429(16.0); 2.367(12.1); 2.191(0.4); 2.180(0.6); 2.168(0.9); 2.157(0.9); 2.145(0.7); 2.134(0.4); 2.007(3.4); 1.356(0.4); 1.339(0.6); 1.332(0.5); 1.325(0.6); 1.321(0.6); 1.307(0.5); 1.252(13.7); 0.826(0.9); 0.823(0.9); 0.803(2.0); 0.792(1.4); 0.775(2.3); 0.705(0.4); 0.689(2.7); 0.673(1.9); 0.660(2.5); 0.650(1.2); 0.641(1.3); 0.637(1.3); 0.609(0.4); 0.505(0.7); 0.495(0.3); 0.485(0.9); 0.474(0.6); 0.462(0.5); 0.453(0.6); 0.415(0.4); 0.401(0.5); 0.396(0.5); 0.391(0.5); 0.380(0.8); 0.366(0.6); 0.359(0.6); 0.347(0.4); 0.343(0.4); 0.000(1.3)</p>
<p>Example 1.080: ¹H-NMR(300.2MHz,d₆-DMSO): 10.738(0.3); 7.328(0.6); 7.301(14.5); 7.298(15.6); 7.190(2.6); 7.163(0.4); 7.114(5.8); 7.011(5.7); 6.831(2.9); 6.707(2.1); 6.671(2.5); 6.648(2.8); 6.612(2.5); 5.743(4.0); 5.687(3.4); 5.244(3.9); 5.205(4.1); 4.899(7.2); 4.665(0.3); 3.875(0.5); 3.826(10.7); 3.589(0.3); 3.461(0.4); 3.423(0.4); 3.418(0.4); 3.403(0.4); 3.393(1.4); 3.381(0.8); 3.364(1.1); 3.355(1.5); 3.345(2.9); 3.327(400.0); 3.288(1.6); 3.277(1.2); 3.269(0.9); 3.242(0.3); 3.213(0.4); 2.856(1.0); 2.729(0.4); 2.560(0.4); 2.541(0.8); 2.514(18.8); 2.508(41.5); 2.502(58.6); 2.495(44.4); 2.490(22.3); 2.272(0.4); 2.075(4.5); 1.367(0.5); 1.292(15.7); 0.776(16.0); 0.714(0.7); 0.679(3.5); 0.662(3.5); 0.643(1.6); 0.611(0.7); 0.541(3.9); 0.474(0.4); 0.011(1.0); 0.000(40.1); -0.011(2.1)</p>
<p>Example 1.081: ¹H-NMR(300.2MHz,d₆-DMSO): 8.078(3.9); 8.053(4.2); 7.825(3.3); 7.799(3.6); 7.712(11.8); 7.497(1.6); 7.471(8.7); 7.463(6.3); 7.431(4.3); 7.402(3.1); 7.383(2.7); 7.358(2.8); 7.334(1.3); 7.312(6.0); 7.243(1.1); 7.193(0.5); 7.128(2.3); 6.948(5.1); 6.769(2.5); 4.994(7.0); 4.467(0.7); 3.775(16.0); 3.326(216.7); 2.975(1.1); 2.540(0.3); 2.507(20.6); 2.502(28.3); 2.496(22.0); 2.075(1.0); 1.426(2.1); 1.368(13.5); 1.232(0.5); 0.860(7.4); 0.841(9.0); 0.733(3.9); 0.715(4.0); 0.596(4.5); 0.448(0.4); 0.252(0.4); 0.000(4.8)</p>
<p>Example 1.083: ¹H-NMR(400.1MHz,d₆-DMSO): 7.353(1.3); 7.348(1.3); 7.333(3.5); 7.328(3.8); 7.311(6.3); 7.291(2.2); 7.170(4.0); 7.166(4.0); 7.132(2.0); 6.997(4.4); 6.863(2.2); 5.332(4.5); 5.074(3.1); 5.070(4.4); 5.067(3.1); 4.916(5.0); 3.831(7.6); 3.328(34.0); 2.886(0.7); 2.678(0.4); 2.531(1.4); 2.518(21.3); 2.513(43.8); 2.509(60.0); 2.504(44.2); 2.500(22.5); 2.340(0.3); 2.336(0.4); 2.331(0.3); 2.080(6.4); 2.068(16.0); 2.019(0.4); 1.355(0.4); 1.303(10.7); 0.785(11.5); 0.707(0.8); 0.691(2.8); 0.677(2.9); 0.550(3.1)</p>
<p>Example 1.084: ¹H-NMR(300.2MHz,CDCl₃): 7.261(17.6); 7.254(0.8); 7.228(0.3); 7.145(0.4); 7.140(0.4); 7.113(0.4); 5.094(0.8); 3.814(1.6); 2.010(0.6); 1.553(16.0); 1.332(2.2); 0.867(0.5); 0.811(0.4); 0.799(0.6); 0.684(0.7); 0.667(1.0); 0.011(0.4); 0.000(12.2); -0.011(0.5)</p>
<p>Example 1.085: ¹H-NMR(300.2MHz,CDCl₃): 7.367(1.2); 7.339(2.6); 7.291(2.9); 7.262(24.3); 7.122(0.6); 6.940(1.3); 6.758(0.6); 5.170(4.3); 3.813(5.4); 2.009(3.4); 1.553(16.0); 1.347(8.1); 0.905(1.7); 0.893(0.9); 0.881(0.5); 0.846(0.4); 0.836(1.1); 0.823(2.2); 0.809(0.6); 0.801(0.6); 0.591(1.9); 0.572(3.1); 0.011(0.6); 0.000(17.5); -0.011(0.7)</p>
<p>Example 1.086: ¹H-NMR(300.2MHz,CDCl₃): 7.262(22.9); 7.254(0.6); 7.251(0.4); 7.250(0.4); 7.241(2.1); 7.215(3.3); 7.150(0.7); 7.140(2.4); 7.114(1.4); 6.968(1.2); 6.786(0.6); 5.181(3.6); 3.811(8.6); 2.358(12.9); 2.009(2.1); 1.564(16.0); 1.503(0.7); 1.338(12.2); 1.254(0.4); 0.879(2.4); 0.867(1.2); 0.847(0.6); 0.818(0.4); 0.800(1.6); 0.788(3.3); 0.783(2.6); 0.766(1.0); 0.550(2.7); 0.011(0.4); 0.000(15.6); -0.011(0.7)</p>
<p>Example 1.087: ¹H-NMR(300.2MHz,CDCl₃): 7.272(0.3); 7.261(24.7); 7.255(0.7); 7.254(0.5); 7.252(0.4); 7.251(0.3); 7.086(0.5); 7.060(4.5); 7.039(1.0); 6.954(0.6); 5.086(1.4); 3.810(5.7); 2.226(5.7); 2.218(4.7); 2.009(1.3); 1.554(16.0); 1.324(7.1); 1.255(0.3); 0.845(1.7); 0.819(0.5); 0.773(1.1); 0.761(2.2); 0.748(0.7); 0.739(0.6); 0.657(1.9); 0.011(0.6); 0.000(19.3); -0.008(0.6); -0.009(0.6); -0.011(0.8)</p>
<p>Example 1.089: ¹H-NMR(300.2MHz,CDCl₃): 7.269(0.3); 7.261(18.0); 7.206(0.5); 7.191(1.5); 7.183(1.4); 7.176(0.9); 7.173(0.8); 6.951(0.5); 6.942(0.6); 6.919(0.3); 6.915(0.4); 6.898(0.4); 5.301(1.3); 5.096(1.1); 3.806(3.5); 2.173(0.3); 1.550(16.0); 1.342(4.7); 0.871(1.1); 0.860(0.5); 0.800(0.7); 0.788(1.4); 0.767(0.4); 0.661(1.5); 0.011(0.4); 0.000(12.3); -0.009(0.3); -0.011(0.5)</p>
<p>Example 1.090: ¹H-NMR(400.1MHz,d₆-DMSO): 10.728(0.4); 7.960(1.9); 7.384(4.9); 7.363(8.6); 7.317(4.8); 7.311(4.7); 7.296(2.6); 7.291(2.7); 7.151(2.9); 7.057(6.3); 7.052(5.8); 7.016(6.4); 6.881(3.2); 4.984(7.9); 4.353(0.4); 4.341(0.7); 4.328(0.4); 3.838(12.3); 3.464(0.5); 3.451(0.5); 3.446(0.6); 3.434(0.5); 3.317(78.9); 3.184(0.4); 3.170(0.4); 3.017(0.3); 2.931(12.8); 2.898(16.0); 2.739(11.9); 2.738(11.7); 2.682(0.4); 2.677(0.5); 2.673(0.4); 2.531(1.5); 2.517(29.8); 2.513(60.0); 2.508(80.4); 2.504(56.8); 2.499(26.4); 2.458(0.4); 2.340(0.4); 2.335(0.5); 2.330(0.4); 1.402(1.4); 1.386(2.2); 1.375(5.9); 1.370(6.2); 1.360(2.7); 1.243(0.4); 1.205(2.8); 1.194(6.2); 1.189(6.0); 1.177(2.2); 1.081(1.3); 1.064(2.5); 1.046(1.3); 0.717(1.0); 0.701(4.2); 0.687(4.2); 0.671(1.4); 0.646(0.6); 0.627(0.4); 0.560(4.5)</p>

<p>Example I.091: ¹H-NMR(400.1MHz,d₆-DMSO): 7.960(0.5); 7.382(2.7); 7.362(4.7); 7.315(4.5); 7.310(4.7); 7.295(2.5); 7.289(2.6); 7.236(1.5); 7.179(4.8); 7.102(3.1); 6.967(1.5); 4.996(6.7); 3.937(16.0); 3.896(0.5); 3.869(0.4); 3.840(0.4); 3.822(0.4); 3.318(68.8); 2.951(6.4); 2.912(1.7); 2.898(5.2); 2.845(0.3); 2.739(2.9); 2.677(0.4); 2.531(0.7); 2.517(24.1); 2.513(49.8); 2.508(67.8); 2.504(48.4); 2.499(23.1); 2.465(0.4); 2.340(0.4); 2.335(0.5); 2.331(0.3); 1.388(6.0); 1.338(0.4); 1.278(0.4); 1.256(0.5); 1.206(5.7); 1.202(5.7); 1.178(1.0); 1.100(0.4); 1.081(0.4); 1.064(0.6); 1.056(0.4); 1.046(0.4); 0.595(3.8); 0.579(3.8); 0.524(4.6)</p>
<p>Example I.092: ¹H-NMR(400.1MHz,d₆-DMSO): 7.219(2.1); 7.200(2.6); 7.147(1.5); 7.044(1.9); 7.024(1.6); 7.013(3.5); 6.896(3.3); 6.878(1.7); 5.760(5.6); 4.968(2.5); 3.837(4.1); 3.320(73.9); 2.852(5.9); 2.530(0.7); 2.517(12.3); 2.513(25.2); 2.508(34.4); 2.504(24.6); 2.499(11.7); 2.265(16.0); 1.995(0.4); 1.330(2.7); 1.254(0.3); 1.135(2.6); 0.866(0.4); 0.675(1.7); 0.661(1.7); 0.565(2.0)</p>
<p>Example I.093: ¹H-NMR(400.1MHz,d₆-DMSO): 7.218(2.3); 7.199(2.5); 7.105(0.5); 7.090(2.2); 7.043(2.2); 7.017(4.0); 6.970(0.9); 6.955(1.2); 6.835(0.4); 5.760(6.5); 4.980(3.5); 4.763(0.3); 3.936(11.0); 3.903(0.5); 3.873(2.9); 3.859(0.3); 3.813(0.5); 3.372(0.3); 3.322(66.1); 2.872(5.6); 2.530(0.5); 2.517(12.3); 2.512(25.2); 2.508(34.2); 2.503(24.4); 2.499(11.5); 2.269(16.0); 1.346(3.9); 1.265(0.3); 1.243(0.7); 1.149(3.8); 1.144(3.8); 1.133(1.7); 1.110(0.7); 1.098(0.6); 1.029(0.4); 1.013(0.6); 0.996(0.5); 0.866(0.4); 0.559(2.6); 0.539(3.7); 0.527(3.8)</p>
<p>Example I.094: ¹H-NMR(300.2MHz,d₆-DMSO): 7.521(3.7); 7.499(1.7); 7.491(4.8); 7.320(1.0); 7.294(2.4); 7.286(4.2); 7.264(9.3); 7.159(2.6); 7.144(2.0); 6.980(5.7); 6.968(1.0); 6.801(2.8); 4.692(10.8); 4.041(0.5); 4.017(0.5); 3.823(6.1); 3.799(16.0); 3.773(2.9); 3.323(95.8); 3.258(0.4); 2.649(0.8); 2.640(0.8); 2.514(11.0); 2.508(23.6); 2.502(32.2); 2.496(23.5); 2.490(11.3); 1.989(2.4); 1.813(2.2); 1.797(7.0); 1.787(7.1); 1.772(3.0); 1.719(0.3); 1.550(0.4); 1.499(2.8); 1.482(6.9); 1.473(7.2); 1.455(2.3); 1.247(2.5); 1.198(0.7); 1.175(1.3); 1.151(0.6); 1.083(0.7); 0.879(0.7); 0.858(2.3); 0.835(0.8); 0.689(0.7); 0.664(3.1); 0.648(3.6); 0.628(2.4); 0.608(2.2); 0.594(4.7); 0.555(0.8); 0.011(0.7); 0.000(24.3); -0.011(1.2)</p>
<p>Example I.095: ¹H-NMR(300.2MHz,d₆-DMSO): 7.521(3.3); 7.493(4.0); 7.318(4.9); 7.311(6.2); 7.283(4.5); 7.275(3.0); 7.255(3.5); 7.247(2.7); 7.208(1.5); 7.028(3.2); 6.849(1.6); 4.719(1.5); 4.065(0.4); 4.041(1.5); 4.017(1.5); 3.993(0.5); 3.944(1.4); 3.897(16.0); 3.324(66.1); 2.741(1.0); 2.514(8.1); 2.508(17.3); 2.502(23.7); 2.496(17.4); 2.490(8.4); 1.989(6.3); 1.808(2.4); 1.791(7.9); 1.782(8.2); 1.767(3.4); 1.714(0.4); 1.490(3.1); 1.473(7.7); 1.464(8.2); 1.446(2.6); 1.282(0.7); 1.247(4.8); 1.198(1.9); 1.175(3.5); 1.151(1.8); 0.880(1.4); 0.873(1.1); 0.858(4.6); 0.835(1.7); 0.657(0.4); 0.567(6.1); 0.011(0.6); 0.000(20.2); -0.011(0.9)</p>
<p>Example I.096: ¹H-NMR(300.2MHz,CDCl₃): 7.287(2.9); 7.281(2.6); 7.278(2.3); 7.261(32.4); 7.237(1.0); 7.231(1.1); 7.213(2.9); 7.207(2.9); 7.191(6.5); 7.187(6.7); 7.172(3.0); 7.166(3.5); 7.142(4.2); 7.135(2.9); 7.113(1.8); 7.080(0.8); 6.897(1.5); 6.716(0.7); 5.026(4.2); 3.834(11.3); 2.874(1.2); 2.007(1.1); 1.575(9.9); 0.848(7.4); 0.824(16.0); 0.800(11.4); 0.770(7.2); 0.639(7.5); 0.627(7.6); 0.082(0.4); 0.070(13.3); 0.058(0.6); 0.011(0.6); 0.000(19.4); -0.011(1.0)</p>
<p>Example I.097: ¹H-NMR(300.2MHz,CDCl₃): 7.271(4.0); 7.261(52.9); 7.250(7.6); 7.240(7.7); 7.215(5.2); 7.194(6.5); 7.185(4.4); 7.170(3.6); 7.163(2.5); 7.148(0.9); 7.140(1.0); 6.987(1.4); 6.910(0.3); 6.805(2.8); 6.622(1.4); 5.064(4.2); 4.772(0.6); 3.926(16.0); 3.819(1.1); 2.903(1.9); 2.891(1.5); 2.007(3.5); 1.643(0.4); 1.557(14.6); 1.348(0.4); 1.329(0.3); 1.253(0.6); 0.853(5.9); 0.828(14.5); 0.806(8.7); 0.781(7.5); 0.575(5.6); 0.536(4.2); 0.513(3.6); 0.081(0.8); 0.069(23.9); 0.057(1.1); 0.011(1.6); 0.000(47.2); -0.011(2.1)</p>
<p>Example I.098: ¹H-NMR(300.2MHz,CDCl₃): 7.312(1.7); 7.299(1.8); 7.293(2.5); 7.282(3.5); 7.275(3.2); 7.261(31.8); 7.238(1.6); 7.211(5.5); 7.199(4.5); 7.193(4.8); 7.181(5.5); 7.168(0.9); 7.121(1.0); 7.108(2.4); 7.092(7.0); 7.078(1.5); 6.909(2.6); 6.642(0.6); 5.673(0.5); 5.650(0.5); 5.047(1.1); 3.826(16.0); 3.670(2.7); 3.134(0.4); 3.096(0.4); 3.087(0.6); 3.079(1.0); 3.065(1.4); 3.042(1.1); 2.008(2.4); 1.612(0.4); 1.545(13.1); 1.035(0.5); 1.012(0.5); 0.921(0.7); 0.908(0.7); 0.896(0.4); 0.873(6.2); 0.848(15.2); 0.824(6.8); 0.786(5.4); 0.766(4.7); 0.756(5.3); 0.735(2.5); 0.720(1.7); 0.705(1.7); 0.680(3.9); 0.656(4.1); 0.069(4.5); 0.011(1.0); 0.000(30.2); -0.011(1.7)</p>
<p>Example I.099: ¹H-NMR(300.2MHz,CDCl₃): 7.307(1.1); 7.301(1.2); 7.296(1.0); 7.291(1.5); 7.284(1.6); 7.275(2.1); 7.262(10.5); 7.255(0.9); 7.247(0.8); 7.240(0.6); 7.232(0.4); 7.224(1.8); 7.220(1.6); 7.217(1.2); 7.203(13.7); 7.193(6.2); 7.187(3.4); 7.171(1.1); 7.161(0.9); 7.136(0.5); 7.102(2.4); 6.919(3.4); 6.852(0.5); 6.736(2.4); 6.671(1.0); 6.490(0.5); 5.805(2.3); 5.752(3.3); 5.525(3.5); 5.473(2.5); 5.030(0.6); 4.934(0.6); 3.912(16.0); 3.776(4.8); 3.187(0.4); 3.141(0.4); 3.127(0.9); 3.117(1.0); 3.103(1.9); 3.088(1.1); 3.078(1.0); 3.064(0.5); 2.005(4.5); 1.577(4.3); 1.101(0.3); 1.096(0.4); 0.973(0.4); 0.968(0.4); 0.960(0.4); 0.948(0.5); 0.941(1.1); 0.938(1.2); 0.924(1.1); 0.906(0.4); 0.875(5.6); 0.851(12.8); 0.826(5.6); 0.797(3.2); 0.770(2.7); 0.755(3.0); 0.745(4.5); 0.741(4.5); 0.731(3.8); 0.717(2.2); 0.681(0.8); 0.676(0.9); 0.660(0.7); 0.653(0.8); 0.637(0.7); 0.622(1.3); 0.611(1.5); 0.605(3.1); 0.596(2.7); 0.587(1.6); 0.580(3.4); 0.572(2.1); 0.557(0.7); 0.070(7.8); 0.058(0.3); 0.011(0.3); 0.000(10.0); -0.011(0.4)</p>
<p>Example I.100: ¹H-NMR(300.2MHz,CDCl₃): 7.512(4.4); 7.478(2.0); 7.451(2.4); 7.269(1.5); 7.242(2.7); 7.215(2.2); 7.053(1.1); 6.871(2.2); 6.689(1.1); 5.299(0.4); 5.047(4.4); 4.005(0.4); 3.843(11.1); 2.902(1.0); 1.678(0.6); 1.551(0.6); 1.259(0.6); 0.902(0.4); 0.881(1.0); 0.857(7.2); 0.841(15.4); 0.834(16.0); 0.809(5.4); 0.625(4.1); 0.000(1.7)</p>

<p>Example I.101: ¹H-NMR(300.2MHz,CDCl₃): 7.510(4.9); 7.494(3.0); 7.466(3.4); 7.369(4.4); 7.342(3.0); 7.271(1.7); 7.248(0.4); 7.069(0.8); 6.979(1.3); 6.889(0.5); 6.796(2.7); 6.613(1.3); 5.088(4.9); 3.933(14.7); 3.888(0.8); 3.825(0.5); 2.963(0.4); 2.944(1.1); 2.927(1.6); 2.909(1.2); 2.891(0.5); 1.696(0.4); 1.671(0.4); 1.645(0.4); 1.579(0.6); 1.557(0.6); 1.330(0.5); 1.307(0.8); 1.267(4.6); 1.261(4.5); 0.903(1.9); 0.881(5.5); 0.855(16.0); 0.838(12.2); 0.814(5.8); 0.753(1.1); 0.577(10.0); 0.561(6.7); 0.000(1.8)</p>
<p>Example I.102: ¹H-NMR(400.1MHz,d₆-DMSO): 7.303(2.8); 7.297(3.3); 7.282(3.2); 7.277(4.3); 7.255(8.1); 7.249(6.1); 7.126(3.0); 7.088(5.9); 7.068(4.9); 6.991(6.5); 6.857(3.3); 4.851(8.0); 3.815(13.6); 3.301(7.1); 2.832(1.1); 2.510(11.0); 2.506(21.4); 2.501(28.2); 2.497(20.3); 2.492(9.9); 2.072(1.3); 1.500(0.9); 0.792(13.1); 0.774(16.0); 0.756(6.2); 0.692(1.2); 0.675(4.4); 0.661(4.4); 0.646(1.5); 0.623(0.4); 0.573(0.3); 0.525(4.7); 0.000(0.8)</p>
<p>Example I.103: ¹H-NMR(400.1MHz,d₆-DMSO): 7.321(3.3); 7.316(3.6); 7.300(4.3); 7.295(4.7); 7.253(6.0); 7.181(7.9); 7.160(5.5); 7.051(3.3); 6.916(1.6); 4.872(4.2); 3.914(16.0); 3.867(0.9); 3.814(0.5); 3.303(6.0); 2.853(2.3); 2.510(11.9); 2.506(23.0); 2.502(30.3); 2.497(22.0); 2.073(13.3); 1.522(1.1); 0.799(15.6); 0.782(12.9); 0.765(6.8); 0.715(1.4); 0.558(4.7); 0.545(4.6); 0.474(5.3); 0.000(0.4)</p>
<p>Example I.104: ¹H-NMR(400.1MHz,d₆-DMSO): 7.279(0.3); 7.167(0.5); 7.147(0.8); 7.132(1.9); 7.084(0.3); 7.059(3.7); 7.037(1.5); 7.016(2.7); 6.998(4.4); 6.975(4.2); 6.955(2.3); 6.863(2.2); 5.760(8.4); 4.850(3.0); 3.829(4.9); 3.821(6.1); 3.794(0.8); 3.775(2.3); 3.318(4.8); 2.801(0.6); 2.531(0.4); 2.526(0.7); 2.517(12.5); 2.513(26.4); 2.508(36.4); 2.504(25.8); 2.499(12.1); 2.268(16.0); 2.246(0.5); 1.505(0.5); 1.492(0.5); 1.445(2.1); 1.293(0.3); 1.276(0.5); 1.244(0.4); 1.173(0.7); 1.155(1.3); 1.137(0.7); 0.794(3.4); 0.776(7.3); 0.758(5.7); 0.733(3.8); 0.658(2.3); 0.644(2.3); 0.525(2.4)</p>
<p>Example I.105: ¹H-NMR(400.1MHz,d₆-DMSO): 7.503(0.4); 7.368(0.8); 7.233(0.4); 7.188(0.5); 7.078(0.7); 7.057(4.4); 7.040(2.5); 7.021(0.9); 6.919(0.6); 5.760(16.0); 4.867(1.1); 3.920(5.6); 3.873(0.8); 3.851(6.3); 3.325(0.5); 2.946(2.1); 2.929(2.1); 2.832(0.8); 2.526(0.5); 2.517(10.0); 2.513(21.3); 2.508(29.4); 2.504(21.1); 2.499(10.0); 2.269(8.5); 2.245(0.6); 1.244(0.3); 1.160(5.6); 1.142(11.2); 1.124(5.6); 1.064(0.5); 0.801(2.0); 0.783(4.4); 0.766(3.1); 0.748(2.9); 0.695(0.6); 0.668(0.6); 0.534(1.4); 0.518(1.5); 0.469(1.6)</p>
<p>Example I.106: ¹H-NMR(400.1MHz,d₆-DMSO): 7.153(3.9); 7.138(3.6); 7.133(4.1); 7.003(6.1); 6.868(3.1); 6.750(4.3); 6.722(4.3); 4.841(6.5); 3.826(11.9); 3.309(6.7); 2.853(1.0); 2.530(0.4); 2.517(7.4); 2.512(14.9); 2.508(20.1); 2.503(14.1); 2.499(6.5); 2.195(16.0); 2.079(0.4); 1.483(0.7); 0.796(5.7); 0.777(12.2); 0.759(9.3); 0.739(6.1); 0.689(1.1); 0.673(3.7); 0.659(3.6); 0.644(1.2); 0.620(0.3); 0.526(3.9)</p>
<p>Example I.107: ¹H-NMR(400.1MHz,d₆-DMSO): 7.206(0.9); 7.149(2.1); 7.129(2.2); 7.071(1.8); 6.936(0.9); 6.841(2.1); 6.813(2.2); 4.857(3.6); 3.923(9.3); 3.308(20.2); 2.868(1.2); 2.677(0.4); 2.530(0.9); 2.517(19.8); 2.512(40.1); 2.508(54.1); 2.503(38.0); 2.499(17.7); 2.335(0.3); 2.197(13.2); 2.079(16.0); 1.498(0.5); 0.802(3.5); 0.784(7.5); 0.767(5.6); 0.752(5.1); 0.564(2.5); 0.549(2.4); 0.474(2.8)</p>
<p>Example I.108: ¹H-NMR(400.1MHz,d₆-DMSO): 7.583(2.5); 7.566(3.7); 7.563(3.8); 7.492(5.5); 7.472(3.7); 7.341(5.8); 7.126(3.1); 6.991(7.1); 6.857(3.6); 4.949(11.0); 3.832(15.8); 3.309(30.0); 2.863(1.2); 2.677(0.4); 2.558(0.4); 2.531(0.9); 2.526(1.5); 2.517(20.5); 2.513(43.3); 2.508(60.3); 2.504(44.4); 2.499(22.7); 2.463(1.2); 2.459(1.0); 2.335(0.4); 2.079(12.5); 1.553(1.3); 0.857(5.7); 0.811(7.9); 0.804(10.7); 0.786(16.0); 0.767(7.4); 0.729(0.7); 0.707(1.2); 0.689(4.8); 0.676(4.9); 0.672(4.6); 0.659(1.9); 0.620(0.4); 0.525(4.9)</p>
<p>Example I.109: ¹H-NMR(400.1MHz,d₆-DMSO): 7.583(2.6); 7.563(3.9); 7.129(2.2); 7.071(1.8); 6.936(0.9); 6.841(2.1); 6.813(2.2); 4.857(3.6); 3.923(9.3); 3.308(20.2); 2.868(1.2); 2.677(0.4); 2.530(0.9); 2.517(19.8); 2.512(40.1); 2.508(54.1); 2.503(38.0); 2.499(17.7); 2.335(0.3); 2.197(13.2); 2.079(16.0); 1.498(0.5); 0.802(3.5); 0.784(7.5); 0.767(5.6); 0.752(5.1); 0.564(2.5); 0.549(2.4); 0.474(2.8)</p>
<p>Example I.110: ¹H-NMR(400.1MHz,d₆-DMSO): 7.258(16.0); 7.255(15.5); 7.132(2.6); 7.038(7.0); 6.998(5.7); 6.863(2.9); 4.873(8.7); 3.826(13.2); 3.303(6.6); 2.862(1.1); 2.506(26.4); 2.501(34.7); 2.497(25.3); 2.073(14.3); 1.491(0.9); 0.785(10.0); 0.767(13.2); 0.748(11.4); 0.700(1.3); 0.683(4.3); 0.669(4.3); 0.654(1.5); 0.630(0.4); 0.528(4.6); 0.000(0.6)</p>
<p>Example I.111: ¹H-NMR(400.1MHz,d₆-DMSO): 7.254(11.6); 7.203(1.2); 7.168(3.8); 7.068(2.2); 6.934(1.1); 4.890(3.4); 3.923(11.0); 3.303(4.4); 2.876(1.5); 2.506(21.1); 2.502(27.7); 2.497(20.2); 2.073(16.0); 1.505(0.8); 0.792(5.9); 0.773(8.4); 0.757(8.1); 0.578(3.1); 0.564(3.0); 0.491(3.5); 0.000(0.3)</p>
<p>Example I.112: ¹H-NMR(400.1MHz,d₆-DMSO): 7.202(0.7); 7.132(1.2); 7.112(1.6); 7.068(1.5); 7.005(4.4); 6.989(1.7); 6.933(0.8); 5.760(16.0); 4.881(1.4); 3.928(7.2); 3.904(0.5); 3.891(0.4); 3.857(2.4); 3.318(3.3); 2.913(0.7); 2.880(0.6); 2.862(0.8); 2.852(1.0); 2.531(0.6); 2.526(1.0); 2.517(14.0); 2.513(29.0); 2.508(39.6); 2.504(27.9); 2.499(13.0); 2.252(11.9); 1.486(0.4); 1.364(0.4); 1.143(1.9); 1.125(3.5); 1.107(1.9); 0.794(2.5); 0.776(5.3); 0.758(3.6); 0.721(3.1); 0.551(1.8); 0.535(1.9); 0.496(2.1)</p>

<p>Example I.113: ¹H-NMR(499.9MHz,CDCl₃): 7.259(4.5); 7.160(2.5); 7.144(2.9); 6.986(2.1); 6.971(1.7); 6.939(2.9); 6.888(0.6); 5.001(1.5); 3.837(3.4); 2.876(0.5); 2.289(16.0); 1.570(3.2); 1.189(0.8); 0.832(2.8); 0.818(5.1); 0.803(2.8); 0.774(2.1); 0.739(2.6); 0.690(0.4); 0.630(2.8); 0.006(0.3); 0.000(5.1)</p>
<p>Example I.114: ¹H-NMR(400.1MHz,d₆-DMSO): 7.292(1.1); 7.277(1.3); 7.272(2.3); 7.258(2.4); 7.252(1.8); 7.238(1.7); 7.119(3.4); 7.116(4.0); 7.106(3.1); 7.100(3.1); 7.097(3.2); 7.090(2.2); 7.087(1.9); 7.069(1.8); 7.067(1.7); 7.061(2.1); 7.059(2.0); 7.041(1.6); 7.038(1.5); 6.972(5.6); 6.837(2.8); 5.760(14.1); 4.981(7.1); 3.798(16.0); 3.755(2.6); 3.320(1.4); 2.974(2.0); 2.958(2.0); 2.898(0.6); 2.872(1.6); 2.739(0.4); 2.677(0.4); 2.673(0.4); 2.610(0.7); 2.531(0.7); 2.526(1.1); 2.517(13.7); 2.513(28.1); 2.508(38.1); 2.504(26.7); 2.499(12.3); 2.458(0.3); 1.691(0.4); 1.679(0.3); 1.616(0.3); 1.572(0.4); 1.555(0.5); 1.536(0.6); 1.518(0.5); 1.506(0.5); 1.485(0.5); 1.444(2.1); 1.275(0.4); 1.243(1.0); 1.169(5.4); 1.151(10.4); 1.133(5.1); 1.063(0.3); 0.868(0.6); 0.858(0.6); 0.831(6.0); 0.812(1.5); 0.794(2.5); 0.781(3.2); 0.767(6.9); 0.748(12.2); 0.730(5.3); 0.715(0.6); 0.697(0.7); 0.678(1.0); 0.660(3.4); 0.647(3.1); 0.643(3.1); 0.632(1.3); 0.616(0.5); 0.610(0.6); 0.600(0.5); 0.592(0.5); 0.560(3.4); 0.553(3.5)</p>
<p>Example I.115: ¹H-NMR(400.1MHz,d₆-DMSO): 7.494(0.4); 7.359(0.8); 7.289(0.9); 7.271(2.1); 7.254(2.3); 7.236(1.3); 7.225(0.6); 7.107(4.1); 7.089(3.2); 7.082(2.8); 7.060(2.2); 7.057(2.4); 7.054(2.5); 7.033(1.8); 6.968(2.8); 6.834(1.4); 5.763(10.3); 5.759(12.3); 5.030(0.4); 4.986(0.4); 4.913(0.4); 4.893(0.4); 4.873(0.4); 4.867(0.4); 3.884(15.1); 3.853(6.1); 3.320(0.7); 2.974(4.1); 2.957(4.3); 2.874(0.8); 2.871(0.9); 2.742(0.9); 2.511(31.9); 2.507(33.5); 1.555(0.6); 1.535(0.7); 1.520(0.7); 1.241(0.4); 1.174(8.0); 1.156(16.0); 1.138(8.5); 1.079(0.3); 1.066(0.3); 1.062(0.4); 0.838(3.6); 0.792(4.2); 0.765(4.8); 0.747(7.1); 0.730(4.4); 0.614(0.7); 0.518(2.3); 0.421(1.5)</p>
<p>Example I.116: ¹H-NMR(300.2MHz,CDCl₃): 7.337(1.4); 7.332(1.7); 7.308(8.5); 7.285(11.6); 7.273(1.3); 7.265(19.1); 7.257(1.0); 7.256(0.9); 7.254(0.8); 7.253(0.7); 7.251(0.7); 7.250(0.7); 7.248(0.7); 7.226(8.3); 7.204(7.0); 7.181(2.1); 7.176(1.7); 7.084(0.9); 6.901(1.8); 6.720(0.9); 5.108(5.3); 3.832(11.6); 3.100(16.0); 2.958(1.5); 2.885(2.6); 2.883(2.6); 2.007(13.0); 1.634(11.2); 1.136(7.1); 1.063(0.4); 0.932(5.1); 0.637(7.4); 0.011(0.4); 0.000(11.3); -0.008(0.3); -0.011(0.5)</p>
<p>Example I.117: ¹H-NMR(300.2MHz,CDCl₃): 7.325(6.3); 7.312(6.7); 7.283(3.6); 7.265(14.8); 7.239(0.9); 7.226(2.8); 7.211(3.2); 7.200(2.4); 7.184(1.8); 7.172(1.0); 6.981(1.3); 6.798(2.6); 6.615(1.3); 5.145(7.5); 4.851(0.7); 3.925(13.5); 3.821(1.1); 3.114(16.0); 3.002(1.2); 2.957(1.5); 2.939(0.9); 2.929(1.1); 2.917(1.6); 2.904(1.2); 2.893(1.0); 2.885(1.5); 2.883(1.5); 2.007(15.9); 1.630(10.5); 1.170(1.2); 1.147(4.8); 1.131(2.2); 1.072(0.7); 1.057(0.7); 1.024(0.4); 0.965(1.8); 0.948(4.7); 0.926(1.6); 0.811(0.9); 0.761(0.8); 0.613(3.2); 0.600(3.4); 0.585(1.7); 0.562(0.7); 0.551(0.7); 0.536(1.6); 0.518(2.8); 0.496(2.8); 0.473(0.7); 0.000(8.3); -0.011(0.4)</p>
<p>Example I.118: ¹H-NMR(400.1MHz,d₆-DMSO): 7.378(3.3); 7.357(6.9); 7.327(4.4); 7.322(4.4); 7.307(2.0); 7.301(2.1); 7.135(2.0); 7.119(5.1); 7.115(4.8); 7.000(3.8); 6.865(1.9); 5.753(1.7); 4.924(6.4); 4.057(0.4); 4.039(1.1); 4.021(1.2); 4.004(0.4); 3.824(10.9); 3.310(43.6); 3.007(16.0); 2.855(1.2); 2.510(17.8); 2.506(35.6); 2.501(47.8); 2.497(34.6); 2.493(16.9); 2.457(0.4); 2.453(0.4); 1.988(5.0); 1.247(0.7); 1.193(1.3); 1.175(2.7); 1.158(1.4); 1.101(5.0); 0.912(5.4); 0.875(0.6); 0.858(1.1); 0.841(0.5); 0.671(3.6); 0.657(3.7); 0.516(4.0); 0.000(5.5)</p>
<p>Example I.119: ¹H-NMR(400.1MHz,d₆-DMSO): 7.377(2.1); 7.356(4.2); 7.324(4.5); 7.319(4.8); 7.304(2.4); 7.299(2.5); 7.220(6.9); 7.085(2.7); 6.950(1.4); 5.753(1.1); 4.944(6.8); 4.057(0.3); 4.039(0.9); 4.021(0.9); 4.003(0.3); 3.925(14.5); 3.868(0.5); 3.806(0.4); 3.359(0.4); 3.309(75.8); 3.258(0.3); 3.020(16.0); 2.968(0.4); 2.867(1.9); 2.859(2.3); 2.674(0.4); 2.670(0.5); 2.666(0.4); 2.551(0.5); 2.546(0.5); 2.510(33.4); 2.505(65.0); 2.501(85.9); 2.497(61.5); 2.492(29.5); 2.450(0.4); 2.445(0.4); 2.332(0.4); 2.328(0.6); 2.323(0.4); 1.988(3.9); 1.247(0.7); 1.193(1.1); 1.175(2.1); 1.157(1.2); 1.120(5.9); 1.063(0.3); 0.983(0.4); 0.928(6.0); 0.875(0.6); 0.858(1.1); 0.841(0.6); 0.762(0.4); 0.564(3.7); 0.549(3.6); 0.519(1.0); 0.476(4.4); 0.008(0.5); 0.000(10.5); -0.008(0.4)</p>
<p>Example I.120: ¹H-NMR(400.1MHz,d₆-DMSO): 7.218(3.5); 7.199(4.2); 7.139(1.5); 7.004(3.2); 6.970(2.9); 6.966(3.1); 6.951(2.5); 6.946(2.6); 6.870(1.6); 6.799(4.3); 5.760(16.0); 4.906(4.0); 3.834(7.7); 3.361(0.6); 3.311(100.1); 3.262(0.9); 2.991(11.3); 2.823(0.9); 2.683(0.6); 2.678(0.8); 2.673(0.6); 2.564(0.6); 2.560(0.7); 2.555(0.3); 2.531(2.0); 2.527(3.6); 2.518(44.0); 2.514(91.9); 2.509(127.9); 2.504(95.0); 2.500(49.2); 2.460(2.5); 2.340(0.6); 2.336(0.8); 2.331(0.7); 1.996(1.3); 1.910(0.5); 1.897(1.1); 1.889(1.3); 1.877(2.3); 1.864(1.5); 1.856(1.3); 1.843(0.7); 1.202(0.4); 1.184(0.7); 1.166(0.3); 1.061(3.8); 0.984(1.8); 0.973(4.7); 0.967(5.1); 0.963(2.8); 0.957(2.7); 0.952(5.0); 0.946(5.1); 0.936(2.3); 0.920(0.7); 0.899(0.5); 0.859(4.3); 0.646(2.9); 0.638(4.3); 0.628(7.6); 0.622(7.2); 0.615(6.3); 0.610(6.6); 0.599(2.5); 0.564(0.6); 0.506(3.3)</p>
<p>Example I.121: ¹H-NMR(400.1MHz,CDCl₃): 7.259(31.5); 7.213(1.5); 7.194(1.8); 7.069(1.6); 7.053(1.5); 7.034(1.2); 7.030(1.1); 6.892(0.5); 5.297(2.4); 5.091(1.0); 3.833(2.3); 3.216(0.9); 3.094(3.2); 2.912(0.3); 2.895(0.9); 2.877(1.3); 2.860(1.1); 2.843(0.5); 2.827(0.4); 1.539(1.3); 1.255(0.4); 1.246(1.4); 1.241(4.8); 1.231(16.0); 1.214(15.5); 1.106(1.8); 0.922(0.7); 0.904(1.3); 0.869(0.4); 0.641(1.4); 0.601(0.8); 0.008(0.4); 0.000(10.7); -0.008(0.5)</p>
<p>Example I.122: ¹H-NMR(400.1MHz,d₆-DMSO): 7.226(1.9); 7.207(2.3); 7.132(0.9); 7.053(2.1); 7.034(1.7); 6.997(1.9); 6.957(3.4); 6.862(1.0); 5.753(1.6); 4.910(2.4); 3.822(4.4); 3.309(25.6); 2.986(6.6); 2.814(0.7); 2.505(25.0); 2.501(32.9); 2.496(24.4); 2.279(16.0); 1.060(2.5);</p>

0.859(2.8); 0.642(1.8); 0.630(1.9); 0.519(2.2); 0.000(3.6)
Example I.123: ¹ H-NMR(400.1MHz,d ₆ -DMSO): 7.225(2.0); 7.207(3.1); 7.073(2.5); 7.060(4.5); 7.033(2.1); 6.939(1.0); 5.753(4.3); 4.930(4.1); 4.700(0.3); 3.923(10.5); 3.803(0.5); 3.309(56.4); 3.259(0.3); 2.999(11.9); 2.856(0.8); 2.838(1.2); 2.828(1.4); 2.670(0.4); 2.509(22.3); 2.505(44.3); 2.501(59.4); 2.496(43.3); 2.455(0.5); 2.451(0.5); 2.327(0.4); 2.323(0.4); 2.283(16.0); 1.988(0.5); 1.078(4.1); 0.932(0.4); 0.875(4.2); 0.859(1.6); 0.761(0.3); 0.698(0.4); 0.637(0.3); 0.526(2.5); 0.508(2.8); 0.483(3.7); 0.000(7.4); -0.008(0.4)
Example I.124: ¹ H-NMR(300.2MHz,CDCl ₃): 7.744(0.4); 7.733(0.4); 7.725(0.4); 7.714(0.5); 7.552(0.6); 7.541(0.5); 7.533(0.5); 7.522(0.4); 7.274(3.3); 7.265(18.3); 7.250(10.5); 7.233(15.3); 7.208(2.4); 7.071(1.0); 6.889(2.1); 6.707(1.0); 6.123(4.7); 5.300(1.1); 5.104(5.8); 4.330(4.7); 4.321(11.4); 4.312(11.3); 4.303(4.6); 4.099(1.7); 4.077(1.8); 3.938(7.5); 3.919(15.7); 3.901(8.1); 3.839(11.9); 3.107(16.0); 2.924(1.6); 2.511(3.1); 2.502(4.6); 2.494(6.1); 2.488(6.1); 2.479(4.6); 2.042(0.4); 2.020(0.3); 1.635(1.2); 1.327(0.5); 1.285(0.8); 1.256(3.8); 1.221(0.4); 1.136(7.5); 1.063(0.5); 1.001(5.2); 0.978(5.0); 0.922(5.6); 0.880(1.7); 0.856(1.2); 0.766(0.5); 0.631(7.8); 0.071(5.9); 0.011(0.5); 0.000(11.0); - 0.011(0.7)
Example I.125: ¹ H-NMR(400.1MHz,CDCl ₃): 7.725(7.0); 7.722(8.7); 7.518(0.6); 7.468(7.3); 7.463(11.3); 7.459(7.0); 7.359(0.5); 7.331(10.8); 7.312(9.0); 7.308(7.7); 7.297(9.5); 7.277(3.4); 7.259(99.0); 7.209(0.9); 7.032(1.0); 6.995(0.6); 6.895(2.0); 6.759(1.0); 6.686(7.8); 6.684(8.5); 6.682(8.4); 6.680(7.6); 5.125(4.2); 3.842(10.2); 3.121(16.0); 2.936(1.5); 2.003(0.5); 1.542(19.2); 1.492(0.4); 1.310(0.4); 1.255(1.9); 1.162(2.4); 1.145(7.8); 1.133(3.4); 0.935(5.1); 0.881(0.9); 0.863(0.6); 0.654(5.1); 0.623(3.7); 0.078(1.0); 0.069(28.1); 0.060(1.4); 0.050(0.7); 0.008(2.8); 0.000(77.2); - 0.009(3.5); -0.050(0.7); -0.150(0.3)
Example I.126: ¹ H-NMR(300.2MHz,CDCl ₃): 7.285(2.9); 7.262(23.5); 7.243(2.9); 7.216(0.7); 6.904(0.5); 6.187(1.5); 5.301(1.4); 5.097(1.6); 4.158(1.1); 4.134(3.5); 4.111(3.5); 4.087(1.2); 3.844(3.3); 3.100(5.1); 2.914(0.5); 2.704(0.8); 2.697(0.9); 2.673(1.6); 2.654(1.1); 2.647(1.0); 2.550(0.8); 2.542(0.9); 2.525(1.5); 2.518(1.5); 2.501(1.1); 2.493(1.0); 2.057(0.8); 2.047(16.0); 2.031(2.0); 2.007(2.4); 1.981(1.5); 1.957(0.5); 1.573(9.9); 1.284(4.5); 1.260(8.8); 1.236(4.3); 1.122(2.2); 0.914(1.6); 0.651(1.7); 0.070(4.1); 0.011(0.4); 0.000(15.3); -0.011(0.8)
Example I.127: ¹ H-NMR(400.1MHz,d ₆ -DMSO): 7.392(1.0); 7.387(1.1); 7.372(2.0); 7.367(2.1); 7.333(3.0); 7.314(1.5); 7.259(2.6); 7.131(0.8); 6.996(1.7); 6.861(0.8); 5.760(8.5); 5.394(3.0); 5.128(2.1); 5.125(2.9); 5.121(1.9); 4.955(2.5); 4.047(0.4); 4.029(0.4); 3.917(2.6); 3.830(4.9); 3.311(88.5); 3.261(0.6); 3.020(6.8); 2.869(0.5); 2.682(0.5); 2.678(0.7); 2.673(0.5); 2.564(0.4); 2.531(2.0); 2.518(41.3); 2.513(83.2); 2.509(112.2); 2.504(78.8); 2.500(36.6); 2.464(0.9); 2.459(0.8); 2.455(0.5); 2.340(0.5); 2.335(0.7); 2.331(0.5); 2.097(10.5); 1.996(1.7); 1.201(0.5); 1.183(0.9); 1.166(0.5); 1.099(2.3); 1.078(16.0); 0.906(2.5); 0.867(0.5); 0.665(1.7); 0.651(1.7); 0.525(1.8)
Example I.128: ¹ H-NMR(300.2MHz,CDCl ₃): 7.266(11.4); 7.253(8.0); 7.246(9.5); 7.191(3.6); 7.184(2.8); 7.164(5.2); 7.156(4.7); 7.061(7.9); 7.033(4.5); 6.879(2.7); 6.697(1.4); 5.301(0.8); 4.974(5.8); 3.836(16.0); 2.849(1.4); 1.624(2.6); 1.535(0.4); 1.511(0.4); 1.497(0.4); 1.481(0.4); 1.447(0.4); 1.396(0.4); 1.267(4.4); 1.221(1.8); 0.903(0.8); 0.882(2.4); 0.850(7.7); 0.826(15.4); 0.802(13.9); 0.618(7.0); 0.000(6.5)
Example I.129: ¹ H-NMR(300.2MHz,CDCl ₃): 7.267(9.4); 7.243(6.3); 7.211(1.1); 7.182(10.5); 7.177(15.6); 7.150(0.7); 6.971(1.5); 6.789(3.0); 6.606(1.5); 5.012(4.8); 4.725(0.3); 3.925(16.0); 3.831(0.6); 2.892(1.3); 2.878(1.8); 2.865(1.4); 2.844(0.6); 1.641(0.9); 1.538(0.3); 1.511(0.4); 1.484(0.4); 1.459(0.4); 1.437(0.4); 1.267(5.4); 0.903(1.4); 0.881(4.2); 0.851(6.6); 0.828(14.6); 0.806(11.3); 0.684(0.5); 0.672(0.6); 0.547(8.8); 0.525(4.7); 0.000(6.2)
Example I.130: ¹ H-NMR(400.1MHz,d ₆ -DMSO): 7.140(3.3); 7.120(3.3); 7.007(3.8); 6.999(2.0); 6.997(2.0); 6.977(1.5); 6.879(3.4); 6.873(2.6); 4.873(2.8); 3.831(5.1); 3.311(1.7); 2.820(0.5); 2.517(3.5); 2.512(7.0); 2.508(9.4); 2.503(6.6); 2.499(3.1); 2.244(16.0); 2.078(5.2); 1.201(1.3); 1.183(1.3); 0.815(3.4); 0.797(6.6); 0.779(3.2); 0.751(2.6); 0.719(2.3); 0.658(1.9); 0.644(1.9); 0.536(2.2)
Example I.131: ¹ H-NMR(400.1MHz,d ₆ -DMSO): 7.203(0.9); 7.136(1.8); 7.118(2.3); 7.068(2.0); 6.998(5.1); 6.978(2.1); 6.933(1.1); 4.893(2.1); 3.929(9.5); 3.807(0.3); 3.311(2.7); 2.856(0.9); 2.847(1.2); 2.517(4.5); 2.512(9.2); 2.508(12.3); 2.503(8.7); 2.499(4.0); 2.249(16.0); 2.078(11.6); 1.209(1.5); 1.192(1.5); 0.820(3.0); 0.802(5.7); 0.784(4.0); 0.767(3.3); 0.731(3.2); 0.544(2.4); 0.528(2.6); 0.494(3.0)
Example I.132: ¹ H-NMR(400.1MHz,d ₆ -DMSO): 7.381(2.6); 7.361(3.0); 7.148(1.6); 7.100(1.8); 7.080(1.6); 7.014(3.5); 6.949(3.4); 6.879(1.8); 4.992(3.0); 3.834(4.5); 3.309(6.9); 2.866(0.6); 2.517(8.2); 2.512(16.8); 2.508(22.7); 2.503(16.1); 2.499(7.6); 2.287(16.0); 2.079(9.2); 1.519(0.8); 1.503(3.1); 1.341(1.2); 1.326(3.3); 1.309(0.9); 0.687(1.9); 0.673(1.9); 0.579(2.2)
Example I.133: ¹ H-NMR(400.1MHz,d ₆ -DMSO): 7.379(1.7); 7.360(2.0); 7.222(0.8); 7.097(2.3); 7.087(2.3); 7.079(2.3); 7.059(2.9); 6.953(0.8); 5.009(3.1); 3.935(8.6); 3.309(12.6); 2.900(0.8); 2.891(1.1); 2.530(0.5); 2.517(11.2); 2.512(22.9); 2.508(30.9); 2.503(21.8); 2.499(10.2); 2.292(14.7); 2.079(16.0); 1.523(3.4); 1.339(3.3); 0.573(2.3); 0.553(3.1); 0.540(3.2)

<p>Example I.134: ¹H-NMR(400.1MHz,d₆-DMSO): 7.139(1.6); 7.119(2.5); 7.100(3.5); 7.005(5.5); 6.986(1.5); 6.871(3.7); 4.924(2.9); 3.834(4.7); 3.310(7.7); 2.859(0.5); 2.530(0.4); 2.517(6.0); 2.512(11.9); 2.508(16.0); 2.503(11.3); 2.499(5.3); 2.250(16.0); 2.078(8.6); 1.095(0.7); 0.693(4.7); 0.664(5.0); 0.614(0.4); 0.561(2.3); 0.342(0.7); 0.328(2.4); 0.310(2.3); 0.308(2.3); 0.297(0.8); 0.073(2.6); 0.062(2.5)</p>
<p>Example I.135: ¹H-NMR(400.1MHz,d₆-DMSO): 7.203(0.8); 7.116(1.5); 7.096(2.2); 7.069(1.9); 7.003(5.0); 6.988(2.3); 6.934(1.0); 4.942(1.9); 3.931(8.4); 3.810(0.4); 3.310(16.5); 2.889(0.8); 2.880(1.1); 2.530(0.5); 2.526(0.9); 2.517(9.1); 2.513(18.6); 2.508(25.6); 2.504(18.7); 2.499(9.5); 2.255(13.2); 2.079(16.0); 1.128(0.7); 1.115(1.0); 1.103(0.8); 1.096(0.7); 1.082(0.4); 0.708(3.8); 0.677(4.2); 0.568(2.2); 0.552(2.5); 0.522(3.1); 0.337(2.2); 0.317(2.3); 0.080(2.7); 0.069(2.7)</p>
<p>Example I.136: ¹H-NMR(300.2MHz,CDCl₃): 7.261(27.8); 7.176(2.0); 7.150(2.8); 7.094(2.7); 7.047(0.5); 6.995(3.6); 6.970(2.0); 6.812(2.2); 6.630(1.1); 5.001(1.2); 3.929(11.2); 3.818(1.1); 2.881(1.2); 2.866(0.8); 2.843(0.4); 2.295(16.0); 2.174(0.9); 1.758(0.7); 1.735(1.0); 1.712(0.9); 1.690(0.4); 1.566(8.3); 1.335(0.4); 1.306(0.9); 1.266(5.4); 0.975(0.5); 0.904(2.8); 0.882(7.9); 0.858(7.3); 0.835(6.0); 0.783(2.8); 0.710(3.6); 0.583(2.3); 0.540(2.9); 0.516(2.4); 0.011(0.7); 0.000(22.1); - 0.011(0.9)</p>
<p>Example I.137: ¹H-NMR(300.2MHz,CDCl₃): 7.262(27.9); 7.254(0.7); 7.253(0.6); 7.251(0.5); 7.179(2.5); 7.153(3.3); 7.076(0.4); 6.993(1.8); 6.967(1.4); 6.936(2.8); 6.911(0.4); 6.894(0.8); 6.713(0.4); 4.974(1.9); 3.841(4.3); 2.857(0.6); 2.290(16.0); 1.724(0.5); 1.564(14.8); 1.306(0.7); 1.266(3.9); 0.904(1.9); 0.882(5.7); 0.858(4.1); 0.843(4.6); 0.825(4.6); 0.756(0.8); 0.745(1.0); 0.696(2.3); 0.630(3.2); 0.011(0.5); 0.000(16.8); -0.011(0.7)</p>
<p>Example I.138: ¹H-NMR(300.2MHz,CDCl₃): 7.261(31.4); 7.177(2.2); 7.163(0.8); 7.152(3.0); 7.128(4.0); 7.000(2.5); 6.987(1.7); 6.975(2.0); 6.804(2.5); 6.621(1.2); 5.300(4.0); 5.139(6.9); 4.861(0.8); 3.928(12.1); 3.892(1.9); 3.811(1.3); 3.347(1.1); 3.324(3.6); 3.301(3.9); 3.278(1.6); 3.265(0.6); 3.241(0.4); 3.215(0.4); 3.192(0.4); 2.960(0.3); 2.947(0.7); 2.937(0.9); 2.925(1.4); 2.912(1.0); 2.901(0.8); 2.888(0.4); 2.351(1.3); 2.322(16.0); 2.046(0.5); 1.628(0.4); 1.604(0.4); 1.564(23.3); 1.284(0.4); 1.254(1.8); 1.236(0.4); 1.152(1.1); 1.128(3.9); 1.113(1.8); 1.085(4.2); 1.062(8.2); 1.038(4.2); 1.024(1.3); 1.012(1.2); 1.000(0.9); 0.988(1.1); 0.977(0.9); 0.964(1.1); 0.928(1.7); 0.912(3.9); 0.907(3.9); 0.889(1.5); 0.882(1.3); 0.846(0.9); 0.829(1.3); 0.823(1.3); 0.741(0.7); 0.656(0.7); 0.630(2.7); 0.618(2.8); 0.603(1.2); 0.589(0.6); 0.566(0.7); 0.538(1.0); 0.516(2.2); 0.497(2.4); 0.473(0.6); 0.069(3.1); 0.011(0.9); 0.000(33.1); -0.011(1.5)</p>
<p>Example I.139: ¹H-NMR(499.9MHz,CDCl₃): 7.262(6.3); 7.171(1.6); 7.162(1.0); 7.155(2.1); 7.141(0.3); 6.992(3.7); 6.979(3.1); 6.886(0.8); 6.776(0.4); 6.771(0.4); 5.112(2.3); 3.842(3.8); 3.828(1.7); 3.803(1.6); 3.791(0.4); 3.308(1.6); 3.296(1.8); 3.282(1.1); 3.267(0.6); 3.253(0.3); 2.923(0.8); 2.345(1.1); 2.315(16.0); 1.612(8.3); 1.402(0.4); 1.388(0.4); 1.119(3.2); 1.087(0.7); 1.050(3.2); 1.039(2.2); 1.021(1.1); 1.015(1.1); 1.007(1.0); 1.000(0.8); 0.993(0.6); 0.987(0.5); 0.980(0.4); 0.973(0.4); 0.966(0.4); 0.900(2.2); 0.855(0.4); 0.842(0.5); 0.829(0.7); 0.813(0.4); 0.804(0.4); 0.794(0.4); 0.791(0.4); 0.780(0.4); 0.647(2.2); 0.606(1.6); 0.000(5.9)</p>
<p>Example I.140: ¹H-NMR(300.2MHz,CDCl₃): 7.261(20.2); 7.123(0.5); 7.120(0.7); 3.811(0.8); 2.350(1.6); 2.009(0.4); 1.545(16.0); 1.503(1.3); 0.011(0.5); 0.000(15.0); -0.009(0.4); -0.011(0.6)</p>
<p>Example I.142: ¹H-NMR(400.1MHz,d₆-DMSO): 7.395(4.1); 7.391(4.5); 7.376(5.6); 7.373(6.2); 7.361(1.9); 7.357(1.9); 7.342(5.0); 7.339(4.4); 7.323(4.0); 7.320(3.2); 7.290(3.8); 7.286(4.1); 7.271(4.8); 7.268(4.9); 7.252(1.8); 7.249(1.7); 7.145(5.3); 7.130(5.9); 6.996(9.7); 6.861(4.8); 5.988(1.7); 5.847(3.5); 5.758(1.3); 5.706(1.8); 4.868(10.4); 3.823(16.0); 3.417(0.9); 3.368(2.1); 3.318(373.4); 3.268(1.5); 2.860(1.3); 2.682(0.5); 2.678(0.7); 2.673(0.5); 2.563(0.4); 2.558(0.7); 2.554(0.5); 2.531(2.1); 2.526(3.4); 2.518(41.1); 2.513(84.4); 2.509(115.2); 2.504(82.0); 2.500(38.6); 2.468(0.4); 2.463(0.6); 2.458(0.7); 2.454(0.6); 2.340(0.5); 2.336(0.7); 2.331(0.5); 1.298(2.7); 1.283(9.0); 1.271(3.3); 1.232(0.4); 1.045(6.2); 0.698(1.2); 0.681(5.7); 0.668(5.8); 0.651(1.8); 0.628(0.4); 0.578(0.3); 0.529(6.0)</p>
<p>Example I.143: ¹H-NMR(400.1MHz,d₆-DMSO): 7.390(3.3); 7.371(5.4); 7.350(4.0); 7.331(3.0); 7.288(4.5); 7.269(5.4); 7.251(2.8); 7.241(3.6); 7.223(2.8); 7.193(1.8); 7.058(3.3); 6.923(1.6); 6.002(1.2); 5.861(2.4); 5.759(1.8); 5.719(1.3); 4.884(3.8); 3.921(16.0); 3.824(0.5); 3.414(0.8); 3.364(2.1); 3.314(336.1); 3.264(2.0); 2.875(2.0); 2.687(0.4); 2.682(0.7); 2.678(1.1); 2.673(0.7); 2.613(0.3); 2.609(0.4); 2.568(0.4); 2.564(0.7); 2.559(0.9); 2.555(0.5); 2.531(2.9); 2.526(5.0); 2.518(63.3); 2.513(130.5); 2.509(178.6); 2.504(127.4); 2.500(60.1); 2.468(1.0); 2.463(1.2); 2.458(1.3); 2.454(0.9); 2.410(0.3); 2.340(0.8); 2.335(1.1); 2.331(0.8); 1.296(6.4); 1.246(0.6); 1.058(5.3); 0.558(4.1); 0.544(4.0); 0.474(4.7)</p>
<p>Example I.144: ¹H-NMR(400.1MHz,d₆-DMSO): 7.230(0.7); 7.224(1.0); 7.210(1.6); 7.202(4.2); 7.194(1.9); 7.189(1.6); 7.182(2.8); 7.175(3.6); 7.169(3.7); 7.153(2.7); 7.130(3.0); 6.995(5.1); 6.860(2.5); 6.008(1.0); 5.867(2.1); 5.758(16.0); 5.726(1.1); 4.823(6.2); 3.820(10.2); 3.421(0.5); 3.371(0.7); 3.321(278.6); 3.272(2.9); 3.222(0.4); 2.849(0.8); 2.678(0.4); 2.532(1.4); 2.527(2.2); 2.518(22.3); 2.514(46.3); 2.509(64.2); 2.505(47.0); 2.500(23.8); 2.464(1.4); 2.460(1.3); 2.336(0.4); 2.331(0.3); 2.079(0.5); 1.309(1.4); 1.293(4.8); 1.281(2.0); 1.098(3.4); 0.702(0.7); 0.684(3.2); 0.671(3.3); 0.667(3.0); 0.655(1.2); 0.518(3.3)</p>
<p>Example I.145: ¹H-NMR(400.1MHz,d₆-DMSO):</p>

7.261(0.9); 7.238(5.9); 7.230(5.7); 7.225(5.6); 7.216(4.4); 7.211(4.4); 7.192(5.3); 7.173(4.1); 7.055(3.5); 6.920(1.8); 6.020(1.2); 5.880(2.4); 5.758(7.8); 5.738(1.3); 4.839(4.1); 3.917(16.0); 3.848(0.5); 3.806(0.4); 3.421(1.7); 3.371(3.1); 3.321(865.2); 3.271(5.7); 3.256(0.3); 3.221(0.8); 2.861(2.2); 2.682(0.9); 2.678(1.3); 2.673(0.9); 2.609(0.5); 2.563(0.5); 2.559(0.7); 2.554(0.6); 2.531(3.8); 2.518(79.4); 2.513(161.7); 2.509(219.1); 2.504(156.2); 2.500(73.9); 2.468(1.3); 2.463(1.7); 2.459(1.9); 2.454(1.4); 2.406(0.4); 2.340(1.0); 2.336(1.3); 2.331(1.0); 1.306(6.7); 1.111(5.5); 0.566(4.4); 0.553(4.4); 0.465(5.1)
Example I.146: ¹ H-NMR(400.1MHz,d ₆ -DMSO): 7.497(2.0); 7.492(2.1); 7.477(2.6); 7.472(2.7); 7.340(4.9); 7.319(3.9); 7.238(4.0); 7.233(3.8); 7.132(1.9); 6.997(4.3); 6.862(2.1); 5.975(1.0); 5.834(2.0); 5.758(16.0); 5.694(1.1); 4.847(6.3); 3.832(9.5); 3.421(0.6); 3.371(2.7); 3.321(341.9); 3.270(1.9); 3.221(0.5); 2.873(0.8); 2.682(0.3); 2.678(0.5); 2.673(0.4); 2.563(0.5); 2.559(0.7); 2.554(0.6); 2.550(0.4); 2.531(2.3); 2.526(3.4); 2.518(29.7); 2.513(60.2); 2.509(82.5); 2.504(60.1); 2.500(30.5); 2.463(1.5); 2.458(1.4); 2.410(0.3); 2.340(0.4); 2.336(0.6); 2.331(0.4); 2.079(0.5); 1.306(1.4); 1.291(4.5); 1.278(1.9); 1.054(3.3); 0.710(0.6); 0.692(2.9); 0.679(3.0); 0.663(1.1); 0.520(3.1)
Example I.147: ¹ H-NMR(400.1MHz,d ₆ -DMSO): 7.499(3.8); 7.493(4.0); 7.478(4.8); 7.473(5.0); 7.377(4.1); 7.340(5.1); 7.319(4.0); 7.204(1.4); 7.069(2.9); 6.934(1.4); 5.983(1.0); 5.842(2.1); 5.758(16.0); 5.703(1.1); 4.864(3.0); 3.928(14.0); 3.421(1.3); 3.371(2.6); 3.321(621.3); 3.271(3.0); 3.221(0.4); 2.878(1.7); 2.682(0.7); 2.678(0.9); 2.673(0.6); 2.609(0.4); 2.564(0.5); 2.559(0.6); 2.555(0.4); 2.531(2.6); 2.526(4.6); 2.518(54.7); 2.513(112.0); 2.509(152.5); 2.504(108.1); 2.500(50.6); 2.464(0.9); 2.459(1.0); 2.455(0.7); 2.340(0.7); 2.335(0.9); 2.331(0.7); 1.303(5.7); 1.064(4.5); 0.590(3.5); 0.575(3.5); 0.490(4.1)
Example I.148: ¹ H-NMR(400.1MHz,d ₆ -DMSO): 7.411(3.4); 7.405(1.8); 7.401(1.6); 7.391(7.2); 7.362(6.7); 7.357(6.9); 7.341(2.8); 7.336(3.1); 7.223(4.9); 7.074(3.3); 6.939(1.6); 5.986(1.2); 5.846(2.5); 5.759(8.4); 5.705(1.3); 4.865(4.8); 3.927(16.0); 3.310(32.5); 2.887(2.0); 2.682(0.4); 2.678(0.5); 2.673(0.4); 2.517(29.6); 2.513(59.9); 2.509(81.3); 2.504(58.5); 2.500(28.1); 2.463(0.7); 2.459(0.7); 2.454(0.5); 2.340(0.4); 2.335(0.5); 2.331(0.4); 1.305(6.6); 1.245(0.8); 1.136(0.4); 1.132(0.4); 1.066(5.3); 0.974(0.3); 0.589(4.1); 0.574(4.1); 0.542(0.9); 0.487(4.9)
Example I.149: ¹ H-NMR(400.1MHz,d ₆ -DMSO): 7.412(4.6); 7.392(9.9); 7.361(5.4); 7.356(5.4); 7.340(2.6); 7.335(2.7); 7.134(3.2); 7.095(6.6); 7.090(6.3); 7.000(7.1); 6.865(3.5); 5.978(1.6); 5.837(3.4); 5.759(8.4); 5.697(1.8); 4.849(10.8); 3.831(16.0); 3.310(28.8); 2.886(1.3); 2.682(0.4); 2.677(0.5); 2.673(0.4); 2.563(0.5); 2.558(0.7); 2.554(0.7); 2.531(2.1); 2.517(26.6); 2.513(52.8); 2.508(71.0); 2.504(51.6); 2.499(26.2); 2.339(0.4); 2.335(0.5); 2.331(0.4); 1.308(2.4); 1.292(7.8); 1.280(3.2); 1.243(0.6); 1.057(5.6); 0.710(1.2); 0.693(4.9); 0.679(5.1); 0.663(1.8); 0.623(0.3); 0.572(0.3); 0.523(5.3)
Example I.150: ¹ H-NMR(300.2MHz,CDCl ₃): 7.293(3.6); 7.262(46.0); 7.055(0.7); 6.945(1.9); 6.939(2.1); 6.919(1.7); 6.913(1.9); 6.873(1.8); 6.857(2.9); 6.691(0.7); 5.802(0.4); 5.612(0.9); 5.423(0.5); 5.302(16.0); 4.940(2.5); 3.844(6.2); 3.811(1.0); 2.904(0.7); 2.047(0.3); 1.888(0.4); 1.871(0.8); 1.860(0.9); 1.843(1.6); 1.826(0.9); 1.815(0.9); 1.798(0.4); 1.555(22.9); 1.260(2.1); 1.243(5.1); 1.237(5.3); 1.222(2.3); 1.006(2.8); 0.975(1.7); 0.960(3.2); 0.953(3.4); 0.938(2.1); 0.932(3.4); 0.925(3.1); 0.911(1.5); 0.889(0.4); 0.882(0.4); 0.680(2.3); 0.664(5.6); 0.658(5.8); 0.648(6.5); 0.642(7.8); 0.627(4.9); 0.069(5.4); 0.011(1.2); 0.000(35.3); -0.011(1.7)
Example I.151: ¹ H-NMR(400.1MHz,d ₆ -DMSO): 7.440(3.4); 7.425(3.7); 7.419(4.1); 7.404(3.8); 7.138(5.3); 7.131(2.3); 7.117(3.6); 7.110(3.6); 7.096(1.9); 7.089(1.8); 7.003(8.0); 6.868(4.2); 6.858(3.3); 6.851(3.1); 6.832(3.4); 6.825(3.1); 5.969(1.6); 5.828(3.5); 5.759(12.5); 5.688(1.9); 4.854(10.5); 3.828(16.0); 3.362(0.8); 3.312(141.7); 3.262(1.0); 2.902(1.3); 2.683(0.3); 2.678(0.5); 2.674(0.4); 2.564(0.3); 2.559(0.4); 2.531(1.5); 2.527(2.4); 2.518(28.6); 2.514(60.1); 2.509(83.7); 2.504(61.0); 2.500(30.7); 2.459(1.4); 2.341(0.4); 2.336(0.6); 2.331(0.4); 1.298(2.2); 1.282(7.5); 1.270(3.1); 1.246(0.6); 1.231(0.4); 1.051(5.4); 0.708(1.1); 0.690(4.9); 0.677(5.0); 0.673(4.6); 0.661(1.8); 0.639(0.5); 0.526(5.1)
Example I.152: ¹ H-NMR(400.1MHz,d ₆ -DMSO): 7.439(1.6); 7.423(2.0); 7.418(2.1); 7.403(1.8); 7.212(1.0); 7.139(1.6); 7.132(1.6); 7.118(2.8); 7.111(2.9); 7.097(1.5); 7.090(1.6); 7.077(2.1); 6.942(2.6); 6.920(1.7); 5.978(0.8); 5.837(1.6); 5.759(16.0); 5.697(0.8); 4.870(4.5); 3.924(10.3); 3.362(0.4); 3.312(81.9); 3.262(0.4); 2.905(1.3); 2.678(0.3); 2.531(0.8); 2.518(19.3); 2.513(39.7); 2.509(54.2); 2.504(38.7); 2.500(18.3); 2.459(0.4); 2.336(0.3); 2.079(1.3); 1.295(4.1); 1.244(0.3); 1.062(3.4); 0.583(2.6); 0.569(2.7); 0.531(0.5); 0.477(3.2)
Example I.153: ¹ H-NMR(400.1MHz,d ₆ -DMSO): 7.258(2.8); 7.239(3.4); 7.126(1.6); 7.076(2.0); 7.057(1.6); 6.991(3.5); 6.927(3.2); 6.856(1.8); 5.943(0.7); 5.801(1.4); 5.660(0.7); 4.824(3.8); 3.820(5.9); 3.301(2.5); 2.836(0.5); 2.508(5.6); 2.504(11.0); 2.500(14.7); 2.495(10.5); 2.491(5.0); 2.268(16.0); 2.070(12.8); 1.257(1.2); 1.243(3.8); 1.231(1.4); 0.989(2.6); 0.663(2.1); 0.649(2.2); 0.523(2.4); 0.000(0.4)
Example I.154: ¹ H-NMR(400.1MHz,d ₆ -DMSO): 7.255(2.0); 7.236(2.5); 7.189(1.0); 7.075(2.8); 7.055(5.1); 6.920(1.0); 5.954(0.7); 5.812(1.4); 5.671(0.8); 4.839(2.1); 3.917(9.3); 3.300(6.2); 2.851(1.2); 2.522(0.6); 2.508(13.1); 2.504(26.1); 2.499(35.0); 2.495(25.1); 2.491(12.2); 2.454(0.3); 2.450(0.3); 2.273(16.0); 2.070(2.2); 1.255(3.7); 1.204(0.4); 0.999(3.0); 0.550(2.3); 0.534(2.5); 0.485(2.8); 0.000(0.8)
Example I.155: ¹ H-NMR(400.1MHz,d ₆ -DMSO): 7.622(2.7); 7.619(2.9); 7.603(3.1); 7.599(3.1); 7.420(2.4); 7.417(2.5); 7.401(3.0); 7.398(2.9); 7.246(2.9); 7.226(4.7);

7.207(2.2); 7.080(1.7); 6.945(3.9); 6.811(2.0); 6.114(1.2); 5.973(2.5); 5.831(1.4); 5.759(16.0); 4.885(4.5); 3.799(14.3); 3.414(0.6); 3.364(1.3); 3.314(267.2); 3.265(2.3); 2.904(0.5); 2.683(0.5); 2.678(0.8); 2.673(0.5); 2.564(0.4); 2.559(0.6); 2.554(0.4); 2.531(2.1); 2.527(3.5); 2.518(44.8); 2.513(94.7); 2.509(132.4); 2.504(97.4); 2.500(49.8); 2.464(2.2); 2.460(2.0); 2.455(1.5); 2.410(0.3); 2.345(0.3); 2.340(0.6); 2.336(0.8); 2.331(0.6); 2.327(0.4); 2.080(0.5); 1.282(3.9); 1.223(1.3); 0.653(0.6); 0.635(3.1); 0.622(3.1); 0.618(2.8); 0.605(1.1); 0.474(3.1)
Example I.156: ¹ H-NMR(400.1MHz,d ₆ -DMSO): 7.641(2.2); 7.638(2.4); 7.621(2.6); 7.618(2.5); 7.431(1.8); 7.428(1.8); 7.411(2.3); 7.409(2.2); 7.277(2.5); 7.258(4.0); 7.238(1.8); 7.133(1.4); 6.998(3.1); 6.863(1.6); 6.071(0.4); 5.929(0.9); 5.787(0.5); 5.758(10.7); 4.999(0.9); 3.886(16.0); 3.365(0.8); 3.314(127.9); 3.265(0.6); 2.891(0.7); 2.678(0.4); 2.531(1.0); 2.526(1.6); 2.518(21.1); 2.513(43.4); 2.509(59.1); 2.504(42.0); 2.500(19.7); 2.459(0.3); 2.336(0.4); 2.079(0.4); 1.288(3.2); 1.151(1.5); 0.394(1.5); 0.379(1.5); 0.152(1.5)
Example I.157: ¹ H-NMR(300.2MHz,CDCl ₃): 7.407(1.5); 7.305(2.3); 7.296(8.1); 7.289(9.0); 7.267(8.9); 7.194(3.3); 7.186(2.8); 7.166(5.0); 7.159(4.5); 7.065(7.3); 7.037(4.9); 6.875(2.9); 6.854(0.9); 6.692(1.5); 6.672(0.5); 5.299(2.8); 4.973(5.7); 4.730(1.1); 3.834(16.0); 2.845(1.6); 1.638(0.6); 1.466(0.4); 1.446(0.7); 1.424(1.4); 1.402(1.9); 1.380(1.7); 1.357(1.1); 1.336(0.7); 1.306(0.8); 1.267(4.0); 0.936(2.7); 0.903(4.6); 0.881(9.3); 0.858(6.9); 0.791(11.2); 0.724(2.0); 0.709(1.9); 0.615(7.1); 0.000(4.9)
Example I.158: ¹ H-NMR(300.2MHz,CDCl ₃): 7.287(6.5); 7.272(1.3); 7.266(11.8); 7.214(0.6); 7.181(16.1); 7.155(0.7); 6.968(1.5); 6.786(3.0); 6.758(0.4); 6.603(1.5); 5.299(2.0); 5.009(4.0); 3.924(16.0); 3.829(0.6); 2.869(1.9); 2.852(1.5); 1.629(1.7); 1.455(0.6); 1.433(1.2); 1.411(1.6); 1.389(1.5); 1.367(1.0); 1.353(0.7); 1.330(0.7); 1.306(1.1); 1.267(5.7); 0.903(5.5); 0.881(11.0); 0.858(7.2); 0.796(9.9); 0.672(1.4); 0.658(1.4); 0.636(1.3); 0.542(8.5); 0.522(5.1); 0.000(7.1)
Example I.159: ¹ H-NMR(300.2MHz,CDCl ₃): 7.262(2.8); 7.220(2.7); 7.194(3.3); 7.075(0.4); 6.982(1.8); 6.956(1.6); 6.938(3.1); 6.893(0.9); 6.711(0.4); 5.011(2.0); 3.838(4.5); 2.868(0.6); 2.287(16.0); 1.416(0.5); 1.394(0.6); 1.372(0.6); 1.350(0.4); 1.323(0.4); 1.257(0.9); 0.903(1.5); 0.882(2.1); 0.858(1.7); 0.735(4.0); 0.629(3.6); 0.000(1.7)
Example I.160: ¹ H-NMR(300.2MHz,CDCl ₃): 7.262(3.9); 7.217(2.1); 7.191(2.7); 7.092(2.7); 7.036(0.3); 6.985(2.7); 6.959(2.0); 6.811(2.1); 6.628(1.0); 5.045(2.2); 3.927(10.7); 3.813(0.9); 2.910(0.6); 2.901(0.8); 2.889(1.2); 2.875(0.9); 2.866(0.7); 2.851(0.4); 2.291(16.0); 1.668(0.4); 1.449(0.4); 1.427(0.7); 1.404(0.9); 1.382(0.8); 1.360(0.6); 1.336(0.6); 1.307(0.5); 1.267(2.1); 0.903(2.5); 0.882(4.2); 0.858(3.0); 0.828(2.2); 0.816(2.2); 0.809(2.2); 0.743(4.8); 0.583(2.9); 0.532(2.7); 0.509(2.3); 0.000(2.4)
Example I.161: ¹ H-NMR(400.1MHz,d ₆ -DMSO): 7.499(4.1); 7.480(4.9); 7.421(1.8); 7.418(1.9); 7.403(4.6); 7.399(4.2); 7.384(3.5); 7.380(3.0); 7.342(3.2); 7.339(3.5); 7.323(4.5); 7.320(4.5); 7.304(1.8); 7.301(1.7); 7.175(4.9); 7.157(4.1); 7.133(3.9); 6.998(8.6); 6.863(4.3); 5.758(14.7); 4.872(3.8); 3.826(16.0); 3.360(0.5); 3.311(115.9); 3.261(0.6); 2.863(1.2); 2.682(0.4); 2.677(0.5); 2.673(0.4); 2.558(0.4); 2.553(0.3); 2.530(1.4); 2.517(28.7); 2.512(57.9); 2.508(78.2); 2.503(55.0); 2.499(25.7); 2.463(0.4); 2.458(0.5); 2.339(0.4); 2.335(0.5); 2.330(0.4); 1.516(3.4); 1.234(6.2); 0.681(5.2); 0.668(4.9); 0.665(4.9); 0.629(0.3); 0.536(5.4)
Example I.162: ¹ H-NMR(400.1MHz,d ₆ -DMSO): 7.498(2.5); 7.479(3.1); 7.429(1.2); 7.411(2.8); 7.393(2.0); 7.341(2.9); 7.326(3.7); 7.323(3.9); 7.307(1.5); 7.304(1.5); 7.274(2.5); 7.254(2.1); 7.195(1.3); 7.060(2.6); 6.925(1.3); 5.758(16.0); 4.885(1.6); 3.923(11.4); 3.311(111.6); 3.261(0.9); 2.879(1.4); 2.682(0.3); 2.677(0.5); 2.672(0.3); 2.530(1.1); 2.517(26.7); 2.513(54.3); 2.508(73.5); 2.503(51.8); 2.499(24.2); 2.467(0.4); 2.463(0.6); 2.458(0.7); 2.453(0.5); 2.339(0.4); 2.335(0.5); 2.330(0.3); 1.528(2.0); 1.246(3.8); 0.561(2.9); 0.546(2.9); 0.482(3.2)
Example I.163: ¹ H-NMR(400.1MHz,d ₆ -DMSO): 7.521(4.6); 7.500(6.4); 7.412(3.9); 7.406(3.8); 7.391(2.6); 7.385(2.7); 7.128(3.0); 7.117(6.0); 7.112(5.6); 6.994(5.8); 6.859(2.9); 4.845(3.2); 3.826(16.0); 3.300(15.5); 2.886(1.2); 2.674(0.4); 2.669(0.5); 2.505(58.4); 2.500(76.5); 2.496(55.8); 2.455(0.8); 2.450(0.9); 2.327(0.5); 2.323(0.4); 2.072(7.5); 1.515(3.5); 1.240(5.4); 0.686(4.5); 0.672(4.5); 0.525(4.9); 0.000(0.9)
Example I.164: ¹ H-NMR(400.1MHz,d ₆ -DMSO): 7.603(0.7); 7.597(0.6); 7.520(4.4); 7.499(6.2); 7.413(5.5); 7.408(5.6); 7.393(3.7); 7.387(3.8); 7.316(0.5); 7.310(0.5); 7.295(0.4); 7.289(0.4); 7.247(4.6); 7.202(1.8); 7.068(3.5); 6.933(1.7); 6.871(1.0); 6.621(0.6); 4.860(2.7); 3.921(16.0); 3.618(4.4); 3.612(3.3); 3.608(4.5); 3.602(10.8); 3.596(4.6); 3.592(3.2); 3.585(4.5); 3.300(25.9); 2.889(2.0); 2.674(0.5); 2.670(0.6); 2.665(0.5); 2.550(0.5); 2.509(40.4); 2.505(78.9); 2.500(104.5); 2.496(75.4); 2.455(0.9); 2.451(1.0); 2.446(0.8); 2.423(0.3); 2.332(0.5); 2.327(0.7); 2.323(0.5); 2.184(1.7); 1.794(0.4); 1.777(4.5); 1.769(5.1); 1.760(12.8); 1.752(5.1); 1.744(4.5); 1.727(0.6); 1.527(3.3); 1.434(0.9); 1.411(0.4); 1.394(0.4); 1.357(12.2); 1.247(5.3); 1.196(1.0); 1.183(1.1); 1.166(0.7); 0.583(4.1); 0.569(4.1); 0.490(4.9); 0.378(0.5); 0.373(0.7); 0.362(0.6); 0.357(0.6); 0.276(0.7); 0.268(0.7); 0.262(0.5); 0.000(1.3)
Example I.165: ¹ H-NMR(400.1MHz,d ₆ -DMSO): 7.555(2.5); 7.540(2.8); 7.534(3.0); 7.519(2.6); 7.188(1.6); 7.181(1.7); 7.167(2.9); 7.160(2.9); 7.146(1.5); 7.139(1.6); 7.131(2.8); 6.997(5.8); 6.880(2.8); 6.874(2.7); 6.862(3.4); 6.855(3.0); 6.848(2.5); 4.850(2.4); 3.823(16.0); 3.301(10.7); 2.905(1.3); 2.670(0.4); 2.550(0.4); 2.545(0.4); 2.541(0.3); 2.505(42.6); 2.501(55.6); 2.496(40.8); 2.455(0.5); 2.451(0.5); 2.327(0.4); 2.072(14.3); 1.506(2.9); 1.234(5.4); 0.683(4.5); 0.669(4.5); 0.527(4.9);

0.000(1.0)
<p>Example I.166: ¹H-NMR(400.1MHz,d₆-DMSO):</p> <p>7.554(2.5); 7.539(3.2); 7.534(3.3); 7.519(2.7); 7.207(1.8); 7.191(2.4); 7.184(2.4); 7.170(4.1); 7.163(4.0); 7.149(2.1); 7.142(2.0); 7.072(3.5); 6.965(2.6); 6.938(4.2); 6.872(1.2); 6.622(0.7); 4.864(2.6); 3.918(16.0); 3.867(0.7); 3.849(0.4); 3.813(0.3); 3.618(4.1); 3.612(3.3); 3.608(4.5); 3.602(10.2); 3.596(4.6); 3.585(4.3); 3.302(14.6); 2.906(2.1); 2.674(0.3); 2.670(0.4); 2.665(0.3); 2.551(0.3); 2.505(49.1); 2.501(64.4); 2.496(47.5); 2.456(0.6); 2.452(0.6); 2.328(0.4); 2.323(0.3); 2.184(1.8); 1.794(0.5); 1.777(4.2); 1.769(5.0); 1.760(11.8); 1.752(5.1); 1.744(4.2); 1.727(0.6); 1.516(2.9); 1.411(0.5); 1.394(0.4); 1.357(13.2); 1.242(5.5); 1.197(1.0); 1.184(0.7); 1.166(0.8); 0.578(4.3); 0.565(4.3); 0.481(5.0); 0.000(0.9)</p>
<p>Example I.167: ¹H-NMR(300.2MHz,CDCl₃):</p> <p>7.357(2.4); 7.331(3.0); 7.262(14.2); 7.072(1.8); 7.046(2.2); 6.968(2.4); 6.864(1.6); 6.682(0.8); 4.937(0.5); 3.842(5.2); 2.930(0.6); 2.314(16.0); 2.009(2.4); 1.576(3.5); 1.458(2.9); 1.253(0.3); 1.108(1.9); 0.636(3.5); 0.000(9.8); -0.011(0.5)</p>
<p>Example I.168: ¹H-NMR(400.1MHz,d₆-DMSO):</p> <p>7.394(2.5); 7.391(2.3); 7.371(0.8); 7.366(0.7); 7.350(2.9); 7.345(3.4); 7.337(5.0); 7.317(1.2); 7.203(0.4); 7.156(1.4); 7.133(1.1); 7.098(2.9); 7.094(2.8); 7.021(2.9); 6.995(0.8); 6.887(1.5); 6.861(0.4); 5.758(16.0); 4.934(0.4); 4.892(2.4); 4.880(3.1); 4.839(0.8); 4.662(0.4); 4.637(0.7); 4.597(0.5); 3.844(7.8); 3.824(2.3); 3.810(0.7); 3.307(33.3); 2.944(0.8); 2.681(0.5); 2.677(0.7); 2.672(0.5); 2.562(0.5); 2.558(0.6); 2.553(0.4); 2.530(1.5); 2.517(40.4); 2.512(82.7); 2.508(112.1); 2.503(79.1); 2.499(37.2); 2.467(0.5); 2.462(0.6); 2.458(0.6); 2.453(0.5); 2.339(0.5); 2.334(0.7); 2.330(0.5); 2.088(2.2); 2.069(2.8); 2.045(2.0); 1.917(3.1); 1.897(2.6); 1.637(11.4); 1.613(3.6); 0.755(0.9); 0.741(1.7); 0.734(1.9); 0.726(1.7); 0.717(1.5); 0.708(0.9); 0.696(0.6); 0.566(2.2); 0.556(2.2)</p>
<p>Example I.169: ¹H-NMR(400.1MHz,d₆-DMSO):</p> <p>7.243(0.6); 7.223(0.7); 7.152(2.5); 7.132(2.7); 7.034(0.5); 7.029(0.5); 7.020(2.3); 7.010(0.4); 6.995(0.6); 6.983(1.5); 6.978(1.5); 6.963(1.2); 6.959(1.2); 6.886(1.1); 6.860(0.4); 6.801(0.6); 6.788(2.3); 6.785(2.1); 5.758(16.0); 4.863(2.9); 4.593(0.4); 4.553(0.3); 3.846(4.7); 3.827(1.4); 3.307(19.4); 2.907(0.5); 2.681(0.4); 2.677(0.5); 2.672(0.4); 2.558(0.4); 2.530(1.0); 2.517(28.1); 2.512(57.5); 2.508(78.3); 2.503(54.6); 2.499(25.3); 2.462(0.4); 2.458(0.5); 2.453(0.3); 2.339(0.4); 2.335(0.5); 2.330(0.4); 2.018(1.8); 1.999(2.1); 1.951(0.7); 1.932(0.4); 1.888(0.6); 1.879(0.8); 1.867(1.3); 1.852(2.9); 1.833(2.2); 1.612(6.8); 1.586(2.3); 0.966(2.2); 0.961(2.4); 0.945(2.4); 0.940(2.5); 0.927(0.5); 0.710(1.3); 0.669(0.5); 0.649(0.5); 0.624(1.4); 0.621(1.4); 0.616(1.5); 0.610(2.3); 0.597(1.3); 0.592(1.4); 0.581(0.6); 0.574(0.5); 0.566(0.6); 0.547(1.6); 0.539(1.6)</p>
<p>Example I.170: ¹H-NMR(300.2MHz,CDCl₃):</p> <p>7.429(0.3); 7.420(0.4); 7.401(0.4); 7.265(5.7); 7.162(1.3); 7.143(1.6); 7.134(1.8); 7.115(1.8); 7.067(1.1); 6.939(0.8); 6.930(1.1); 6.912(1.5); 6.903(3.2); 6.885(3.0); 6.876(1.7); 6.866(1.6); 6.849(0.7); 6.703(1.1); 5.195(0.5); 5.140(0.6); 4.873(2.2); 4.819(1.6); 4.714(0.4); 3.855(8.4); 3.840(2.7); 2.989(0.8); 2.007(0.9); 1.921(2.5); 1.897(3.0); 1.814(1.2); 1.675(16.0); 1.657(4.4); 1.648(4.5); 0.721(4.6); 0.707(4.0); 0.638(0.6); 0.072(1.8); 0.000(3.4)</p>
<p>Example I.171: ¹H-NMR(300.2MHz,CDCl₃):</p> <p>7.607(0.3); 7.328(0.5); 7.261(59.4); 7.250(1.0); 7.245(0.6); 7.157(0.9); 7.129(1.2); 7.110(1.1); 7.052(1.0); 7.028(1.2); 7.005(0.5); 6.987(0.9); 6.940(1.1); 6.931(0.9); 6.913(1.6); 6.904(1.4); 6.885(0.9); 6.876(0.7); 6.805(1.0); 6.623(0.6); 5.206(0.4); 5.153(0.5); 4.902(0.6); 4.847(0.5); 3.941(5.7); 3.858(0.4); 3.492(0.4); 3.009(0.7); 2.009(16.0); 1.926(1.0); 1.902(1.3); 1.829(0.7); 1.689(6.1); 1.672(3.7); 1.649(1.8); 1.548(9.1); 0.665(2.1); 0.625(1.5); 0.605(1.4); 0.588(1.1); 0.081(0.5); 0.069(15.5); 0.057(0.6); 0.011(1.7); 0.000(56.6); -0.011(2.5)</p>
<p>Example I.172: ¹H-NMR(300.2MHz,d₆-DMSO):</p> <p>7.255(0.7); 7.229(1.0); 7.197(1.6); 7.169(2.3); 7.143(3.9); 7.124(0.7); 7.084(2.5); 7.059(1.4); 7.018(3.3); 6.995(0.8); 6.932(3.7); 6.839(1.6); 6.815(0.4); 5.758(0.4); 4.866(5.0); 4.811(0.5); 4.596(0.6); 4.545(0.4); 4.041(0.4); 4.017(0.3); 3.835(7.9); 3.463(0.3); 3.333(315.3); 2.894(1.0); 2.508(18.4); 2.502(24.3); 2.496(18.1); 2.269(16.0); 2.225(0.9); 2.024(2.2); 1.999(3.2); 1.989(2.3); 1.953(0.9); 1.927(0.5); 1.858(3.1); 1.833(2.5); 1.610(10.5); 1.585(3.6); 1.388(1.4); 1.247(4.7); 1.198(0.6); 1.174(0.8); 1.151(0.4); 0.880(1.3); 0.858(3.7); 0.835(1.5); 0.705(2.2); 0.694(2.1); 0.562(2.9); 0.553(3.1); 0.000(9.0)</p>
<p>Example I.173: ¹H-NMR(499.9MHz,CDCl₃):</p> <p>7.475(1.9); 7.458(2.3); 7.429(0.8); 7.413(0.9); 7.372(2.3); 7.355(2.6); 7.335(2.1); 7.318(1.7); 7.260(12.5); 7.152(0.3); 7.135(0.3); 7.087(3.2); 7.070(2.9); 7.003(0.4); 6.987(0.8); 6.979(1.4); 6.894(0.7); 6.877(1.7); 6.869(2.6); 6.785(0.4); 6.768(0.9); 6.760(1.4); 5.589(0.3); 5.575(0.7); 5.562(0.3); 5.473(0.9); 5.240(1.0); 5.015(0.5); 4.997(1.5); 4.986(2.2); 4.971(3.2); 4.942(0.6); 4.831(2.0); 4.818(2.7); 4.787(1.9); 3.813(11.7); 3.799(9.4); 3.274(0.8); 3.261(0.8); 3.058(0.4); 2.771(0.4); 2.048(0.7); 2.033(0.8); 1.999(2.5); 1.888(1.8); 1.873(1.5); 1.815(16.0); 1.776(2.2); 1.761(2.9); 1.698(0.5); 1.685(3.5); 1.670(11.9); 1.557(1.4); 1.281(0.8); 1.268(0.8); 1.257(0.4); 0.772(0.5); 0.758(0.9); 0.744(1.1); 0.730(1.0); 0.721(1.0); 0.710(1.0); 0.700(1.1); 0.691(1.1); 0.680(1.0); 0.669(1.3); 0.658(1.4); 0.650(2.0); 0.637(1.9); 0.630(1.9); 0.625(1.7); 0.616(1.7); 0.585(1.8); 0.571(1.1); 0.539(0.8); 0.501(0.7); 0.478(0.3); 0.000(7.6)</p>
<p>Example I.174: ¹H-NMR(499.9MHz,CDCl₃):</p> <p>7.484(2.0); 7.467(2.5); 7.388(1.6); 7.371(1.7); 7.342(2.0); 7.325(1.6); 7.259(2.5); 7.084(2.4); 7.067(2.1); 6.872(0.4); 6.856(0.6); 6.762(0.7); 6.746(1.2); 6.652(0.4); 6.636(0.6); 5.075(0.4); 4.815(0.6); 4.786(0.4); 3.896(16.0); 3.886(11.6); 2.856(0.4); 1.999(5.1); 1.939(0.8); 1.924(0.7); 1.790(1.6); 1.776(6.8); 1.690(4.0); 1.676(3.2); 1.659(3.8); 1.539(0.9); 0.521(1.3); 0.446(0.8); 0.270(0.8); 0.006(0.7); 0.000(20.0); -0.007(0.8)</p>

<p>Example I.175: ¹H-NMR(499.9MHz,CDCl₃): 7.388(0.9); 7.371(1.3); 7.356(1.0); 7.301(1.3); 7.285(2.1); 7.269(1.4); 7.259(2.2); 7.210(1.2); 7.207(1.2); 7.193(1.0); 7.191(0.9); 6.958(2.4); 6.955(2.3); 6.941(2.2); 6.939(2.0); 6.901(1.6); 6.856(0.6); 6.792(3.4); 6.747(1.2); 6.682(1.7); 6.638(0.6); 3.900(16.0); 3.882(9.5); 1.999(7.5); 1.926(0.6); 1.912(0.5); 1.815(7.4); 1.804(3.6); 1.789(3.4); 1.689(8.2); 1.667(4.4); 1.653(3.5); 1.557(0.5); 0.673(1.2); 0.635(1.3); 0.529(0.8); 0.006(0.8); 0.000(17.6); - 0.007(0.6)</p>
<p>Example I.176: ¹H-NMR(300.2MHz,CDCl₃): 7.409(0.6); 7.381(1.0); 7.356(0.8); 7.310(1.1); 7.284(1.8); 7.266(4.3); 7.258(1.4); 7.223(1.0); 7.218(1.0); 7.195(0.7); 7.190(0.7); 7.092(1.2); 7.061(0.7); 6.969(1.8); 6.965(1.8); 6.941(1.6); 6.937(1.5); 6.910(2.6); 6.879(1.4); 6.729(1.3); 6.698(0.7); 5.098(1.1); 5.045(2.2); 5.025(0.5); 4.975(0.7); 4.949(1.9); 4.897(1.0); 4.785(1.0); 4.735(0.7); 3.828(9.0); 3.806(4.7); 3.008(0.5); 2.008(3.2); 1.978(0.7); 1.898(1.4); 1.873(1.0); 1.830(2.0); 1.802(16.0); 1.675(3.1); 1.656(8.4); 0.811(0.7); 0.790(1.0); 0.773(1.1); 0.745(2.0); 0.729(2.4); 0.723(2.6); 0.707(2.0); 0.699(1.8); 0.690(1.3); 0.683(1.1); 0.678(1.1); 0.662(0.9); 0.654(0.7); 0.625(0.5); 0.611(0.5); 0.072(1.3); 0.000(2.0)</p>
<p>Example I.177: ¹H-NMR(300.2MHz,CDCl₃): 7.608(0.4); 7.328(0.6); 7.303(0.9); 7.277(3.7); 7.262(73.7); 7.238(0.6); 7.196(0.4); 7.175(1.6); 7.149(2.2); 7.039(2.6); 7.013(1.9); 6.977(0.4); 6.949(0.6); 6.911(0.4); 6.796(0.7); 6.766(1.2); 6.584(0.6); 5.097(0.6); 5.070(0.5); 4.789(0.7); 4.733(0.5); 3.902(16.0); 3.892(11.8); 2.808(0.5); 2.394(8.6); 2.363(15.8); 2.010(5.5); 1.957(0.5); 1.921(1.1); 1.899(0.7); 1.799(1.4); 1.766(4.9); 1.668(4.4); 1.645(5.9); 1.559(20.5); 1.496(0.4); 0.457(1.9); 0.386(1.0); 0.217(1.1); 0.081(1.1); 0.069(36.3); 0.057(1.7); 0.011(1.9); 0.000(67.7); -0.011(3.2); -0.066(0.5)</p>
<p>Example I.178: ¹H-NMR(300.2MHz,CDCl₃): 7.607(0.4); 7.299(0.9); 7.272(9.3); 7.261(67.8); 7.231(0.8); 7.159(1.4); 7.134(2.1); 7.103(1.5); 7.042(2.7); 7.016(1.8); 6.920(3.1); 6.738(1.6); 5.118(1.5); 5.067(2.1); 4.997(3.7); 4.781(1.5); 4.731(1.1); 3.818(9.7); 3.807(6.6); 2.992(0.4); 2.394(9.1); 2.356(12.6); 2.009(3.3); 1.988(0.7); 1.870(1.7); 1.846(1.2); 1.806(13.9); 1.785(1.8); 1.761(2.4); 1.662(11.0); 1.639(2.3); 1.552(16.0); 0.742(0.4); 0.693(1.0); 0.673(1.1); 0.644(1.8); 0.629(2.1); 0.608(1.4); 0.584(1.7); 0.562(1.5); 0.485(0.6); 0.069(15.8); 0.011(5.0); 0.000(45.0); -0.011(2.1)</p>
<p>Example I.179: ¹H-NMR(499.9MHz,CDCl₃): 7.259(15.9); 7.165(0.9); 7.149(3.0); 7.133(0.6); 7.078(0.9); 7.062(1.9); 7.047(1.2); 7.035(0.9); 7.000(0.5); 6.926(1.9); 6.887(2.7); 6.871(2.1); 6.817(0.9); 6.781(0.5); 5.159(1.6); 5.128(1.9); 4.940(0.3); 4.860(0.9); 4.829(0.7); 4.802(1.3); 4.773(0.9); 3.815(10.6); 3.796(5.6); 2.262(4.2); 2.258(4.7); 2.231(8.0); 2.227(8.3); 1.999(2.9); 1.946(0.3); 1.933(0.4); 1.856(1.2); 1.841(0.9); 1.826(2.2); 1.812(2.5); 1.777(16.0); 1.647(8.8); 1.629(3.5); 1.615(3.1); 1.557(1.4); 0.744(1.1); 0.730(0.9); 0.716(0.6); 0.707(1.1); 0.698(1.4); 0.692(1.2); 0.684(1.8); 0.676(1.5); 0.671(1.3); 0.665(1.5); 0.651(1.2); 0.638(1.1); 0.626(0.4); 0.600(0.4); 0.591(0.5); 0.006(0.4); 0.000(10.2); - 0.007(0.5)</p>
<p>Example Ia.01: ¹H-NMR (300.2 MHz, CDCl₃): 7.262 (11.2); 7.121 (0.6); 7.105 (4.4); 7.097 (3.0); 7.084 (2.8); 7.060 (1.0); 7.037 (1.9); 7.016 (1.2); 7.007 (0.8); 6.773 (0.5); 4.576 (0.8); 3.906 (3.5); 2.992 (1.8); 2.967 (3.5); 2.957 (3.5); 2.942 (2.1); 2.885 (2.3); 2.883 (2.4); 2.836 (0.6); 2.053 (1.4); 2.028 (2.5); 2.006 (16.0); 1.597 (3.9); 1.375 (1.5); 0.897 (3.7); 0.573 (2.3); 0.000 (8.6); - 0.011 (0.3)</p>
<p>Example Ia.02: ¹H-NMR (300.2 MHz, CDCl₃): 7.262 (4.7); 7.123 (0.6); 7.097 (4.4); 7.074 (2.8); 7.049 (1.3); 6.927 (1.4); 6.905 (1.2); 6.870 (0.7); 6.688 (0.4); 4.550 (2.4); 3.819 (6.0); 2.993 (1.9); 2.968 (3.6); 2.955 (1.1); 2.943 (2.1); 2.883 (0.5); 2.881 (0.5); 2.812 (0.6); 2.053 (2.4); 2.041 (0.4); 2.028 (4.1); 2.016 (0.6); 2.014 (0.5); 2.012 (0.5); 2.003 (16.0); 1.987 (0.3); 1.629 (0.7); 1.432 (1.2); 1.351 (2.1); 0.907 (1.6); 0.890 (4.1); 0.887 (4.2); 0.869 (1.5); 0.621 (2.7); 0.000 (3.6)</p>
<p>Example Ia.03: ¹H-NMR (300.2 MHz, CDCl₃): 7.262 (12.9); 7.130 (1.5); 7.106 (5.3); 7.082 (7.7); 7.074 (4.5); 7.067 (5.9); 7.049 (2.0); 7.043 (1.3); 7.022 (3.7); 7.016 (3.1); 6.998 (2.0); 6.992 (2.0); 6.893 (1.4); 6.711 (0.7); 5.298 (16.0); 4.908 (5.3); 3.812 (13.6); 2.838 (3.8); 2.816 (7.9); 2.794 (4.2); 2.680 (1.3); 2.045 (1.4); 1.839 (0.9); 1.816 (2.4); 1.798 (2.4); 1.791 (3.1); 1.780 (2.3); 1.766 (3.0); 1.743 (1.3); 1.606 (11.7); 1.567 (3.6); 1.552 (2.6); 1.540 (3.4); 1.516 (2.5); 1.283 (0.5); 1.259 (1.1); 1.235 (0.4); 0.866 (4.3); 0.836 (10.3); 0.810 (1.3); 0.579 (6.9); 0.566 (6.7); 0.000 (8.9); -0.011 (0.4)</p>
<p>Example Ia.04: ¹H-NMR (300.2 MHz, CDCl₃): 7.262 (8.7); 7.124 (3.2); 7.106 (3.1); 7.081 (1.1); 7.062 (3.0); 7.047 (1.6); 7.033 (1.2); 6.962 (0.5); 6.779 (0.9); 6.596 (0.5); 5.298 (16.0); 5.290 (0.4); 5.289 (0.4); 4.979 (1.6); 3.903 (6.0); 2.837 (1.5); 2.816 (3.1); 2.794 (2.0); 2.724 (0.9); 2.171 (1.5); 1.811 (1.2); 1.786 (1.8); 1.764 (1.7); 1.612 (7.9); 1.577 (1.4); 1.551 (1.7); 1.532 (1.2); 0.862 (5.0); 0.707 (0.5); 0.521 (2.3); 0.477 (1.9); 0.000 (6.1)</p>
<p>Example Ia.05: ¹H-NMR (400.1 MHz, d₆-DMSO): 7.123 (1.5); 6.988 (3.4); 6.889 (3.1); 6.853 (1.8); 6.759 (2.4); 5.761 (15.5); 4.739 (5.3); 3.808 (6.3); 3.316 (70.1); 2.747 (1.6); 2.731 (3.4); 2.714 (1.8); 2.682 (0.5); 2.677 (0.6); 2.673 (0.5); 2.668 (0.4); 2.637 (0.6); 2.531 (1.2); 2.517 (28.7); 2.513 (58.9); 2.508 (80.0); 2.504 (56.7); 2.499 (26.6); 2.463 (0.4); 2.340 (0.4); 2.335 (0.5); 2.331 (0.4); 2.216 (16.0); 1.996 (0.6); 1.750 (0.4); 1.733 (1.2); 1.715 (1.6); 1.697 (1.4); 1.680 (0.5); 1.494 (1.4); 1.474 (1.7); 1.457 (1.1); 1.255 (0.9); 0.883 (0.4); 0.866 (1.3); 0.849 (0.6); 0.795 (6.3); 0.580 (1.6); 0.567 (1.7); 0.535 (0.4); 0.488 (2.2)</p>
<p>Example Ia.06: ¹H-NMR (400.1 MHz, d₆-DMSO): 7.166 (0.4); 7.032 (0.9); 6.896 (0.6); 6.875 (2.8); 6.853 (1.5); 5.758 (16.0); 4.784 (1.2); 3.908 (4.7); 3.363 (0.7);</p>

3.313 (138.0); 3.263 (0.6); 2.734 (2.1); 2.719 (1.6); 2.687 (1.0); 2.682 (1.0); 2.677 (1.0); 2.562 (0.3); 2.558 (0.4); 2.553 (0.3); 2.530 (1.0); 2.517 (24.8); 2.512 (49.9); 2.508 (67.2); 2.503 (48.0); 2.499 (22.9); 2.463 (0.4); 2.458 (0.4); 2.340 (0.3); 2.335 (0.4); 2.330 (0.3); 2.217 (14.2); 1.716 (1.3); 1.487 (1.4); 0.830 (6.1); 0.458 (2.4)
Example Ia.07: ¹ H-NMR (400.1 MHz, d ₆ -DMSO): 7.268 (1.1); 7.248 (10.4); 7.236 (16.0); 7.137 (1.6); 7.059 (3.5); 7.003 (3.5); 6.868 (1.7); 5.752 (8.4); 4.658 (2.4); 4.056 (1.1); 4.038 (3.3); 4.020 (3.4); 4.002 (1.2); 3.889 (14.3); 3.362 (0.7); 3.311 (239.5); 3.263 (1.1); 3.028 (0.8); 2.987 (2.0); 2.975 (1.9); 2.964 (1.9); 2.946 (1.6); 2.893 (2.2); 2.862 (4.2); 2.843 (3.7); 2.824 (2.2); 2.805 (2.1); 2.669 (2.3); 2.645 (3.0); 2.547 (1.4); 2.504 (120.5); 2.500 (161.8); 2.496 (122.3); 2.327 (1.1); 2.279 (2.3); 2.263 (2.6); 2.247 (2.3); 2.231 (1.9); 2.085 (1.7); 1.987 (14.0); 1.954 (10.1); 1.932 (9.5); 1.278 (0.5); 1.246 (2.4); 1.192 (3.7); 1.174 (7.2); 1.157 (3.6); 0.874 (1.0); 0.858 (2.8); 0.840 (1.3); 0.642 (0.3); 0.615 (0.4); 0.484 (7.1); 0.000 (13.2)
Example Ia.08: ¹ H-NMR (400.1 MHz, d ₆ -DMSO): 7.250 (14.3); 7.240 (8.0); 7.237 (9.7); 7.218 (1.1); 7.102 (3.1); 6.967 (9.0); 6.952 (4.4); 6.942 (2.7); 6.832 (3.5); 5.760 (2.4); 4.672 (9.6); 4.047 (0.5); 4.029 (0.5); 3.807 (16.0); 3.320 (158.9); 3.270 (1.1); 3.039 (0.7); 3.023 (1.0); 3.011 (1.1); 3.000 (1.5); 2.984 (1.5); 2.972 (1.6); 2.955 (1.4); 2.870 (3.4); 2.852 (4.4); 2.833 (3.3); 2.813 (2.2); 2.698 (1.8); 2.686 (2.4); 2.682 (2.7); 2.673 (2.2); 2.548 (1.7); 2.518 (30.8); 2.513 (58.5); 2.509 (78.1); 2.504 (58.0); 2.500 (31.3); 2.468 (3.0); 2.340 (0.4); 2.335 (0.6); 2.331 (0.4); 2.290 (2.6); 2.274 (2.8); 2.257 (2.4); 2.241 (2.0); 2.093 (0.9); 1.996 (2.3); 1.974 (6.5); 1.951 (6.2); 1.253 (0.4); 1.201 (0.6); 1.183 (1.2); 1.165 (0.6); 0.866 (0.5); 0.607 (4.0); 0.591 (4.7); 0.554 (6.7)
Example Ia.09: ¹ H-NMR (300.2 MHz, CDCl ₃): 7.263 (11.3); 7.235 (1.7); 7.211 (5.8); 7.186 (7.5); 7.178 (4.3); 7.173 (5.3); 7.154 (1.8); 7.083 (3.3); 7.078 (3.2); 7.058 (3.5); 6.877 (2.5); 6.695 (1.3); 4.820 (1.0); 4.770 (3.1); 4.728 (3.9); 4.678 (1.2); 3.815 (16.0); 3.483 (0.9); 2.894 (0.5); 2.873 (0.5); 2.847 (1.3); 2.825 (1.5); 2.805 (1.5); 2.780 (3.3); 2.776 (2.8); 2.760 (2.7); 2.754 (2.4); 2.733 (1.0); 2.727 (1.0); 2.712 (1.0); 2.706 (0.9); 2.667 (1.5); 2.659 (1.6); 2.649 (1.4); 2.329 (1.4); 2.303 (1.6); 2.277 (0.8); 2.271 (0.9); 2.252 (1.1); 2.245 (1.0); 2.236 (1.4); 2.230 (1.3); 2.220 (0.9); 2.213 (1.2); 2.200 (0.8); 2.195 (1.0); 2.174 (1.6); 2.157 (0.4); 2.128 (1.4); 2.113 (1.0); 2.091 (1.2); 2.075 (1.0); 2.006 (6.0); 1.999 (0.4); 1.989 (1.6); 1.977 (2.0); 1.955 (1.6); 1.943 (2.3); 1.930 (1.4); 1.910 (0.8); 1.895 (0.9); 1.862 (7.0); 1.835 (6.2); 1.614 (3.4); 1.598 (0.6); 1.577 (0.9); 1.561 (1.1); 1.540 (1.1); 1.525 (0.8); 1.519 (1.0); 1.505 (0.7); 0.592 (8.5); 0.000 (8.7); -0.011 (0.3)
Example Ia.10: ¹ H-NMR (300.2 MHz, CDCl ₃): 7.266 (9.1); 7.239 (2.0); 7.217 (2.9); 7.211 (3.7); 7.190 (9.6); 7.158 (9.5); 7.137 (4.0); 6.941 (1.4); 6.759 (2.7); 6.576 (1.4); 4.914 (1.0); 4.726 (1.2); 4.682 (1.0); 4.572 (0.4); 3.899 (16.0); 2.953 (1.9); 2.881 (2.1); 2.879 (2.1); 2.849 (1.4); 2.827 (1.7); 2.805 (1.7); 2.770 (5.0); 2.752 (5.5); 2.727 (2.9); 2.707 (1.8); 2.360 (2.4); 2.334 (2.8); 2.279 (0.7); 2.264 (1.0); 2.244 (1.5); 2.228 (1.9); 2.194 (2.4); 2.153 (1.8); 2.115 (1.4); 2.101 (1.2); 2.035 (0.4); 2.000 (8.9); 1.986 (2.2); 1.942 (5.7); 1.915 (4.6); 1.684 (1.2); 1.593 (0.6); 1.556 (1.3); 1.535 (1.4); 1.514 (1.4); 1.483 (0.8); 1.474 (0.6); 1.461 (0.6); 0.535 (9.3); 0.000 (6.7)
Example Ia.11: ¹ H-NMR (400.1 MHz, d ₆ -DMSO): 7.295 (0.4); 7.282 (0.7); 7.280 (0.7); 7.245 (0.4); 7.151 (1.3); 7.132 (3.8); 7.114 (4.6); 7.099 (5.7); 7.093 (3.9); 7.084 (2.7); 7.062 (3.1); 7.043 (2.1); 6.958 (6.1); 6.823 (3.0); 4.638 (0.5); 4.547 (6.3); 3.788 (16.0); 3.308 (21.6); 3.025 (0.5); 2.803 (0.5); 2.781 (11.0); 2.674 (0.4); 2.669 (0.5); 2.665 (0.5); 2.605 (1.0); 2.555 (0.3); 2.550 (0.4); 2.523 (1.6); 2.510 (22.0); 2.505 (44.7); 2.501 (61.1); 2.496 (44.8); 2.492 (23.1); 2.332 (0.3); 2.327 (0.4); 2.323 (0.3); 1.988 (1.0); 1.955 (0.3); 1.722 (0.3); 1.700 (1.2); 1.678 (2.9); 1.643 (5.3); 1.635 (6.3); 1.614 (4.8); 1.544 (3.0); 1.526 (4.5); 1.509 (3.3); 1.441 (1.4); 1.365 (0.5); 1.339 (0.4); 1.329 (0.4); 1.298 (0.4); 1.281 (1.2); 1.245 (2.8); 1.193 (0.4); 1.175 (0.5); 1.157 (0.3); 1.124 (2.0); 0.875 (1.2); 0.858 (3.9); 0.841 (1.6); 0.669 (0.9); 0.652 (3.7); 0.639 (3.9); 0.635 (3.8); 0.622 (1.9); 0.600 (0.6); 0.583 (0.7); 0.535 (4.3); 0.000 (3.7)
Example Ia.12: ¹ H-NMR (400.1 MHz, d ₆ -DMSO): 7.295 (0.6); 7.284 (0.9); 7.165 (0.4); 7.151 (1.0); 7.131 (2.8); 7.117 (5.0); 7.103 (7.2); 7.084 (2.1); 6.996 (0.6); 6.968 (3.7); 6.834 (1.9); 5.753 (6.4); 4.540 (1.1); 4.410 (0.4); 3.915 (0.4); 3.908 (0.6); 3.869 (16.0); 3.308 (16.9); 3.026 (0.4); 2.831 (4.3); 2.670 (0.4); 2.579 (1.1); 2.505 (38.3); 2.501 (50.7); 2.496 (36.9); 2.450 (0.4); 2.327 (0.4); 1.988 (0.5); 1.702 (1.2); 1.680 (3.1); 1.639 (6.9); 1.617 (5.1); 1.527 (4.9); 1.509 (3.5); 1.464 (1.5); 1.448 (1.5); 1.385 (0.5); 1.373 (0.5); 1.341 (0.4); 1.284 (0.4); 1.269 (0.4); 1.236 (0.9); 1.128 (1.8); 0.858 (0.4); 0.522 (4.4); 0.000 (3.4)
Example Ia.13: ¹ H-NMR (300.2 MHz, d ₆ -DMSO): 7.228 (0.4); 7.217 (0.5); 7.209 (0.6); 7.196 (1.6); 7.187 (1.7); 7.175 (0.9); 7.152 (1.8); 7.138 (1.6); 7.130 (2.5); 7.104 (1.1); 7.015 (1.2); 6.977 (0.6); 6.953 (0.3); 6.837 (0.8); 5.758 (4.3); 5.469 (0.9); 5.421 (1.1); 5.049 (1.1); 5.001 (0.9); 4.607 (0.5); 4.581 (0.5); 4.041 (0.7); 4.017 (0.8); 3.868 (6.4); 3.817 (2.3); 3.326 (16.0); 2.876 (3.8); 2.793 (0.7); 2.780 (0.5); 2.771 (0.5); 2.757 (0.9); 2.751 (0.8); 2.733 (0.5); 2.513 (3.1); 2.508 (6.5); 2.502 (9.0); 2.496 (6.7); 2.490 (3.4); 2.300 (1.3); 1.989 (3.3); 1.649 (2.6); 1.530 (1.5); 1.297 (0.4); 1.236 (0.3); 1.198 (0.9); 1.174 (1.8); 1.151 (0.9); 1.127 (0.6); 0.926 (0.4); 0.912 (0.4); 0.902 (0.5); 0.891 (0.4); 0.850 (0.4); 0.838 (0.6); 0.774 (0.4); 0.755 (0.5); 0.740 (0.5); 0.682 (0.4); 0.675 (0.5); 0.668 (0.5); 0.662 (0.5); 0.643 (0.6); 0.635 (0.6); 0.625 (0.7); 0.615 (1.5); 0.601 (0.7); 0.590 (1.3); 0.570 (0.4); 0.000 (4.5)
Example II.01: ¹ H-NMR (400.1 MHz, d ₆ -DMSO): 7.417 (1.3); 7.413 (1.5); 7.398 (1.5); 7.395 (1.7); 7.252 (1.4); 7.248 (1.4); 7.235 (2.1); 7.230 (2.1); 7.176 (0.6); 7.172 (0.8); 7.158 (1.8); 7.154 (1.8); 7.140 (2.0); 7.137 (2.3); 7.132 (2.1); 7.119 (1.7); 7.115 (1.5); 7.100 (0.6); 7.097 (0.5); 3.956 (5.1); 3.943 (0.9); 3.311 (3.2); 2.508 (3.3); 2.504 (6.0); 2.500 (7.8); 2.495 (5.6); 2.144 (0.4);

2.135 (0.7); 2.127 (1.0); 2.118 (1.4); 2.110 (1.0); 2.102 (0.8); 2.093 (0.4); 1.271 (16.0); 1.263 (1.7); 0.757 (0.8); 0.739 (4.3); 0.734 (3.2); 0.710 (3.4); 0.708 (3.4); 0.703 (4.9); 0.700 (3.7); 0.685 (1.0); 0.393 (0.7); 0.381 (2.0); 0.376 (3.1); 0.365 (2.3); 0.359 (2.6); 0.351 (1.2); 0.328 (0.4); 0.314 (0.3); 0.300 (1.2); 0.291 (3.6); 0.286 (2.4); 0.282 (3.5); 0.277 (2.1); 0.265 (0.8); 0.000 (1.2)
Example II.02: 1H-NMR (300.2 MHz, CDCl ₃): 7.259 (5.2); 7.185 (0.3); 7.160 (1.3); 7.144 (2.3); 7.141 (2.7); 7.136 (2.8); 7.133 (2.2); 7.126 (3.4); 7.116 (0.6); 6.915 (0.8); 6.907 (0.9); 6.892 (0.7); 6.881 (1.0); 6.866 (1.1); 6.849 (0.7); 4.074 (6.4); 2.246 (0.4); 2.233 (0.7); 2.225 (0.9); 2.212 (1.4); 2.204 (0.6); 2.200 (0.9); 2.191 (0.8); 2.178 (0.5); 1.792 (0.4); 1.432 (1.7); 1.329 (16.0); 1.315 (1.1); 1.306 (0.6); 1.260 (0.6); 0.928 (0.4); 0.915 (0.5); 0.904 (0.7); 0.897 (0.5); 0.892 (0.7); 0.884 (0.6); 0.879 (0.6); 0.868 (0.4); 0.860 (0.3); 0.852 (0.4); 0.821 (3.7); 0.817 (3.8); 0.801 (4.2); 0.798 (4.5); 0.771 (0.5); 0.498 (0.4); 0.477 (1.7); 0.473 (1.8); 0.471 (2.0); 0.467 (1.6); 0.462 (1.6); 0.455 (1.6); 0.452 (1.8); 0.448 (2.6); 0.441 (2.0); 0.438 (1.9); 0.433 (1.8); 0.428 (2.4); 0.426 (3.0); 0.424 (2.8); 0.419 (3.1); 0.414 (2.0); 0.411 (1.8); 0.402 (0.7); 0.389 (0.6); 0.074 (0.3); 0.000 (3.9)
Example II.03: 1H-NMR (300.2 MHz, CDCl ₃): 7.261 (11.7); 6.825 (2.1); 6.798 (3.0); 6.683 (3.8); 6.656 (2.6); 5.995 (0.4); 5.942 (16.0); 3.977 (8.6); 3.749 (0.5); 2.242 (0.4); 2.229 (0.7); 2.220 (0.8); 2.208 (1.4); 2.200 (0.6); 2.195 (0.8); 2.187 (0.8); 2.174 (0.5); 2.084 (0.4); 2.079 (0.4); 2.076 (0.4); 1.621 (0.9); 1.332 (13.5); 1.318 (1.0); 1.255 (0.5); 0.870 (0.8); 0.849 (3.3); 0.836 (1.6); 0.803 (0.5); 0.787 (0.4); 0.754 (1.9); 0.742 (3.5); 0.736 (2.8); 0.731 (1.8); 0.720 (1.2); 0.468 (1.6); 0.462 (1.9); 0.458 (1.6); 0.453 (1.6); 0.446 (1.6); 0.443 (1.7); 0.438 (2.6); 0.431 (2.3); 0.425 (1.8); 0.421 (2.4); 0.416 (2.9); 0.410 (3.0); 0.403 (1.7); 0.394 (0.7); 0.381 (0.5); 0.000 (8.0); -0.011 (0.4)
Example II.04: 1H-NMR (300.2 MHz, CDCl ₃): 7.517 (0.3); 7.327 (0.5); 7.315 (2.2); 7.305 (3.3); 7.297 (3.7); 7.287 (3.3); 7.260 (5.8); 7.168 (2.2); 7.161 (2.0); 7.141 (1.5); 7.133 (1.4); 4.040 (9.8); 3.852 (0.6); 2.238 (0.5); 2.225 (0.9); 2.216 (1.1); 2.204 (1.6); 2.197 (0.7); 2.192 (1.0); 2.183 (1.0); 2.170 (0.5); 2.046 (1.4); 1.722 (0.8); 1.432 (0.9); 1.339 (0.3); 1.331 (1.3); 1.317 (16.0); 1.300 (0.6); 1.294 (0.6); 1.283 (0.6); 1.259 (0.9); 1.235 (0.9); 0.826 (1.0); 0.802 (4.1); 0.792 (3.8); 0.755 (4.1); 0.745 (4.3); 0.741 (3.4); 0.722 (1.3); 0.493 (0.4); 0.472 (2.0); 0.469 (2.1); 0.467 (2.3); 0.460 (1.7); 0.456 (1.8); 0.451 (1.9); 0.448 (2.1); 0.445 (2.5); 0.441 (2.0); 0.436 (1.8); 0.427 (1.8); 0.424 (1.7); 0.415 (3.4); 0.409 (3.1); 0.407 (2.8); 0.403 (2.2); 0.399 (2.0); 0.392 (0.9); 0.385 (0.5); 0.379 (0.6); 0.000 (4.0)
Example II.05: 1H-NMR (300.2 MHz, CDCl ₃): 7.256 (5.1); 7.251 (2.5); 7.225 (2.8); 7.148 (2.4); 7.144 (2.6); 7.022 (1.4); 7.017 (1.4); 6.996 (1.2); 6.992 (1.1); 4.049 (9.3); 2.300 (13.7); 2.251 (0.5); 2.238 (0.8); 2.230 (1.0); 2.227 (0.8); 2.217 (1.8); 2.209 (0.8); 2.204 (0.9); 2.197 (0.9); 2.184 (0.6); 2.045 (0.6); 1.720 (1.8); 1.320 (16.0); 1.259 (0.4); 0.819 (0.9); 0.810 (1.2); 0.797 (4.0); 0.786 (2.0); 0.770 (1.0); 0.739 (0.7); 0.724 (2.4); 0.712 (4.5); 0.707 (3.5); 0.699 (1.6); 0.691 (1.4); 0.466 (1.7); 0.458 (3.1); 0.452 (2.0); 0.444 (1.9); 0.437 (5.2); 0.431 (4.9); 0.427 (2.8); 0.423 (3.8); 0.418 (3.9); 0.415 (2.2); 0.412 (1.9); 0.402 (0.6); 0.388 (0.4); 0.000 (3.3)
Example II.06: 1H-NMR (300.2 MHz, d ₆ -DMSO): 7.136 (2.1); 7.008 (2.4); 6.992 (2.4); 6.975 (0.7); 6.963 (1.1); 6.956 (1.2); 6.887 (1.2); 3.971 (0.6); 3.870 (4.4); 3.661 (3.9); 3.655 (2.3); 3.328 (1.1); 3.252 (0.4); 2.514 (1.6); 2.508 (3.2); 2.501 (4.4); 2.495 (3.2); 2.489 (1.6); 2.320 (2.8); 2.286 (0.3); 2.271 (0.5); 2.209 (1.4); 2.191 (5.9); 2.159 (4.3); 2.142 (16.0); 2.120 (1.6); 2.110 (6.9); 2.099 (1.7); 2.094 (1.4); 2.087 (1.2); 2.077 (1.0); 2.072 (1.1); 2.064 (0.8); 2.060 (0.7); 2.051 (0.6); 2.039 (0.6); 1.981 (0.5); 1.743 (0.4); 1.617 (7.4); 1.356 (0.6); 1.328 (6.7); 1.318 (1.2); 1.305 (0.4); 1.263 (1.2); 1.236 (8.5); 1.227 (1.5); 1.220 (2.9); 1.177 (0.5); 0.772 (0.7); 0.751 (1.8); 0.741 (1.0); 0.728 (0.6); 0.720 (0.9); 0.710 (1.1); 0.704 (1.3); 0.689 (2.9); 0.682 (1.9); 0.674 (2.0); 0.663 (5.0); 0.656 (5.6); 0.641 (1.4); 0.631 (0.8); 0.392 (0.5); 0.385 (0.6); 0.376 (1.7); 0.370 (2.6); 0.365 (2.4); 0.354 (2.5); 0.349 (2.6); 0.343 (2.0); 0.337 (1.2); 0.332 (1.0); 0.321 (0.6); 0.311 (0.7); 0.304 (0.5); 0.294 (0.9); 0.283 (2.0); 0.276 (1.4); 0.271 (1.8); 0.265 (1.4); 0.257 (1.9); 0.250 (1.8); 0.245 (1.9); 0.239 (1.5); 0.223 (0.6); 0.059 (0.5); 0.000 (4.5); -0.236 (0.4)
Example II.07: 1H-NMR (300.2 MHz, CDCl ₃): 7.510 (5.0); 7.418 (6.6); 7.300 (4.8); 4.215 (13.5); 4.059 (10.1); 3.830 (0.4); 3.525 (0.7); 2.278 (0.4); 2.266 (0.9); 2.257 (1.0); 2.244 (1.5); 2.238 (0.8); 2.232 (1.0); 2.223 (0.9); 2.211 (0.5); 1.686 (4.4); 1.339 (16.0); 0.845 (0.5); 0.817 (5.0); 0.798 (3.7); 0.792 (5.6); 0.764 (0.7); 0.542 (0.6); 0.521 (1.9); 0.516 (2.2); 0.506 (2.3); 0.500 (2.0); 0.496 (2.1); 0.493 (2.4); 0.488 (1.7); 0.484 (1.7); 0.468 (2.3); 0.456 (3.5); 0.453 (3.3); 0.448 (2.6); 0.441 (2.0); 0.433 (1.0); 0.420 (0.6); 0.413 (0.4); 0.037 (4.6)
Example II.08: 1H-NMR (400.1 MHz, d ₆ -DMSO): 7.134 (1.1); 6.999 (2.5); 6.861 (5.2); 6.595 (3.4); 4.831 (2.8); 3.812 (5.7); 3.749 (16.0); 3.670 (15.2); 3.308 (30.9); 2.826 (0.4); 2.523 (0.8); 2.509 (14.4); 2.505 (28.9); 2.500 (38.8); 2.496 (27.4); 2.491 (12.8); 1.988 (0.5); 1.278 (6.8); 1.248 (0.4); 0.859 (0.4); 0.794 (0.6); 0.777 (2.5); 0.742 (2.0); 0.735 (2.8); 0.719 (0.7); 0.663 (1.5); 0.649 (1.5); 0.524 (1.7); 0.000 (4.6)
Example II.09: 1H-NMR (300.2 MHz, CDCl ₃): 7.522 (2.6); 7.515 (2.7); 7.289 (1.1); 7.282 (1.0); 7.260 (5.5); 7.255 (2.2); 7.196 (4.2); 7.169 (2.3); 4.056 (10.2); 2.253 (0.4); 2.241 (0.8); 2.232 (1.0); 2.219 (1.5); 2.212 (0.7); 2.207 (0.9); 2.198 (0.9); 2.186 (0.5); 1.725 (0.9); 1.640 (0.6); 1.491 (4.8); 1.300 (16.0); 0.794 (0.6); 0.767 (4.7); 0.743 (3.4); 0.737 (5.2); 0.710 (0.9); 0.575 (0.3); 0.504 (0.4); 0.483 (1.9); 0.478 (2.2); 0.472 (1.6); 0.468 (1.7); 0.462 (1.8); 0.455 (2.5); 0.447 (1.8); 0.440 (1.8); 0.437 (1.7); 0.428 (3.4); 0.423 (3.1); 0.413 (2.0); 0.405 (0.8); 0.397 (0.3); 0.392 (0.5); 0.000 (4.9)
Example II.10: 1H-NMR (300.2 MHz, d ₆ -DMSO):

7.478 (2.7); 7.471 (2.7); 7.268 (2.3); 7.240 (4.2); 7.184 (2.1); 7.176 (2.0); 7.156 (1.1); 7.148 (1.1); 3.943 (7.5); 3.323 (7.5); 2.810 (0.3); 2.514 (2.5); 2.508 (5.4); 2.502 (7.4); 2.496 (5.5); 2.490 (2.7); 2.127 (0.4); 2.114 (0.8); 2.104 (1.0); 2.093 (1.5); 2.081 (1.0); 2.071 (0.9); 2.059 (0.5); 1.742 (0.6); 1.359 (0.3); 1.252 (16.0); 0.723 (14.1); 0.403 (0.5); 0.394 (0.6); 0.386 (1.7); 0.380 (2.8); 0.365 (2.0); 0.358 (2.5); 0.347 (1.4); 0.336 (0.7); 0.321 (0.5); 0.302 (1.5); 0.291 (3.3); 0.284 (2.3); 0.280 (2.8); 0.273 (2.1); 0.262 (0.8); 0.256 (0.8); 0.000 (7.5); -0.011 (0.4)
Example II.11: 1H-NMR (300.2 MHz, d6-DMSO): 7.285 (1.6); 7.264 (1.9); 7.257 (3.1); 7.248 (1.5); 7.236 (1.9); 7.222 (1.3); 7.212 (1.3); 6.956 (0.9); 6.946 (0.8); 6.928 (1.5); 6.918 (1.4); 6.899 (0.7); 6.890 (0.7); 3.951 (7.4); 3.322 (8.0); 2.788 (0.3); 2.514 (2.6); 2.508 (5.6); 2.502 (7.8); 2.495 (5.8); 2.489 (2.8); 2.131 (0.4); 2.119 (0.8); 2.109 (1.0); 2.097 (1.5); 2.090 (0.7); 2.085 (1.0); 2.076 (0.9); 2.063 (0.5); 1.349 (0.3); 1.304 (0.4); 1.250 (16.0); 0.717 (6.6); 0.713 (6.8); 0.710 (7.4); 0.680 (0.5); 0.401 (0.5); 0.392 (0.6); 0.384 (1.8); 0.378 (2.7); 0.366 (1.7); 0.362 (2.1); 0.355 (2.6); 0.345 (1.4); 0.336 (0.8); 0.319 (0.6); 0.302 (1.4); 0.291 (3.3); 0.285 (2.3); 0.280 (2.8); 0.273 (2.1); 0.262 (0.8); 0.256 (0.8); 0.000 (10.4); -0.011 (0.5)
Example II.12: 1H-NMR (300.2 MHz, d6-DMSO): 7.211 (2.9); 7.128 (2.6); 7.102 (3.3); 6.935 (1.7); 6.909 (1.4); 3.913 (7.0); 3.322 (12.7); 2.507 (10.3); 2.501 (13.7); 2.495 (10.4); 2.233 (14.8); 2.148 (0.4); 2.136 (0.8); 2.126 (1.1); 2.114 (1.5); 2.103 (1.0); 2.093 (0.9); 2.081 (0.5); 1.243 (16.0); 0.723 (0.4); 0.695 (5.9); 0.673 (6.7); 0.646 (0.9); 0.402 (0.5); 0.380 (3.0); 0.365 (2.2); 0.358 (2.7); 0.347 (1.4); 0.338 (0.6); 0.320 (0.5); 0.303 (1.5); 0.292 (3.6); 0.280 (3.2); 0.257 (0.8); 0.000 (12.5)
Example II.13: 1H-NMR (400.1 MHz, d6-DMSO): 7.161 (2.5); 7.158 (2.6); 7.124 (2.7); 7.113 (0.3); 7.105 (3.3); 7.097 (0.6); 7.082 (0.4); 6.932 (1.4); 6.928 (1.5); 6.912 (1.2); 6.909 (1.2); 3.893 (5.4); 3.318 (3.7); 2.518 (3.6); 2.513 (7.7); 2.509 (10.8); 2.504 (8.1); 2.500 (4.2); 2.252 (0.9); 2.229 (14.4); 1.930 (0.4); 1.366 (0.3); 1.350 (0.9); 1.300 (15.4); 1.260 (16.0); 1.235 (0.4); 0.732 (0.9); 0.714 (4.1); 0.708 (3.6); 0.692 (0.4); 0.682 (3.4); 0.675 (4.5); 0.671 (3.6); 0.658 (1.3); 0.570 (1.1); 0.560 (3.7); 0.555 (4.0); 0.546 (1.6); 0.360 (1.8); 0.351 (5.4); 0.346 (5.6); 0.336 (1.6)
Example II.14: 1H-NMR (400.1 MHz, d6-DMSO): 7.158 (2.8); 7.138 (6.6); 7.097 (0.4); 6.977 (1.6); 6.975 (1.5); 6.958 (1.3); 6.955 (1.3); 4.030 (0.4); 4.019 (4.7); 4.002 (5.0); 3.548 (0.9); 3.531 (1.7); 3.514 (0.8); 3.319 (1.9); 2.873 (0.7); 2.518 (2.9); 2.513 (5.9); 2.509 (8.1); 2.504 (5.8); 2.500 (2.8); 2.253 (1.0); 2.236 (14.8); 1.996 (1.0); 1.367 (0.4); 1.350 (0.8); 1.266 (16.0); 1.246 (0.5); 1.226 (1.5); 1.213 (4.1); 1.206 (4.4); 1.195 (1.9); 1.184 (0.7); 1.167 (0.4); 1.131 (0.7); 1.119 (2.2); 1.112 (2.1); 1.101 (0.9); 1.024 (2.2); 1.012 (4.5); 1.005 (4.4); 0.993 (1.6); 0.892 (0.9); 0.881 (2.2); 0.874 (2.2); 0.862 (0.7); 0.752 (0.8); 0.734 (4.4); 0.717 (0.5); 0.707 (3.3); 0.701 (4.8); 0.683 (0.9)
Example II.15: 1H-NMR (300.2 MHz, CDCl3): 7.290 (1.2); 7.285 (1.3); 7.264 (1.6); 7.260 (2.0); 7.257 (2.1); 7.240 (1.2); 7.235 (1.3); 7.214 (2.1); 7.209 (1.7); 7.134 (2.2); 7.109 (2.6); 7.083 (1.1); 4.098 (4.0); 4.090 (4.3); 4.044 (0.4); 2.236 (0.4); 2.223 (0.7); 2.215 (0.9); 2.202 (1.4); 2.196 (0.6); 2.190 (0.8); 2.181 (0.8); 2.169 (0.5); 1.765 (0.9); 1.347 (16.0); 1.266 (0.4); 0.901 (0.4); 0.892 (0.8); 0.875 (10.6); 0.869 (4.3); 0.862 (3.3); 0.851 (1.1); 0.844 (0.7); 0.837 (0.4); 0.495 (0.4); 0.474 (1.6); 0.470 (2.3); 0.466 (1.6); 0.463 (1.5); 0.459 (1.8); 0.455 (1.3); 0.452 (1.4); 0.448 (2.3); 0.444 (2.3); 0.439 (1.9); 0.434 (1.8); 0.430 (1.4); 0.424 (2.5); 0.420 (3.2); 0.416 (2.7); 0.414 (2.6); 0.407 (1.6); 0.398 (0.7); 0.385 (0.5); 0.000 (1.7)
Example II.20: 1H-NMR (400.0 MHz, d6-DMSO): 9.514 (0.5); 9.445 (1.5); 7.953 (0.6); 7.654 (9.4); 7.648 (9.9); 7.585 (9.7); 7.564 (13.3); 7.459 (6.7); 7.453 (6.3); 7.438 (5.0); 7.432 (4.7); 4.337 (16.0); 3.329 (65.0); 2.890 (4.5); 2.747 (1.8); 2.737 (2.4); 2.730 (6.5); 2.720 (2.4); 2.712 (1.7); 2.675 (1.5); 2.671 (1.9); 2.666 (1.5); 2.524 (8.4); 2.511 (120.3); 2.506 (235.6); 2.502 (305.6); 2.497 (219.4); 2.493 (107.0); 2.333 (1.3); 2.328 (1.8); 2.324 (1.3); 1.842 (4.3); 1.829 (13.8); 1.822 (13.7); 1.810 (5.5); 1.771 (0.6); 1.649 (0.6); 1.610 (5.5); 1.598 (13.2); 1.591 (13.8); 1.577 (4.2); 1.269 (0.5); 1.253 (0.7); 1.236 (1.1); 0.900 (1.7); 0.878 (7.4); 0.873 (7.0); 0.861 (2.6); 0.824 (0.8); 0.806 (0.7); 0.784 (2.5); 0.767 (7.1); 0.752 (7.2); 0.735 (1.5); 0.697 (0.4); 0.683 (0.6); 0.008 (1.0); 0.000 (26.4); -0.009 (1.0); -0.081 (0.4)
Example II.22: 1H-NMR (300.2 MHz, CDCl3): 7.304 (1.7); 7.300 (5.7); 7.278 (1.8); 7.203 (1.4); 7.050 (0.8); 7.046 (0.7); 7.024 (0.7); 7.020 (0.6); 4.142 (2.3); 4.042 (5.8); 3.428 (6.4); 3.298 (0.6); 3.278 (16.0); 3.264 (0.5); 2.806 (0.4); 2.346 (8.1); 2.328 (0.6); 2.281 (0.5); 2.273 (0.6); 2.260 (1.0); 2.252 (0.5); 2.247 (0.6); 2.239 (0.6); 2.226 (0.3); 2.069 (0.4); 2.055 (0.6); 1.749 (0.6); 1.675 (0.3); 1.424 (0.4); 1.399 (0.4); 1.390 (0.4); 1.364 (0.7); 1.352 (0.6); 1.340 (0.7); 1.323 (0.6); 1.317 (0.6); 1.300 (0.9); 1.272 (0.4); 1.258 (0.4); 1.250 (0.3); 1.101 (0.4); 1.092 (0.4); 1.079 (0.5); 1.069 (0.5); 1.050 (0.4); 1.043 (0.4); 1.020 (0.4); 0.988 (0.7); 0.965 (1.7); 0.956 (1.5); 0.943 (4.0); 0.931 (3.1); 0.923 (1.6); 0.918 (1.8); 0.910 (2.3); 0.885 (1.1); 0.880 (2.3); 0.873 (1.6); 0.861 (2.4); 0.846 (0.8); 0.838 (0.8); 0.824 (0.4); 0.536 (0.4); 0.515 (1.1); 0.509 (1.5); 0.501 (1.3); 0.493 (1.2); 0.490 (1.3); 0.486 (2.0); 0.479 (2.2); 0.470 (1.8); 0.465 (2.1); 0.460 (2.2); 0.452 (1.3); 0.443 (0.7); 0.434 (0.6); 0.430 (0.6); 0.422 (0.7); 0.410 (0.4); 0.406 (0.4); 0.377 (0.4); 0.359 (0.4); 0.038 (5.0)
Example II.23: 1H-NMR (300.2 MHz, d6-DMSO): 7.433 (1.3); 7.408 (1.4); 7.402 (1.4); 7.222 (0.3); 7.216 (0.4); 7.199 (0.5); 7.193 (1.0); 7.186 (0.7); 7.179 (0.9); 7.172 (1.6); 7.165 (1.9); 7.155 (2.4); 7.149 (2.5); 7.144 (2.5); 7.135 (2.0); 7.129 (2.0); 7.113 (0.9); 7.108 (1.0); 7.087 (0.4); 7.082 (0.4); 7.056 (0.4); 7.051 (0.4); 7.032 (0.4); 5.168 (0.5); 5.162 (0.5); 4.843 (0.4); 4.839 (0.4); 4.836 (0.4); 3.932 (6.0); 3.888 (0.3); 3.682 (1.5); 3.327 (1.7); 2.848 (0.7); 2.514 (1.4); 2.508 (2.7); 2.502 (3.6); 2.495 (2.7); 2.489 (1.5); 2.334 (0.5); 2.309 (0.5); 2.305 (0.4); 2.138 (0.3); 2.126 (0.7); 2.116 (0.9); 2.104 (1.3); 2.092 (0.9); 2.082 (0.8); 2.070 (0.5); 2.035 (0.4); 1.604 (0.6); 1.489 (0.8); 1.472 (0.8); 1.005 (1.0); 0.980 (2.0);

0.955 (1.0); 0.881 (0.4); 0.760 (3.5); 0.736 (7.5); 0.711 (3.6); 0.698 (16.0); 0.650 (0.5); 0.583 (0.5); 0.392 (0.6); 0.384 (0.6); 0.376 (1.5); 0.370 (2.3); 0.358 (1.5); 0.354 (1.8); 0.347 (2.3); 0.337 (1.7); 0.325 (0.9); 0.315 (0.6); 0.310 (0.6); 0.304 (0.4); 0.291 (1.4); 0.280 (2.8); 0.273 (2.0); 0.268 (2.4); 0.261 (1.8); 0.252 (0.8); 0.245 (0.7); 0.238 (0.5); 0.226 (0.8); 0.219 (0.5); 0.215 (0.7); 0.207 (0.5); 0.000 (4.0)
Example II.24: 1H-NMR (300.2 MHz, CDCl ₃): 7.532 (1.0); 7.506 (1.9); 7.480 (2.2); 7.455 (1.5); 7.428 (0.8); 7.261 (2.6); 4.114 (5.5); 2.237 (0.6); 2.228 (0.8); 2.216 (1.2); 2.208 (0.6); 2.203 (0.7); 2.194 (0.7); 2.182 (0.4); 1.942 (0.5); 1.906 (0.7); 1.523 (0.7); 0.830 (3.6); 0.805 (7.4); 0.786 (16.0); 0.504 (0.3); 0.483 (1.4); 0.478 (1.7); 0.472 (1.2); 0.468 (1.4); 0.455 (2.0); 0.447 (1.4); 0.441 (1.4); 0.437 (1.3); 0.428 (2.5); 0.422 (2.4); 0.405 (0.6); 0.392 (0.4); 0.000 (3.2)
Example II.25: 1H-NMR (400.1 MHz, d ₆ -DMSO): 7.428 (2.1); 7.407 (2.5); 7.197 (1.7); 7.192 (1.8); 7.177 (1.4); 7.171 (1.7); 7.132 (0.3); 7.126 (3.4); 7.120 (2.9); 7.108 (0.5); 7.102 (0.4); 5.707 (11.0); 3.864 (6.3); 3.853 (1.1); 3.813 (0.4); 3.265 (0.3); 2.470 (1.6); 2.466 (3.1); 2.461 (4.3); 2.457 (3.2); 2.452 (1.7); 2.120 (0.5); 2.071 (0.4); 2.062 (0.8); 2.054 (0.9); 2.045 (1.5); 2.037 (1.0); 2.029 (0.8); 2.020 (0.4); 1.438 (0.8); 0.719 (3.8); 0.711 (1.1); 0.701 (8.2); 0.692 (2.6); 0.683 (16.0); 0.663 (2.6); 0.633 (0.4); 0.338 (0.6); 0.327 (1.7); 0.322 (2.6); 0.311 (2.0); 0.305 (2.2); 0.296 (1.1); 0.275 (0.4); 0.267 (0.3); 0.238 (1.1); 0.229 (3.0); 0.224 (2.2); 0.221 (3.0); 0.215 (2.0); 0.213 (1.7); 0.204 (0.8)
Example II.26: 1H-NMR (400.1 MHz, d ₆ -DMSO): 7.304 (2.2); 7.284 (2.4); 6.984 (7.0); 6.966 (1.9); 3.891 (8.8); 2.517 (2.4); 2.513 (4.9); 2.508 (6.7); 2.504 (4.8); 2.499 (2.3); 2.422 (0.7); 2.402 (0.4); 2.245 (16.0); 2.124 (0.5); 2.115 (1.1); 2.107 (1.3); 2.098 (2.1); 2.089 (1.3); 2.082 (1.1); 2.073 (0.6); 1.474 (1.0); 0.763 (5.1); 0.744 (10.8); 0.734 (1.0); 0.726 (4.8); 0.686 (14.5); 0.382 (0.8); 0.370 (2.4); 0.365 (3.8); 0.354 (2.8); 0.349 (3.1); 0.340 (1.4); 0.324 (0.4); 0.318 (0.4); 0.314 (0.4); 0.303 (0.4); 0.286 (1.5); 0.277 (4.3); 0.272 (3.0); 0.268 (4.1); 0.263 (2.6); 0.251 (0.9)
Example II.27: 1H-NMR (300.2 MHz, CDCl ₃): 7.261 (14.1); 7.049 (4.8); 7.016 (5.1); 4.048 (0.7); 4.030 (11.6); 2.254 (2.0); 2.240 (2.1); 2.234 (2.3); 2.230 (2.3); 2.217 (13.6); 2.212 (14.0); 2.200 (2.8); 2.186 (1.3); 2.166 (0.5); 2.160 (0.5); 1.483 (1.2); 1.460 (1.2); 1.292 (0.9); 1.253 (0.7); 0.858 (0.4); 0.850 (0.3); 0.822 (7.6); 0.797 (16.0); 0.773 (7.0); 0.747 (0.9); 0.719 (9.4); 0.705 (7.6); 0.676 (1.1); 0.509 (0.5); 0.483 (3.0); 0.479 (4.8); 0.473 (3.0); 0.461 (5.7); 0.456 (8.2); 0.447 (6.1); 0.443 (6.0); 0.439 (3.3); 0.425 (1.0); 0.411 (0.5); 0.000 (10.5); -0.011 (0.5)
Example II.28: 1H-NMR (400.1 MHz, d ₆ -DMSO): 7.912 (1.0); 7.849 (0.6); 7.807 (2.6); 7.722 (1.1); 7.482 (2.0); 7.463 (3.1); 7.391 (3.8); 7.371 (3.3); 7.350 (0.7); 4.060 (0.3); 4.042 (0.9); 4.024 (1.0); 4.001 (7.9); 3.988 (3.4); 3.957 (3.3); 3.948 (1.3); 3.932 (1.7); 3.905 (0.4); 3.505 (0.5); 3.489 (1.0); 3.473 (0.5); 3.386 (0.6); 3.370 (1.2); 3.354 (0.7); 3.307 (0.4); 2.632 (0.6); 2.615 (1.1); 2.597 (0.7); 2.586 (1.0); 2.578 (0.5); 2.568 (1.3); 2.565 (1.2); 2.549 (1.4); 2.529 (0.9); 2.513 (7.6); 2.509 (14.0); 2.504 (18.3); 2.500 (13.1); 2.496 (6.6); 2.476 (0.5); 2.459 (0.4); 2.454 (0.4); 2.333 (0.3); 2.205 (0.3); 2.199 (0.8); 2.123 (0.5); 2.114 (0.9); 2.107 (1.2); 2.098 (1.8); 2.089 (1.2); 2.082 (1.0); 2.073 (0.5); 1.990 (3.9); 1.919 (0.4); 1.914 (0.5); 1.906 (0.7); 1.897 (0.6); 1.889 (0.5); 1.880 (0.3); 1.664 (0.8); 1.645 (1.0); 1.636 (0.9); 1.627 (1.1); 1.620 (1.0); 1.610 (0.8); 1.603 (0.9); 1.588 (0.6); 1.567 (0.6); 1.510 (1.9); 1.360 (0.5); 1.196 (1.1); 1.178 (2.1); 1.160 (1.0); 1.051 (0.9); 1.035 (0.9); 0.812 (0.5); 0.773 (5.9); 0.764 (8.1); 0.758 (8.6); 0.746 (16.0); 0.740 (13.0); 0.727 (8.6); 0.722 (7.2); 0.440 (0.4); 0.424 (1.5); 0.412 (1.4); 0.407 (1.3); 0.393 (0.9); 0.381 (2.1); 0.376 (3.2); 0.365 (2.4); 0.359 (2.7); 0.350 (1.3); 0.340 (0.4); 0.335 (0.5); 0.329 (0.6); 0.325 (0.7); 0.314 (0.6); 0.309 (0.4); 0.297 (1.4); 0.288 (3.9); 0.283 (2.9); 0.279 (4.0); 0.274 (3.0); 0.270 (3.0); 0.262 (2.3); 0.254 (1.3); 0.244 (0.5); 0.113 (0.5); 0.107 (0.4); 0.104 (0.4); 0.098 (0.4); 0.000 (1.7)
Example II.29: 1H-NMR (400.1 MHz, d ₆ -DMSO): 9.751 (2.1); 7.912 (5.8); 7.906 (6.0); 7.378 (2.6); 7.373 (2.7); 7.358 (4.2); 7.352 (4.3); 7.302 (8.0); 7.282 (4.7); 4.432 (8.3); 3.317 (12.3); 2.806 (0.5); 2.796 (1.0); 2.788 (1.5); 2.779 (1.9); 2.769 (1.5); 2.761 (1.1); 2.751 (0.5); 2.510 (10.9); 2.506 (21.6); 2.501 (28.8); 2.497 (20.7); 2.493 (10.0); 1.450 (1.1); 1.259 (1.1); 1.091 (0.4); 1.045 (1.2); 1.028 (4.7); 1.023 (4.9); 1.018 (4.6); 1.006 (1.5); 0.859 (0.3); 0.839 (0.7); 0.818 (2.1); 0.799 (16.0); 0.790 (12.1); 0.762 (7.6); 0.743 (15.0); 0.725 (6.5); 0.000 (4.2)
Example II.30: 1H-NMR (400.1 MHz, CDCl ₃): 7.284 (0.5); 7.240 (2.8); 7.238 (2.9); 7.204 (3.0); 7.184 (3.7); 7.023 (1.6); 7.020 (1.6); 7.004 (1.4); 7.001 (1.3); 4.100 (9.6); 2.365 (16.0); 2.312 (0.5); 2.303 (1.0); 2.296 (1.2); 2.287 (1.9); 2.281 (0.8); 2.277 (1.1); 2.271 (1.0); 2.261 (0.6); 1.818 (0.8); 1.563 (0.9); 1.558 (0.9); 0.948 (0.4); 0.885 (5.6); 0.866 (11.4); 0.848 (5.1); 0.816 (0.9); 0.800 (4.6); 0.793 (3.4); 0.765 (3.0); 0.758 (3.9); 0.741 (1.0); 0.545 (0.5); 0.530 (2.2); 0.525 (2.6); 0.519 (2.0); 0.514 (2.0); 0.508 (3.3); 0.502 (3.0); 0.495 (3.0); 0.492 (3.6); 0.487 (3.7); 0.481 (2.0); 0.475 (0.6); 0.465 (0.5); 0.065 (0.5)
Example II.31: 1H-NMR (400.1 MHz, d ₆ -DMSO): 7.185 (1.1); 7.169 (1.3); 7.165 (2.4); 7.150 (2.3); 7.145 (1.8); 7.130 (1.6); 7.009 (2.8); 7.006 (3.7); 6.989 (3.7); 6.987 (3.0); 6.972 (1.6); 6.967 (2.0); 6.964 (1.6); 6.946 (1.3); 6.943 (1.2); 3.931 (8.8); 3.929 (9.0); 3.272 (1.9); 2.828 (1.2); 2.472 (3.5); 2.468 (7.3); 2.463 (10.0); 2.459 (7.1); 2.454 (3.3); 2.142 (0.8); 2.133 (1.6); 2.125 (2.3); 2.117 (3.7); 2.109 (2.1); 2.101 (1.5); 2.092 (0.8); 1.509 (0.7); 1.490 (1.2); 1.473 (1.2); 0.750 (0.4); 0.737 (1.1); 0.721 (5.7); 0.713 (3.5); 0.704 (7.0); 0.686 (16.0); 0.676 (5.7); 0.668 (7.4); 0.659 (1.9); 0.377 (1.0); 0.366 (3.1); 0.361 (4.6); 0.350 (4.0); 0.344 (3.7); 0.335 (1.6); 0.313 (0.3); 0.248 (1.5); 0.239 (5.0); 0.230 (4.5); 0.224 (3.4); 0.213 (1.1)
Example II.32: 1H-NMR (300.2 MHz, CDCl ₃):

7.324 (4.2); 7.297 (5.9); 7.261 (15.9); 7.221 (5.8); 7.214 (7.5); 7.171 (4.5); 7.164 (3.6); 7.144 (3.2); 7.137 (2.7); 4.025 (14.9); 2.230 (0.8); 2.217 (1.7); 2.208 (2.0); 2.196 (3.0); 2.189 (1.4); 2.184 (1.9); 2.175 (1.8); 2.162 (1.0); 1.692 (0.9); 1.440 (1.2); 1.317 (0.4); 1.296 (0.7); 1.272 (2.1); 1.247 (3.1); 1.222 (2.8); 1.195 (1.7); 1.170 (0.6); 0.836 (7.9); 0.812 (16.0); 0.788 (6.7); 0.761 (9.9); 0.743 (9.2); 0.715 (0.9); 0.493 (0.4); 0.488 (0.9); 0.478 (0.3); 0.467 (3.6); 0.462 (4.1); 0.455 (3.2); 0.452 (3.4); 0.446 (3.4); 0.443 (3.6); 0.439 (4.5); 0.436 (3.5); 0.431 (3.2); 0.421 (3.4); 0.418 (3.2); 0.409 (6.3); 0.404 (5.8); 0.401 (4.9); 0.397 (3.9); 0.393 (3.4); 0.386 (1.3); 0.380 (0.7); 0.373 (0.9); 0.011 (0.4); 0.000 (10.7); -0.011 (0.4)
Example II.33: ¹ H-NMR (499.9 MHz, d ₆ -DMSO): 9.738 (1.1); 7.646 (4.1); 7.170 (2.4); 7.154 (3.8); 7.103 (2.6); 7.088 (1.7); 4.388 (3.8); 3.338 (1.1); 2.741 (1.3); 2.502 (1.6); 2.274 (16.0); 1.164 (1.8); 1.150 (1.8); 1.049 (1.0); 1.036 (3.7); 1.032 (3.8); 1.019 (1.1); 0.795 (5.2); 0.781 (11.0); 0.769 (12.3); 0.750 (4.0); 0.000 (0.6)
Example II.34: ¹ H-NMR (400.1 MHz, d ₆ -DMSO): 9.855 (1.4); 7.713 (3.3); 7.422 (3.2); 7.402 (3.8); 7.213 (1.9); 7.211 (1.9); 7.194 (1.6); 7.192 (1.6); 4.508 (4.1); 2.810 (1.0); 2.802 (0.8); 2.612 (0.5); 2.530 (0.4); 2.517 (6.1); 2.513 (12.4); 2.508 (17.0); 2.504 (12.6); 2.499 (6.5); 2.322 (16.0); 2.294 (0.5); 2.278 (0.3); 2.244 (0.4); 1.527 (0.9); 1.507 (4.0); 1.495 (3.9); 1.471 (3.8); 1.458 (4.3); 1.438 (1.1); 1.087 (0.7); 1.074 (2.6); 1.071 (2.8); 1.065 (3.0); 1.061 (2.9); 1.049 (1.1); 0.831 (0.8); 0.830 (0.8); 0.817 (2.6); 0.813 (3.2); 0.799 (3.0); 0.796 (2.9); 0.782 (0.9); 0.780 (0.9); 0.761 (0.3); 0.750 (0.3); 0.744 (0.3); 0.741 (0.3); 0.738 (0.3)
Example II.35: ¹ H-NMR (400.1 MHz, d ₆ -DMSO): 9.657 (1.6); 7.593 (3.3); 7.132 (1.9); 7.113 (4.8); 7.091 (2.5); 7.088 (2.5); 7.071 (1.0); 7.068 (1.0); 4.402 (3.8); 3.306 (0.6); 2.751 (0.9); 2.481 (4.4); 2.477 (8.9); 2.472 (12.0); 2.468 (8.6); 2.463 (4.2); 2.253 (16.0); 1.018 (0.8); 1.002 (3.5); 0.995 (3.5); 0.981 (2.3); 0.968 (1.0); 0.961 (0.9); 0.948 (0.6); 0.789 (0.8); 0.775 (2.6); 0.772 (3.0); 0.758 (2.9); 0.755 (2.7); 0.741 (0.7); 0.712 (1.0); 0.695 (4.7); 0.688 (3.2); 0.662 (3.2); 0.656 (4.7); 0.638 (0.9); 0.295 (0.9); 0.284 (2.8); 0.280 (2.9); 0.275 (1.4); 0.270 (1.4); 0.263 (2.8); 0.260 (2.8); 0.249 (1.0); 0.014 (1.1); 0.003 (3.2); 0.000 (3.7); -0.011 (3.3); -0.013 (3.3); -0.025 (0.9)
Example II.36: ¹ H-NMR (300.2 MHz, CDCl ₃): 7.454 (4.2); 7.449 (2.7); 7.435 (3.7); 7.429 (6.4); 7.425 (4.2); 7.371 (1.6); 7.365 (1.8); 7.346 (3.7); 7.341 (3.1); 7.321 (2.2); 7.316 (2.0); 7.306 (2.9); 7.300 (3.8); 7.281 (3.2); 7.276 (2.9); 7.257 (1.1); 7.252 (1.0); 6.177 (3.2); 5.983 (6.6); 5.789 (3.3); 4.071 (16.0); 2.313 (0.8); 2.301 (1.6); 2.292 (1.9); 2.280 (2.7); 2.275 (1.7); 2.267 (1.8); 2.258 (1.7); 2.246 (0.9); 1.788 (2.0); 1.335 (2.6); 1.319 (7.9); 1.313 (7.9); 1.298 (3.5); 1.246 (0.4); 1.063 (0.9); 1.055 (1.9); 1.048 (3.1); 1.040 (5.5); 1.033 (5.6); 1.026 (3.1); 1.017 (1.7); 1.009 (0.9); 0.551 (1.0); 0.546 (0.9); 0.532 (3.2); 0.528 (4.6); 0.514 (3.0); 0.510 (3.6); 0.507 (4.1); 0.505 (4.1); 0.493 (3.3); 0.471 (1.5); 0.464 (2.5); 0.453 (6.8); 0.447 (3.7); 0.441 (4.2); 0.434 (3.7); 0.429 (1.6); 0.417 (1.4); 0.068 (1.1)
Example II.37: ¹ H-NMR (300.2 MHz, CDCl ₃): 7.562 (4.8); 7.555 (5.2); 7.359 (2.3); 7.352 (2.1); 7.332 (3.8); 7.325 (3.7); 7.258 (2.8); 7.250 (6.6); 7.223 (3.9); 5.996 (3.0); 5.803 (6.1); 5.611 (3.1); 3.972 (16.0); 2.236 (0.7); 2.224 (1.5); 2.214 (1.9); 2.202 (2.6); 2.195 (1.2); 2.190 (1.8); 2.181 (1.7); 2.169 (0.9); 1.696 (2.8); 1.268 (2.5); 1.252 (7.3); 1.246 (7.4); 1.230 (3.3); 1.179 (0.4); 0.978 (0.9); 0.969 (1.8); 0.961 (2.9); 0.954 (4.9); 0.948 (5.1); 0.940 (2.9); 0.931 (1.6); 0.923 (0.8); 0.494 (0.9); 0.486 (1.1); 0.476 (3.0); 0.471 (4.2); 0.455 (3.2); 0.448 (3.7); 0.443 (1.8); 0.436 (2.2); 0.428 (1.3); 0.411 (1.0); 0.395 (2.3); 0.392 (1.8); 0.383 (5.5); 0.378 (3.5); 0.372 (4.1); 0.370 (4.0); 0.366 (3.4); 0.360 (1.6); 0.354 (1.2); 0.348 (1.1); 0.000 (2.7)
Example II.39: ¹ H-NMR (400.1 MHz, d ₆ -DMSO): 7.347 (6.0); 7.332 (6.5); 7.325 (7.2); 7.310 (7.6); 7.306 (6.6); 7.299 (6.4); 7.280 (6.0); 7.273 (6.0); 7.049 (3.8); 7.042 (3.6); 7.028 (6.9); 7.021 (6.4); 7.007 (3.5); 7.000 (3.1); 6.034 (5.2); 5.892 (11.0); 5.749 (5.8); 4.038 (0.4); 3.895 (9.0); 3.882 (9.5); 3.428 (1.5); 3.378 (4.3); 3.371 (0.5); 3.328 (713.8); 3.278 (5.6); 3.228 (0.9); 3.197 (0.3); 2.682 (3.7); 2.558 (0.5); 2.554 (0.3); 2.531 (1.9); 2.526 (2.9); 2.518 (31.7); 2.513 (65.8); 2.509 (91.2); 2.504 (65.9); 2.499 (33.1); 2.463 (1.6); 2.459 (1.6); 2.454 (1.2); 2.340 (0.5); 2.335 (0.7); 2.331 (0.6); 2.110 (2.1); 2.102 (3.0); 2.093 (4.8); 2.086 (3.2); 2.078 (2.4); 1.212 (4.9); 1.200 (15.3); 1.196 (16.0); 1.185 (6.9); 1.146 (0.8); 1.039 (0.4); 0.990 (10.2); 0.985 (10.5); 0.965 (2.1); 0.397 (2.7); 0.386 (8.3); 0.381 (13.0); 0.370 (10.4); 0.364 (10.8); 0.355 (5.0); 0.333 (1.1); 0.320 (1.1); 0.317 (1.1); 0.310 (0.9); 0.281 (4.6); 0.272 (14.2); 0.267 (10.3); 0.264 (12.8); 0.258 (9.6); 0.256 (8.8); 0.247 (3.6); 0.220 (0.6); 0.211 (0.6)
Example II.41: ¹ H-NMR (300.2 MHz, CDCl ₃): 7.528 (3.5); 7.523 (3.5); 7.501 (4.0); 7.497 (3.9); 7.361 (3.0); 7.357 (2.8); 7.335 (3.7); 7.331 (3.4); 7.256 (2.9); 7.111 (4.1); 7.085 (6.5); 7.059 (3.1); 6.230 (3.0); 6.037 (6.1); 5.844 (3.1); 4.098 (16.0); 2.288 (0.7); 2.276 (1.5); 2.266 (1.9); 2.254 (2.7); 2.247 (1.3); 2.242 (1.7); 2.233 (1.6); 2.221 (0.8); 1.999 (1.5); 1.296 (1.8); 1.280 (7.2); 1.274 (8.2); 1.260 (3.3); 1.082 (0.9); 1.074 (1.8); 1.059 (5.0); 1.052 (4.9); 1.045 (2.6); 1.036 (1.4); 1.028 (0.8); 0.904 (0.4); 0.882 (1.3); 0.858 (0.5); 0.517 (1.0); 0.508 (1.3); 0.499 (3.4); 0.495 (4.6); 0.478 (3.6); 0.473 (3.7); 0.471 (3.9); 0.464 (1.7); 0.460 (2.3); 0.449 (1.2); 0.433 (0.9); 0.415 (2.7); 0.403 (5.8); 0.398 (3.9); 0.392 (4.6); 0.390 (4.6); 0.386 (3.4); 0.380 (1.7); 0.375 (1.3); 0.368 (1.1); 0.000 (3.4)
Example II.42: ¹ H-NMR (300.2 MHz, CDCl ₃): 7.521 (2.7); 7.330 (7.1); 7.303 (9.8); 7.283 (3.8); 7.274 (0.5); 7.272 (0.5); 7.258 (20.6); 7.250 (12.1); 7.229 (0.4); 7.173 (7.1); 7.165 (6.0); 7.157 (1.0); 7.145 (5.2); 7.138 (4.4); 7.102 (0.4); 7.074 (0.5); 7.065 (0.4); 6.781 (0.6); 6.752 (0.5); 4.026 (16.0); 3.885 (0.4); 3.853 (5.1); 2.227 (1.4); 2.215 (2.8); 2.206 (3.3); 2.193 (5.1); 2.186 (2.3); 2.181 (3.1); 2.172 (3.1); 2.160 (1.7); 2.150 (0.4); 2.137 (0.6); 2.128 (0.7); 2.116 (0.9); 2.110 (0.5); 2.104 (0.6); 2.095 (0.6); 2.082 (0.4); 1.749 (2.6); 1.607 (0.3); 1.513 (0.4); 1.492 (0.4); 1.469 (0.5); 1.460 (0.6); 1.451 (0.6);

<p>1.439 (0.7); 1.416 (1.7); 1.394 (3.0); 1.372 (3.8); 1.350 (3.3); 1.337 (1.2); 1.328 (2.0); 1.316 (0.8); 1.306 (0.9); 1.284 (0.4); 1.255 (0.5); 1.222 (0.4); 1.046 (0.4); 1.032 (0.4); 1.013 (0.4); 0.923 (1.3); 0.901 (2.2); 0.890 (5.7); 0.869 (13.5); 0.851 (14.8); 0.786 (7.8); 0.736 (14.8); 0.675 (0.7); 0.658 (0.6); 0.644 (0.6); 0.491 (0.8); 0.485 (1.5); 0.464 (6.6); 0.458 (7.9); 0.452 (6.2); 0.449 (6.5); 0.443 (6.4); 0.439 (7.0); 0.436 (8.3); 0.428 (5.6); 0.419 (6.4); 0.416 (5.6); 0.407 (11.8); 0.401 (10.5); 0.399 (9.5); 0.391 (6.5); 0.384 (2.6); 0.377 (1.3); 0.371 (1.7); 0.358 (0.7); 0.000 (8.5); -0.011 (0.4)</p>
<p>Example II.43: ¹H-NMR (300.2 MHz, CDCl₃): 7.254 (4.7); 7.204 (0.4); 7.193 (2.6); 7.168 (4.2); 6.960 (1.5); 6.934 (1.2); 6.930 (1.2); 4.061 (1.0); 4.041 (5.6); 2.304 (16.0); 2.278 (1.1); 2.259 (0.6); 2.246 (0.9); 2.238 (1.1); 2.225 (1.8); 2.217 (0.8); 2.213 (1.0); 2.204 (0.9); 2.191 (0.5); 1.728 (1.1); 1.409 (0.5); 1.387 (1.0); 1.365 (1.2); 1.343 (1.0); 1.320 (0.7); 1.313 (1.6); 0.922 (0.3); 0.883 (1.6); 0.862 (3.5); 0.850 (3.8); 0.839 (3.7); 0.779 (1.5); 0.766 (1.6); 0.718 (1.0); 0.692 (4.6); 0.497 (0.4); 0.475 (2.0); 0.468 (2.9); 0.461 (2.0); 0.453 (2.2); 0.446 (4.4); 0.439 (3.8); 0.431 (3.9); 0.426 (3.8); 0.409 (0.6); 0.395 (0.3); 0.000 (3.6)</p>
<p>Example II.44: ¹H-NMR (400.1 MHz, d₆-DMSO): 7.611 (13.2); 7.606 (13.9); 7.427 (9.9); 7.406 (14.5); 7.377 (0.3); 7.322 (9.5); 7.316 (9.3); 7.301 (6.7); 7.295 (6.5); 7.273 (0.3); 3.894 (7.7); 3.309 (17.4); 2.779 (4.3); 2.530 (1.2); 2.526 (1.7); 2.517 (16.3); 2.513 (33.3); 2.508 (45.6); 2.503 (32.9); 2.499 (16.4); 2.463 (0.9); 2.458 (0.8); 2.110 (1.2); 2.101 (2.5); 2.094 (3.5); 2.085 (4.6); 2.077 (3.6); 2.070 (2.7); 2.061 (1.5); 1.440 (13.8); 1.192 (11.1); 0.397 (3.1); 0.385 (9.1); 0.380 (14.3); 0.369 (10.9); 0.364 (11.8); 0.355 (5.5); 0.332 (2.0); 0.323 (1.4); 0.317 (1.4); 0.294 (5.4); 0.285 (16.0); 0.280 (11.2); 0.276 (15.2); 0.271 (10.2); 0.268 (8.7); 0.259 (3.8); 0.234 (0.6); 0.226 (0.5)</p>
<p>Example II.45: ¹H-NMR (300.2 MHz, d₆-DMSO): 7.547 (6.3); 7.543 (6.6); 7.521 (8.5); 7.518 (8.4); 7.402 (6.2); 7.377 (8.8); 7.365 (4.8); 7.360 (4.6); 7.340 (9.6); 7.335 (7.7); 7.315 (6.1); 7.310 (4.7); 7.263 (6.4); 7.258 (6.5); 7.239 (8.1); 7.234 (7.8); 7.214 (3.2); 7.209 (2.9); 3.897 (10.5); 3.337 (3.7); 2.592 (5.6); 2.514 (1.3); 2.508 (2.7); 2.502 (3.7); 2.496 (2.7); 2.490 (1.3); 2.133 (1.5); 2.121 (3.3); 2.111 (4.3); 2.099 (6.3); 2.088 (4.1); 2.078 (3.6); 2.066 (1.8); 1.413 (14.3); 1.196 (10.3); 0.399 (2.9); 0.389 (3.6); 0.383 (8.7); 0.377 (13.5); 0.369 (4.7); 0.364 (8.3); 0.361 (9.6); 0.354 (11.4); 0.343 (6.4); 0.327 (2.3); 0.316 (1.9); 0.292 (6.0); 0.281 (16.0); 0.274 (10.8); 0.269 (14.0); 0.262 (9.5); 0.259 (5.7); 0.254 (3.9); 0.246 (3.3); 0.217 (0.4); 0.205 (0.3); 0.000 (6.4)</p>
<p>Example II.46: ¹H-NMR (400.1 MHz, d₆-DMSO): 7.458 (5.6); 7.443 (6.1); 7.437 (6.5); 7.422 (6.2); 7.380 (6.3); 7.373 (6.5); 7.353 (6.4); 7.346 (6.4); 7.098 (4.0); 7.091 (3.8); 7.077 (7.2); 7.070 (6.6); 7.056 (3.6); 7.049 (3.2); 3.901 (6.3); 3.309 (23.4); 2.765 (4.0); 2.677 (0.4); 2.530 (0.9); 2.517 (22.7); 2.512 (46.2); 2.508 (62.5); 2.503 (43.9); 2.499 (20.5); 2.462 (0.3); 2.458 (0.4); 2.453 (0.4); 2.335 (0.4); 2.096 (3.2); 2.088 (4.1); 1.431 (12.9); 1.182 (10.7); 0.395 (3.0); 0.383 (9.0); 0.378 (14.1); 0.367 (10.6); 0.362 (11.4); 0.353 (4.9); 0.331 (1.8); 0.322 (1.2); 0.315 (1.2); 0.293 (5.2); 0.284 (16.0); 0.279 (11.1); 0.276 (15.2); 0.270 (9.7); 0.267 (8.1); 0.258 (3.1)</p>
<p>Example IV.01: ¹H-NMR (400.1 MHz, d₆-DMSO): 10.696 (4.5); 10.694 (4.7); 7.786 (1.4); 7.783 (1.5); 7.767 (1.6); 7.764 (1.7); 7.630 (0.8); 7.626 (0.8); 7.611 (1.7); 7.607 (1.7); 7.592 (1.4); 7.589 (1.4); 7.523 (1.9); 7.521 (2.2); 7.504 (1.4); 7.502 (1.5); 7.436 (0.8); 7.434 (1.0); 7.433 (1.0); 7.431 (0.8); 7.415 (1.7); 7.398 (0.7); 7.396 (0.8); 7.394 (0.7); 3.318 (1.1); 2.517 (1.9); 2.512 (3.8); 2.508 (5.1); 2.503 (3.9); 2.499 (2.1); 1.406 (16.0); 1.383 (0.4); 0.868 (14.3); 0.842 (0.4)</p>
<p>Example IV.02: ¹H-NMR (400.1 MHz, CDCl₃): 10.732 (14.3); 10.730 (14.4); 10.349 (1.5); 9.635 (0.4); 8.056 (1.2); 7.829 (9.3); 7.817 (0.3); 7.808 (10.1); 7.460 (9.7); 7.455 (10.3); 7.433 (1.3); 7.323 (4.0); 7.321 (4.2); 7.318 (3.9); 7.316 (3.8); 7.302 (3.7); 7.301 (3.8); 7.297 (3.6); 7.295 (3.5); 7.274 (0.5); 7.262 (10.9); 1.575 (11.9); 1.457 (46.5); 1.439 (0.6); 1.432 (2.6); 1.375 (3.4); 1.296 (0.4); 1.279 (1.5); 1.265 (1.1); 0.946 (0.5); 0.939 (1.2); 0.917 (13.4); 0.914 (9.2); 0.905 (10.9); 0.901 (16.0); 0.897 (11.4); 0.882 (2.2); 0.879 (2.4); 0.872 (3.1); 0.864 (1.1); 0.857 (0.4); 0.830 (0.5); 0.794 (0.3); 0.000 (7.7)</p>
<p>Example IV.03: ¹H-NMR (300.2 MHz, d₆-DMSO): 10.595 (4.9); 10.098 (1.2); 7.981 (0.7); 7.958 (0.7); 7.881 (1.5); 7.860 (1.6); 7.852 (1.8); 7.832 (1.7); 7.480 (0.7); 7.443 (0.7); 7.339 (1.5); 7.330 (1.9); 7.306 (1.5); 7.297 (1.9); 7.285 (0.8); 7.283 (0.8); 7.277 (0.6); 7.257 (1.5); 7.255 (1.4); 7.248 (1.1); 7.228 (0.7); 7.226 (0.7); 7.220 (0.6); 3.321 (13.8); 2.514 (3.1); 2.508 (6.5); 2.502 (9.0); 2.496 (6.5); 2.490 (3.1); 1.421 (0.5); 1.405 (16.0); 1.355 (0.3); 1.340 (3.6); 0.926 (0.4); 0.896 (5.1); 0.881 (4.1); 0.876 (6.0); 0.859 (3.8); 0.847 (0.8); 0.011 (0.4); 0.000 (11.2); -0.011 (0.5)</p>
<p>Example IV.04: ¹H-NMR (300.2 MHz, CDCl₃): 10.745 (4.9); 10.743 (5.1); 7.798 (2.6); 7.771 (2.8); 7.266 (2.9); 7.261 (12.1); 7.155 (1.5); 7.152 (1.5); 7.149 (1.3); 7.128 (1.3); 7.126 (1.3); 7.123 (1.3); 2.958 (2.0); 2.886 (1.7); 2.884 (1.7); 2.390 (14.4); 2.331 (0.8); 2.289 (0.8); 2.276 (1.1); 1.568 (2.6); 1.444 (16.0); 1.392 (1.0); 1.341 (1.2); 1.291 (0.5); 1.281 (0.8); 1.254 (0.6); 0.920 (0.6); 0.896 (3.8); 0.894 (3.9); 0.892 (3.8); 0.886 (2.8); 0.865 (3.4); 0.859 (3.8); 0.856 (4.2); 0.853 (3.9); 0.831 (1.0); 0.818 (0.5); 0.806 (0.4); 0.772 (0.4); 0.761 (0.4); 0.697 (0.4); 0.071 (0.4); 0.000 (8.8); -0.011 (0.4)</p>
<p>Example IV.05: ¹H-NMR (300.2 MHz, d₆-DMSO): 10.518 (3.8); 7.780 (1.6); 7.778 (1.3); 7.753 (1.5); 7.750 (1.6); 6.978 (1.3); 6.972 (4.5); 6.945 (1.1); 6.943 (1.1); 6.937 (0.7); 6.935 (0.7); 6.734 (0.4); 6.730 (0.4); 3.852 (16.0); 3.729 (1.8); 3.699 (0.5); 3.324 (7.0); 2.891 (0.4); 2.732 (0.4); 2.730 (0.4); 2.514 (1.4); 2.508 (3.0); 2.502 (4.1); 2.496 (3.0); 2.490 (1.4); 1.989 (0.5); 1.395 (10.9); 1.356 (1.5); 1.244 (0.4); 0.865 (3.6); 0.853 (3.1); 0.848 (4.2); 0.819 (0.6); 0.726 (0.3); 0.698 (0.4); 0.000 (5.2)</p>

<p>Example IV.06: ¹H-NMR (300.2 MHz, d₆-DMSO): 10.579 (0.9); 10.568 (0.9); 10.210 (1.0); 10.208 (1.0); 10.204 (1.0); 10.202 (0.9); 10.158 (3.9); 7.845 (0.7); 7.817 (0.8); 7.808 (0.7); 7.780 (0.7); 7.757 (0.4); 7.729 (0.4); 7.721 (0.4); 7.692 (0.4); 7.651 (0.8); 7.642 (0.9); 7.626 (0.9); 7.618 (1.1); 7.611 (0.8); 7.602 (0.9); 7.594 (0.5); 7.586 (0.8); 7.581 (0.6); 7.577 (0.9); 7.556 (0.4); 7.510 (1.0); 7.505 (1.1); 7.502 (1.0); 7.496 (1.0); 7.491 (1.1); 7.486 (1.1); 7.483 (1.0); 7.478 (0.9); 5.758 (0.5); 3.331 (4.9); 2.515 (2.9); 2.509 (6.4); 2.502 (8.8); 2.496 (6.4); 2.490 (3.0); 2.132 (0.3); 1.399 (16.0); 1.358 (0.6); 1.335 (6.9); 1.246 (1.0); 0.938 (0.7); 0.929 (0.9); 0.914 (3.3); 0.903 (2.5); 0.888 (1.2); 0.881 (1.2); 0.875 (1.5); 0.853 (4.8); 0.843 (3.7); 0.831 (3.9); 0.825 (3.0); 0.816 (1.3); 0.808 (1.2); 0.011 (0.4); 0.000 (11.8); -0.011 (0.5)</p>
<p>Example IV.07: ¹H-NMR (300.2 MHz, d₆-DMSO): 10.825 (1.1); 10.600 (8.1); 10.258 (6.6); 10.246 (2.0); 9.896 (0.5); 7.599 (0.6); 7.573 (0.8); 7.533 (3.5); 7.512 (2.0); 7.505 (2.1); 7.323 (2.5); 7.297 (0.9); 7.276 (3.7); 7.220 (0.4); 3.327 (6.2); 2.534 (4.4); 2.516 (1.3); 2.510 (2.7); 2.504 (3.7); 2.498 (2.8); 2.492 (1.4); 2.473 (12.0); 2.427 (0.4); 2.413 (0.9); 2.397 (4.4); 2.338 (1.8); 2.310 (0.9); 2.285 (11.0); 2.270 (13.1); 2.235 (13.2); 1.386 (12.6); 1.369 (16.0); 1.357 (1.5); 1.338 (2.3); 1.268 (4.9); 0.865 (0.8); 0.857 (0.9); 0.843 (3.1); 0.819 (11.9); 0.802 (2.1); 0.791 (2.2); 0.786 (2.2); 0.773 (2.7); 0.762 (3.8); 0.756 (3.7); 0.746 (2.3); 0.740 (2.3); 0.720 (0.5); 0.000 (4.2)</p>
<p>Example IV.08: ¹H-NMR (300.2 MHz, d₆-DMSO): 10.567 (6.9); 7.254 (5.3); 7.000 (4.9); 3.879 (15.7); 3.841 (0.3); 3.800 (0.9); 3.780 (16.0); 3.721 (0.7); 3.326 (7.1); 2.515 (1.0); 2.509 (2.2); 2.503 (3.1); 2.497 (2.3); 2.491 (1.1); 1.401 (11.7); 1.372 (0.3); 1.171 (0.5); 0.908 (0.4); 0.882 (3.3); 0.854 (2.4); 0.846 (3.5); 0.820 (0.6); 0.000 (3.1)</p>
<p>Example IV.10: ¹H-NMR (499.9 MHz, CDCl₃): 10.750 (5.3); 7.825 (2.3); 7.821 (2.4); 7.468 (0.9); 7.464 (0.9); 7.452 (2.0); 7.447 (2.0); 7.424 (3.1); 7.407 (1.4); 7.268 (0.5); 1.647 (0.4); 1.444 (12.6); 1.433 (0.5); 1.410 (0.5); 1.096 (0.3); 0.892 (16.0); 0.000 (0.6)</p>
<p>Example IV.11: ¹H-NMR (300.2 MHz, d₆-DMSO): 10.657 (2.5); 10.647 (2.5); 7.592 (0.5); 7.587 (0.4); 7.574 (0.6); 7.567 (0.9); 7.562 (0.9); 7.558 (0.5); 7.551 (0.5); 7.544 (0.9); 7.487 (2.8); 7.482 (1.0); 7.458 (2.8); 7.452 (1.1); 7.435 (0.7); 7.425 (0.3); 3.906 (1.1); 3.332 (3.8); 2.516 (0.6); 2.510 (1.4); 2.504 (1.9); 2.498 (1.4); 2.492 (0.7); 1.392 (11.9); 1.330 (0.3); 0.867 (16.0); 0.000 (1.8)</p>
<p>Example IV.12: ¹H-NMR (300.2 MHz, d₆-DMSO): 10.658 (7.8); 7.572 (2.3); 7.569 (2.6); 7.436 (0.4); 7.408 (2.7); 7.399 (4.9); 7.373 (0.7); 3.324 (7.9); 2.514 (1.8); 2.508 (3.9); 2.502 (5.3); 2.496 (3.8); 2.490 (1.9); 2.327 (14.5); 1.375 (16.0); 1.246 (0.6); 0.866 (0.5); 0.858 (0.7); 0.836 (7.0); 0.832 (5.7); 0.824 (6.0); 0.794 (0.4); 0.000 (6.1)</p>
<p>Example IV.14: ¹H-NMR (300.2 MHz, CDCl₃): 10.759 (5.1); 10.757 (5.2); 9.119 (0.4); 7.680 (1.3); 7.678 (1.4); 7.675 (1.4); 7.673 (1.3); 7.653 (1.7); 7.650 (1.7); 7.648 (1.6); 7.352 (0.5); 7.349 (0.5); 7.335 (0.5); 7.332 (0.5); 7.324 (1.2); 7.322 (1.0); 7.307 (1.2); 7.305 (1.1); 7.299 (1.0); 7.297 (1.0); 7.282 (0.9); 7.280 (0.9); 7.271 (1.7); 7.264 (6.0); 7.244 (1.0); 7.238 (2.3); 7.233 (1.7); 7.221 (0.3); 7.211 (1.0); 7.206 (0.9); 2.958 (0.4); 2.886 (0.3); 1.468 (16.0); 1.433 (2.5); 1.417 (0.6); 1.404 (0.7); 1.398 (0.7); 1.381 (2.6); 1.368 (1.8); 1.350 (1.1); 1.335 (0.8); 1.326 (0.8); 1.316 (1.0); 1.298 (0.6); 1.290 (0.6); 1.284 (0.5); 1.274 (0.4); 1.260 (0.6); 1.255 (0.6); 1.222 (0.3); 0.967 (1.1); 0.963 (0.8); 0.946 (3.9); 0.931 (3.9); 0.917 (1.4); 0.906 (1.9); 0.893 (2.2); 0.890 (2.8); 0.886 (2.5); 0.875 (3.8); 0.854 (1.3); 0.821 (1.3); 0.802 (0.7); 0.776 (0.3); 0.075 (0.4); 0.000 (4.0)</p>
<p>Example IV.15: ¹H-NMR (400.0 MHz, d₆-DMSO): 10.312 (6.2); 10.297 (0.5); 10.274 (16.0); 7.942 (7.7); 7.936 (8.4); 7.845 (8.8); 7.839 (7.6); 7.826 (0.7); 7.813 (3.0); 7.807 (3.1); 7.672 (1.9); 7.651 (3.9); 7.618 (2.3); 7.611 (2.2); 7.596 (1.2); 7.590 (1.2); 7.562 (0.4); 7.528 (0.4); 7.516 (0.4); 7.502 (0.4); 7.409 (0.4); 7.405 (0.5); 7.383 (0.6); 7.372 (0.4); 7.351 (0.8); 7.330 (1.2); 7.314 (0.4); 7.277 (1.0); 7.267 (0.5); 7.257 (0.5); 7.232 (0.5); 7.227 (0.5); 7.204 (0.4); 7.142 (0.4); 4.181 (0.4); 3.551 (0.4); 3.503 (0.4); 3.466 (0.4); 3.444 (0.4); 3.429 (0.5); 3.390 (0.6); 3.381 (0.6); 3.323 (370.9); 2.892 (0.4); 2.887 (0.4); 2.802 (0.3); 2.735 (0.4); 2.731 (0.6); 2.712 (0.4); 2.675 (4.0); 2.671 (5.2); 2.666 (3.9); 2.641 (0.7); 2.614 (0.9); 2.592 (0.9); 2.524 (20.2); 2.506 (630.5); 2.502 (802.6); 2.497 (575.5); 2.332 (3.5); 2.328 (4.8); 2.324 (3.4); 2.009 (0.5); 1.988 (0.6); 1.860 (3.0); 1.847 (8.8); 1.839 (10.1); 1.827 (4.4); 1.788 (0.9); 1.770 (0.6); 1.758 (0.8); 1.751 (0.7); 1.738 (0.9); 1.700 (4.4); 1.688 (8.7); 1.681 (8.7); 1.667 (2.9); 1.652 (0.4); 1.622 (1.6); 1.608 (3.5); 1.601 (3.8); 1.588 (1.4); 1.552 (0.5); 1.538 (0.4); 1.513 (0.5); 1.505 (0.5); 1.487 (0.9); 1.478 (0.8); 1.468 (0.6); 1.458 (0.6); 1.443 (0.8); 1.435 (0.9); 1.424 (0.5); 1.413 (0.4); 1.384 (0.4); 1.371 (0.4); 1.334 (0.5); 1.297 (1.9); 1.258 (2.9); 1.236 (4.2); 1.195 (0.5); 1.187 (0.5); 1.170 (0.4); 1.063 (0.4); 0.860 (0.8); 0.855 (1.1); 0.837 (0.6); 0.149 (0.4); 0.008 (3.4); 0.000 (81.4); -0.008 (3.3); -0.046 (0.4); -0.085 (0.8); -0.149 (0.4); -0.874 (0.3)</p>
<p>Example IV.16: ¹H-NMR (601.6 MHz, d₆-DMSO): 10.395 (8.7); 7.764 (2.5); 7.763 (2.7); 7.761 (2.5); 7.527 (0.5); 7.524 (0.4); 7.514 (2.6); 7.513 (2.7); 7.511 (3.0); 7.5106 (3.0); 7.508 (4.9); 7.495 (0.7); 3.902 (1.0); 3.316 (92.4); 2.616 (0.6); 2.613 (0.9); 2.610 (0.6); 2.522 (1.6); 2.519 (2.1); 2.516 (2.0); 2.507 (44.9); 2.504 (97.6); 2.501 (134.0); 2.498 (97.4); 2.495 (44.4); 2.399 (16.0); 2.391 (0.4); 2.388 (0.7); 2.385 (0.9); 2.382 (0.6); 2.344 (0.3); 2.300 (0.9); 1.908 (0.4); 1.758 (1.7); 1.749 (4.4); 1.745 (4.7); 1.737 (2.0); 1.438 (1.8); 1.429 (4.4); 1.425 (4.6); 1.416 (1.6); 0.994 (0.5); 0.000 (0.3)</p>
<p>Example IV.17: ¹H-NMR (300.2 MHz, CDCl₃): 10.827 (7.8); 10.826 (7.8); 9.367 (0.4); 8.006 (2.7); 7.979 (3.1); 7.662 (4.5); 7.615 (2.4); 7.587 (2.1); 7.262 (8.3); 1.699 (1.3); 1.675 (3.9); 1.650 (4.2); 1.626 (1.6); 1.560 (6.7); 0.975 (0.8); 0.946 (7.7); 0.941 (5.8); 0.920 (8.4); 0.896 (1.4); 0.884 (8.2); 0.872 (1.2); 0.859 (16.0); 0.835 (7.2); 0.011 (0.4); 0.000 (10.7); -0.011 (0.6)</p>

<p>Example IV.18: ¹H-NMR (300.2 MHz, d₆-DMSO): 10.667 (10.5); 7.605 (2.4); 7.603 (2.4); 7.600 (2.5); 7.598 (2.6); 7.449 (1.1); 7.447 (1.1); 7.442 (1.0); 7.440 (0.9); 7.423 (1.8); 7.421 (1.9); 7.418 (1.5); 7.416 (1.9); 7.414 (1.7); 7.356 (4.2); 7.330 (2.4); 7.138 (0.7); 7.104 (0.5); 3.351 (4.3); 2.537 (0.5); 2.531 (1.0); 2.525 (1.4); 2.518 (1.0); 2.512 (0.5); 2.352 (16.0); 2.270 (1.5); 1.613 (0.8); 1.588 (2.6); 1.564 (3.0); 1.539 (1.3); 0.882 (0.8); 0.857 (4.2); 0.848 (3.0); 0.819 (4.0); 0.813 (5.3); 0.806 (6.9); 0.789 (2.6); 0.781 (12.1); 0.764 (1.2); 0.757 (4.9); 0.696 (0.4); 0.691 (0.5); 0.686 (0.4); 0.682 (0.4); 0.656 (0.4); 0.652 (0.4); 0.648 (0.5); 0.642 (0.4); 0.018 (1.1)</p>
<p>Example IV.19: ¹H-NMR (300.2 MHz, CDCl₃): 10.727 (6.0); 10.724 (5.9); 10.352 (0.7); 8.061 (0.6); 7.846 (3.6); 7.818 (4.0); 7.395 (3.7); 7.389 (4.3); 7.347 (0.6); 7.331 (1.8); 7.328 (1.9); 7.324 (1.6); 7.321 (1.5); 7.303 (1.6); 7.301 (1.7); 7.296 (1.5); 7.294 (1.4); 7.266 (3.6); 7.130 (0.4); 5.605 (0.4); 1.605 (1.2); 1.591 (1.0); 1.566 (1.4); 1.553 (1.1); 1.538 (1.3); 1.458 (0.5); 1.332 (0.5); 1.308 (1.5); 1.284 (1.9); 1.255 (1.7); 1.229 (1.3); 1.205 (0.5); 0.924 (0.4); 0.895 (16.0); 0.867 (1.1); 0.856 (5.6); 0.843 (1.6); 0.832 (12.0); 0.818 (0.9); 0.808 (4.8); 0.796 (0.6); 0.774 (0.3); 0.766 (0.5); 0.000 (2.6)</p>
<p>Example IV.22: ¹H-NMR (300.2 MHz, CDCl₃): 10.738 (3.7); 10.735 (3.9); 10.350 (1.1); 8.061 (0.9); 7.851 (2.4); 7.823 (2.7); 7.449 (1.4); 7.421 (1.8); 7.417 (2.6); 7.410 (2.8); 7.388 (1.0); 7.333 (1.1); 7.331 (1.2); 7.326 (1.1); 7.324 (1.0); 7.305 (1.1); 7.303 (1.2); 7.299 (1.1); 7.296 (1.3); 7.294 (1.3); 7.287 (3.1); 7.283 (1.8); 7.280 (2.7); 7.259 (4.5); 7.202 (2.3); 7.199 (1.8); 7.198 (1.8); 7.189 (2.0); 7.184 (3.7); 7.182 (2.6); 7.173 (0.5); 7.168 (0.5); 7.164 (0.7); 7.159 (0.7); 7.157 (0.9); 7.152 (1.5); 7.145 (1.3); 7.139 (0.8); 7.134 (0.8); 7.130 (1.0); 7.121 (0.6); 7.114 (0.5); 7.059 (1.0); 7.050 (0.9); 7.031 (0.8); 7.022 (0.8); 5.533 (0.4); 1.553 (1.7); 1.504 (0.5); 1.494 (0.7); 1.489 (0.7); 1.471 (3.2); 1.464 (3.8); 1.451 (1.1); 1.446 (1.1); 1.432 (2.9); 1.426 (1.2); 1.404 (1.2); 1.390 (0.8); 1.381 (1.0); 1.368 (0.7); 1.359 (0.6); 1.346 (0.6); 1.332 (0.4); 1.324 (0.4); 1.264 (0.9); 1.259 (0.9); 0.968 (0.4); 0.962 (0.5); 0.928 (1.8); 0.892 (5.6); 0.871 (8.6); 0.865 (16.0); 0.844 (11.9); 0.813 (2.6); 0.798 (5.3); 0.793 (4.8); 0.778 (2.1); 0.749 (1.3); 0.727 (1.2); 0.721 (0.6); 0.671 (1.9); 0.658 (3.1); 0.653 (2.6); 0.637 (1.2); 0.000 (5.1)</p>
<p>Example IV.23: ¹H-NMR (300.2 MHz, CDCl₃): 10.792 (7.7); 7.701 (2.1); 7.699 (2.2); 7.696 (2.0); 7.347 (1.5); 7.332 (0.4); 7.320 (4.1); 7.310 (2.5); 7.305 (2.3); 7.283 (0.5); 7.278 (0.5); 7.256 (4.1); 7.223 (0.7); 7.217 (0.3); 7.205 (0.9); 7.196 (1.1); 7.179 (1.0); 7.141 (0.4); 7.089 (1.4); 7.063 (1.1); 7.049 (0.3); 7.016 (0.5); 7.012 (0.5); 6.990 (0.4); 6.982 (0.5); 6.691 (0.5); 5.532 (0.9); 2.361 (16.0); 2.310 (3.6); 2.300 (0.9); 2.281 (7.8); 1.568 (0.8); 1.563 (1.0); 1.492 (0.3); 1.479 (0.3); 1.455 (1.4); 1.448 (1.3); 1.436 (3.0); 1.432 (4.4); 1.404 (1.1); 1.382 (2.2); 1.360 (1.2); 1.335 (1.7); 1.311 (1.1); 0.977 (0.6); 0.955 (0.6); 0.945 (0.4); 0.884 (5.9); 0.862 (10.7); 0.840 (10.6); 0.803 (1.3); 0.792 (1.2); 0.785 (1.2); 0.763 (3.0); 0.759 (2.8); 0.752 (2.3); 0.746 (1.6); 0.704 (0.4); 0.692 (0.4); 0.686 (0.4); 0.659 (0.3); 0.653 (0.4); 0.622 (0.6); 0.610 (1.0); 0.604 (0.9); 0.589 (0.4); 0.000 (4.4)</p>

The following examples illustrate in a non-limiting manner the preparation and efficacy of the compounds of formula (I) according to the invention.

- 5 Preparation example 1 : preparation of N-[5-chloro-2-(1-methylcyclopropyl)benzyl]-N-cyclopropyl-3-(difluoromethyl)-5-fluoro-1-methyl-1H-pyrazole-4-carboxamide (compound I.060)

Step 1 : preparation of 2-bromo-4-chloro-1-(prop-1-en-2-yl)benzene

To a cooled suspension of 7.34 g (20.56 mmol) of methyltriphenylphosphonium bromide in 25 mL of tetrahydrofuran are slowly added 20.56 ml (20.56 mmol) of a 1M solution of potassium tert-butoxide in tetrahydrofuran. The reaction mixture is stirred for 20 min at 0 °C. A solution of 4 g (17.13 mmol) of 1-(2-bromo-4-chlorophenyl)ethanone in 20 mL of tetrahydrofuran is added at 0 °C and the reaction mixture is further stirred at room temperature for 15 h. The reaction mixture is diluted by an aqueous saturated solution of NH₄Cl and extracted by ethyl acetate. The organic phase is washed by water, dried over magnesium sulfate, concentrated under vacuum and purified by column chromatography on silica gel (gradient n-heptane/ethyl acetate) to yield 3.54 g (84% yield) of 2-bromo-4-chloro-1-(prop-1-en-2-yl)benzene as an oil (M = 230 by GC-mass). LogP = 4.91.

Step 2 : preparation of 2-bromo-4-chloro-1-(1-methylcyclopropyl)benzene

20 To 21.94 ml (21.94 mmol) of a 1M solution of diethyl zinc in hexanes under argon, is slowly added at 0 °C, a solution of 2.5 g (21.94 mmol) of trifluoro acetic acid in 10 mL of dichloromethane. The reaction

mixture is stirred at 0 °C for 20 min. A solution of 5.87 g (21.94 mmol) of diiodomethane in 10 mL of dichloromethane is then added and the reaction mixture further stirred at 0 °C for 20 min. A solution of 2.54 g (10.97 mmol) of 2-bromo-4-chloro-1-(prop-1-en-2-yl)benzene in 10 mL of dichloromethane is finally added and the reaction mixture is stirred at room temperature for 2 h. The reaction mixture is diluted by 70 mL of a 1N aqueous solution of HCl and extracted by 3 x 70 mL of ethyl acetate. The organic phase is washed by a saturated aqueous solution of NaCl, dried over magnesium sulfate, concentrated under vacuum and purified by column chromatography on silica gel (n-heptane) to yield 2.65 g (93% yield) of 2-bromo-4-chloro-1-(1-methylcyclopropyl)benzene as a colorless oil (M = 244 by GC-mass). LogP = 4.93.

10 Step 3 : preparation of 5-chloro-2-(1-methylcyclopropyl)benzaldehyde (compound IV.10)

To a solution of 1 g (4.07 mmol) of 2-bromo-4-chloro-1-(1-methylcyclopropyl)benzene in 10 mL of dry tetrahydrofuran is slowly added at -78 °C under argon, 1.8 mL (4.48 mmol) of a 1.6 M solution of BuLi in hexanes. The reaction mixture is stirred at -78 °C for 45 min then quenched by 0.38 mL (4.89 mmol) of dry DMF and left at -78 °C for another 3 h. The reaction mixture is poured over a 1N aqueous solution of HCl and extracted by ethyl acetate. The organic phase is washed by water, dried over magnesium sulfate, concentrated under vacuum and purified by column chromatography on silica gel (gradient n-heptane/ethyl acetate) to yield 0.46 g (55% yield) of 5-chloro-2-(1-methylcyclopropyl)benzaldehyde as a colorless oil (M - CHO = 166 by GC-mass).

20 Step 4 : preparation of N-[5-chloro-2-(1-methylcyclopropyl)benzyl]cyclopropanamine (compound II.10)

To a cooled solution of 0.47 g (8.22 mmol) of cyclopropylamine and 2 g of 3 Å molecular sieves in 15 mL of methanol, is slowly added 0.62 g (10.3 mmol) of acetic acid followed by 0.80 g (4.11 mmol) of 5-chloro-2-(1-methylcyclopropyl)benzaldehyde. The reaction mixture is stirred for 3 h at 80 °C. The reaction mixture is then cooled to room temperature and 0.39 g (6.17 mmol) of sodium cyanoborohydride is slowly added. The reaction mixture is further stirred for 2 h at 80 °C. The cooled reaction mixture is then filtered over a cake of diatomaceous earth and the cake washed by methanol. Concentration leaves a yellowish solid residue that is dissolved by ethyl acetate, washed by a 1N aqueous solution of sodium hydroxide followed by a saturated aqueous solution of NaCl. The organic phase is dried and concentrated under vacuum to yield 0.85 g (83% yield) of N-[5-chloro-2-(1-methylcyclopropyl)benzyl]cyclopropanamine as a yellow oil (M+H = 236).

Step 5 : preparation of N-[5-chloro-2-(1-methylcyclopropyl)benzyl]-N-cyclopropyl-3-(difluoromethyl)-5-fluoro-1-methyl-1H-pyrazole-4-carboxamide

In a dried Radleys™ vial, a solution of 234 mg (1.10 mmol) of 3-(difluoromethyl)-5-fluoro-1-methyl-1H-pyrazole-4-carbonyl chloride in 2 mL of dry tetrahydrofuran is added to a mixture of 236 mg (1 mmol) of N-[5-chloro-2-(1-methylcyclopropyl)benzyl]cyclopropanamine and 0.167 mL (1.21 mmol) of triethylamine in 3 mL of dry tetrahydrofuran. The reaction mixture is heated at reflux for 120 min. After cooling, a few mL of water are added and the reaction mixture is extracted by ethyl acetate. The organic phase is washed by a saturated aqueous solution of NaCl, dried over a ChemElut™ cartridge, concentrated and purified by column chromatography on silica gel (gradient n-heptane/ethyl acetate) to yield 334 mg (77% yield) of N-[5-chloro-2-(1-methylcyclopropyl)benzyl]-N-cyclopropyl-3-(difluoromethyl)-5-fluoro-1-methyl-1H-pyrazole-4-carboxamide as a colorless oil (M+H = 412).

Preparation example 2 : preparation of N-cyclopropyl-3-(difluoromethyl)-N-{2-[1-(difluoromethyl)-cyclopropyl]-5-fluorobenzyl}-5-fluoro-1-methyl-1H-pyrazole-4-carboxamide (compound I.151)

5 Step 1 : preparation of N-{2-[1-(difluoromethyl)cyclopropyl]-5-fluorobenzyl}cyclopropanamine (compound II.39)

In a Radleys™ vial, 1 g (3.22 mmol) of 2-(bromomethyl)-1-[1-(difluoromethyl)cyclopropyl]-4-fluorobenzene is added to 3.5 mL of cyclopropylamine and stirred for 2 hours at room temperature. The excess of cyclopropylamine is removed under vacuum. 2 mL of water are added to the residue and the reaction
10 mixture is extracted by 3 x 2 mL of dichloromethane. The organic extracts are dried and concentrated under vacuum to yield 690 mg of crude material. Purification by column chromatography on silica gel (gradient n-heptane/ethyl acetate) gives 450 mg (52% yield) of N-{2-[1-(difluoromethyl)cyclopropyl]-5-fluorobenzyl}cyclopropanamine as an oil (M+H = 256). LogP = 1.08.

15 Step 2 : preparation of N-cyclopropyl-3-(difluoromethyl)-N-{2-[1-(difluoromethyl)-cyclopropyl]-5-fluorobenzyl}-5-fluoro-1-methyl-1H-pyrazole-4-carboxamide

In a dried Radleys™ vial, a solution of 87 mg (0.41 mmol) of 3-(difluoromethyl)-5-fluoro-1-methyl-1H-pyrazole-4-carbonyl chloride in 2 mL of dry tetrahydrofuran is added to a mixture of 100 mg (0.39 mmol) of N-{2-[1-(difluoromethyl)cyclopropyl]-5-fluorobenzyl}cyclopropanamine and 0.06 mL (0.43 mmol) of
20 triethylamine in 3 mL of dry tetrahydrofuran. The reaction mixture is stirred overnight at room temperature. The reaction mixture is filtered over an alumina basic cartridge and washed several time by a few mL of tetrahydrofuran. Concentration under vacuum and purification of the residue by preparative HPLC (gradient acetonitrile/water + 0.1% HCO₂H) gives 144 mg (81% yield) of N-cyclopropyl-3-(difluoromethyl)-N-{2-[1-(difluoromethyl)-cyclopropyl]-5-fluorobenzyl}-5-fluoro-1-methyl-1H-pyrazole-4-
25 carboxamide as an oil (M+H = 432). LogP = 3.39.

General preparation example 3 : thionation of amide of formula (I) on Chemspeed™ apparatus

In a 13 mL Chemspeed™ vial is weighted 0.27 mmol of phosphorous pentasulfide (P₂S₅). 3 mL of a 0.18 M solution of the amide (I) (0.54 mmol) in dioxane is added and the mixture is heated at reflux for
30 two hours. The temperature is then cooled to 80 °C and 2.5 mL of water are added. The mixture is heated at 80 °C for one more hour. 2 mL of water are then added and the reaction mixture is extracted twice by 4 mL of dichloromethane. The organic phase is deposited on a basic alumina cartridge (2 g) and eluted twice by 8 mL of dichloromethane. The solvents are removed and the crude thioamide derivative is analyzed by LCMS and NMR. Insufficiently pure compounds are further purified by preparative LC.

35

Example A : *in vivo* preventive test on *Puccinia recondita* (brown rust on wheat)

Solvent: 5% by volume of Dimethyl sulfoxide
 10% by volume of Acetone

Emulsifier: 1 µL of Tween® 80 per mg of active ingredient

40 The active ingredients are made soluble and homogenized in a mixture of Dimethyl sulfoxide/Acetone/
/Tween® 80 and then diluted in water to the desired concentration.

The young plants of wheat are treated by spraying the active ingredient prepared as described above. Control plants are treated only with an aqueous solution of Acetone/Dimethyl sulfoxide/ Tween® 80. After 24 hours, the plants are contaminated by spraying the leaves with an aqueous suspension of *Puccinia recondita* spores. The contaminated wheat plants are incubated for 24 hours at 20 °C and at 100% relative humidity and then for 10 days at 20 °C and at 70-80% relative humidity.

The test is evaluated 11 days after the inoculation. 0% means an efficacy which corresponds to that of the control plants while an efficacy of 100% means that no disease is observed.

In this test the following compounds according to the invention showed efficacy between 70% and 79% at a concentration of 100 ppm of active ingredient: I.126

In this test the following compounds according to the invention showed efficacy between 80% and 89% at a concentration of 100 ppm of active ingredient: I.017 ; I.034 ; I.036 ; I.037 ; I.044 ; I.045 ; I.047 ; I.094 ; I.095 ; I.129 ; I.140 ; I.141 ; I.171 ; I.173 ; I.175 ; I.177 ; I.178 ; Ia.04 ; Ia.08 ; Ia.09

In this test the following compounds according to the invention showed efficacy between 90% and 100% at a concentration of 100 ppm of active ingredient: I.001 ; I.002 ; I.003 ; I.004 ; I.007 ; I.008 ; I.009 ; I.010 ; I.011 ; I.012 ; I.014 ; I.016 ; I.018 ; I.019 ; I.020 ; I.021 ; I.022 ; I.023 ; I.024 ; I.025 ; I.026 ; I.027 ; I.028 ; I.029 ; I.030 ; I.031 ; I.032 ; I.033 ; I.035 ; I.038 ; I.039 ; I.040 ; I.041 ; I.042 ; I.043 ; I.048 ; I.049 ; I.050 ; I.051 ; I.052 ; I.053 ; I.054 ; I.055 ; I.056 ; I.057 ; I.058 ; I.059 ; I.060 ; I.061 ; I.062 ; I.063 ; I.064 ; I.066 ; I.067 ; I.068 ; I.069 ; I.070 ; I.071 ; I.072 ; I.073 ; I.074 ; I.079 ; I.080 ; I.083 ; I.084 ; I.085 ; I.086 ; I.087 ; I.088 ; I.089 ; I.090 ; I.091 ; I.092 ; I.093 ; I.096 ; I.097 ; I.098 ; I.099 ; Ia.01 ; I.100 ; I.101 ; I.102 ; I.103 ; I.104 ; I.105 ; I.106 ; I.107 ; I.108 ; I.109 ; I.110 ; I.111 ; I.112 ; I.113 ; I.114 ; I.115 ; I.116 ; I.117 ; I.118 ; I.119 ; I.120 ; I.121 ; I.122 ; I.123 ; I.125 ; I.127 ; I.128 ; I.130 ; I.131 ; I.132 ; I.133 ; I.134 ; I.135 ; I.136 ; I.137 ; I.148 ; I.149 ; I.150 ; I.151 ; I.152 ; I.153 ; I.154 ; I.157 ; I.158 ; I.159 ; I.160 ; I.161 ; I.162 ; I.163 ; I.164 ; I.165 ; I.166 ; I.167 ; I.168 ; I.169 ; I.170 ; I.172 ; I.176 ; I.179 ; Ia.02 ; Ia.03 ; Ia.05 ; Ia.06

Under the same conditions, excellent (at least 90%) protection to total protection is observed at a dose of 100 and 10 ppm of active ingredient with compound of example I.067, whereas total to average (less than 40%) protection is observed with the compound of example I.8 (oxa analogue) disclosed in patent application WO-2013/156559 as in table A1:

Table A1:

Example	dose (ppm)	Efficacy
I.067 from this patent	100	100
	10	98
I.8 from WO-2013/156559	100	94
	10	38

Compound I.8 disclosed in international patent WO-2013/156559 corresponds to 5-chloro-N-cyclopropyl-3-(difluoromethyl)-N-[5-fluoro-2-(1-methylcyclopropyl)benzyl]-1-methyl-1H-pyrazole-4-carboxamide.

These results show that the compounds according to the invention have a much better biological activity than the structurally closest compounds disclosed in WO-2013/156559.

Example B : *in vivo* preventive test on *Uromyces appendiculatus* (bean rust)

Solvent: 5% by volume of Dimethyl sulfoxide
 10% by volume of Acetone
 Emulsifier: 1 µL of Tween® 80 per mg of active ingredient

5 The active ingredients are made soluble and homogenized in a mixture of Dimethyl sulfoxide/Acetone/
 /Tween® 80 and then diluted in water to the desired concentration.

The young plants of bean are treated by spraying the active ingredient prepared as described above.
 Control plants are treated only with an aqueous solution of Acetone/Dimethyl sulfoxide/ Tween® 80.

10 After 24 hours, the plants are contaminated by spraying the leaves with an aqueous suspension of
Uromyces appendiculatus spores. The contaminated bean plants are incubated for 24 hours at 20 °C and
 at 100% relative humidity and then for 10 days at 20 °C and at 70-80% relative humidity.

The test is evaluated 11 days after the inoculation. 0% means an efficacy which corresponds to that of
 the control plants while an efficacy of 100% means that no disease is observed.

15 In this test the following compounds according to the invention showed efficacy between 70% and 79% at
 a concentration of 100 ppm of active ingredient: Ia.04

In this test the following compounds according to the invention showed efficacy between 80% and 89% at
 a concentration of 100 ppm of active ingredient: I.016 ; I.037 ; I.038 ; I.044 ; I.045 ; I.079 ; Ia.07

20 In this test the following compounds according to the invention showed efficacy between 90% and 100%
 at a concentration of 100 ppm of active ingredient: I.002 ; I.003 ; I.004 ; I.005 ; I.006 ; I.007 ; I.008 ; I.009 ;
 I.010 ; I.011 ; I.012 ; I.014 ; I.018 ; I.019 ; I.020 ; I.021 ; I.022 ; I.023 ; I.024 ; I.025 ; I.026 ; I.027 ; I.028 ;
 I.029 ; I.030 ; I.031 ; I.032 ; I.033 ; I.034 ; I.035 ; I.036 ; I.039 ; I.040 ; I.041 ; I.042 ; I.043 ; I.046 ; I.047 ;
 I.048 ; I.049 ; I.050 ; I.051 ; I.052 ; I.053 ; I.054 ; I.055 ; I.056 ; I.057 ; I.058 ; I.059 ; I.060 ; I.061 ; I.062 ;
 I.063 ; I.064 ; I.065 ; I.066 ; I.067 ; I.068 ; I.069 ; I.070 ; I.071 ; I.072 ; I.073 ; I.074 ; I.080 ; I.083 ; I.084 ;
 I.085 ; I.086 ; I.087 ; I.088 ; I.089 ; I.090 ; I.091 ; I.092 ; I.093 ; I.094 ; I.096 ; I.097 ; I.098 ; I.099 ; I.100 ;
 25 I.101 ; I.102 ; I.103 ; I.104 ; I.105 ; I.106 ; I.107 ; I.108 ; I.109 ; I.110 ; I.111 ; I.112 ; I.113 ; I.114 ; I.115 ;
 I.118 ; I.119 ; I.120 ; I.121 ; I.122 ; I.123 ; I.125 ; I.127 ; I.128 ; I.129 ; I.130 ; I.131 ; I.132 ; I.133 ; I.134 ;
 I.135 ; I.136 ; I.137 ; I.138 ; I.139 ; I.140 ; I.148 ; I.149 ; I.150 ; I.151 ; I.152 ; I.153 ; I.154 ; I.157 ; I.158 ;
 I.159 ; I.160 ; I.161 ; I.163 ; I.164 ; I.165 ; I.166 ; I.167 ; I.168 ; I.169 ; I.170 ; I.172 ; I.176 ; I.178 ; I.179 ;
 Ia.02 ; Ia.03 ; Ia.05 ; Ia.06 ; Ia.08

30

Under the same conditions, total protection is observed at a dose of 100 and 10 ppm of active ingredient
 with compounds of examples I.066 and I.151, whereas total to poor (less than 30%) protection is
 observed with the compound of example 54 (unsubstituted cyclopropyl analogue) disclosed in patent
 application WO-2010/130767 as in table B1:

35

Table B1:

Example	dose (ppm)	Efficacy
I.066 from this patent	100	100
	10	100
I.151 from this patent	100	100
	10	100
54 from WO-2010/130767	100	100
	10	29

Compound 54 disclosed in international patent WO-2010/130767 corresponds to N-cyclopropyl-N-(6-cyclopropyl-2,3-difluorobenzyl)-3-(difluoromethyl)-5-fluoro-1-methyl-1H-pyrazole-4-carboxamide.

- 5 These results show that the compounds according to the invention have a much better biological activity than the structurally closest compounds disclosed in WO-2010/130767.

Under the same conditions, excellent (at least 90%) protection to total protection is observed at a dose of 100 and 10 ppm of active ingredient with compound of example I.067, whereas total to poor (less than 20%) protection is observed with the compound of example I.8 (oxa analogue) disclosed in patent application WO-2013/156559 as in table B2:

Table B2:

Example	dose (ppm)	Efficacy
I.067 from this patent	100	100
	10	93
I.8 from WO-2013/156559	100	95
	10	14

- 15 Compound I.8 disclosed in international patent WO-2013/156559 corresponds to 5-chloro-N-cyclopropyl-3-(difluoromethyl)-N-[5-fluoro-2-(1-methylcyclopropyl)benzyl]-1-methyl-1H-pyrazole-4-carboxamide. These results show that the compounds according to the invention have a much better biological activity than the structurally closest compounds disclosed in WO-2013/156559.

20 Example C : *in vivo* preventive test on *Phakopsora pachyrhizi* (soybean rust)

Solvent: 24.5 parts by weight of acetone
 24.5 parts by weight of N,N-dimethylacetamide
 Emulsifier: 1 part by weight of alkylaryl polyglycol ether

To produce a suitable preparation of active compound, 1 part by weight of active compound is mixed with the stated amounts of solvent and emulsifier, and the concentrate is diluted with water to the desired concentration.

To test for preventive activity, young plants are sprayed with the preparation of active compound at the stated rate of application. After the spray coating has dried on, the plants are inoculated with an aqueous

spore suspension of the causal agent of soybean rust (*Phakopsora pachyrhizi*) and stay for 24 h without light in an incubation cabinet at approximately 24 °C and a relative atmospheric humidity of 95%.

The plants remain in the incubation cabinet at approximately 24 °C and a relative atmospheric humidity of approximately 80% and a day / night interval of 12 h.

5 The test is evaluated 7 days after the inoculation. 0% means an efficacy which corresponds to that of the untreated control, while an efficacy of 100% means that no disease is observed.

In this test the following compounds according to the invention showed efficacy between 70% and 79% at a concentration of 10 ppm of active ingredient: I.018 ; I.041 ; I.065 ; I.074 ; I.087 ; I.112 ; I.114 ; I.133 ; I.159

10 In this test the following compounds according to the invention showed efficacy between 80% and 89% at a concentration of 10 ppm of active ingredient: I.066 ; I.072 ; I.108 ; I.111

In this test the following compounds according to the invention showed efficacy between 90% and 100% at a concentration of 10 ppm of active ingredient: I.026 ; I.068 ; I.071 ; I.073 ; I.089 ; I.092 ; I.096 ; I.102 ; I.104 ; I.106 ; I.110 ; I.113 ; I.122 ; I.130 ; I.131 ; I.132 ; I.134 ; I.153

15

Under the same conditions, excellent (at least 90%) protection is observed at a dose of 10 ppm of active ingredient with compound of example I.071, whereas no protection is observed with the compound of example 12 (trifluoromethyl analogue) disclosed in patent application WO-2010/130767 as in table C1:

20 Table C1:

Example	dose (ppm)	Efficacy
I.071 from this patent	10	99
12 from WO-2010/130767	10	0

Compound 12 disclosed in international patent WO-2010/130767 corresponds to N-cyclopropyl-3-(difluoromethyl)-5-fluoro-1-methyl-N-[5-methyl-2-(trifluoromethyl)benzyl]-1H-pyrazole-4-carboxamide.

25 These results show that the compounds according to the invention have a much better biological activity than the structurally closest compounds disclosed in WO-2010/130767.

Under the same conditions, excellent (at least 90%) protection is observed at a dose of 10 ppm of active ingredient with compound of example I.110, whereas no protection is observed with the compound of example 41 (unsubstituted cyclopropyl analogue) disclosed in patent application WO-2010/130767 as in table C2:

30

Table C2:

Example	dose (ppm)	Efficacy
I.110 from this patent	10	98
41 from WO-2010/130767	10	0

35 Compound 41 disclosed in international patent WO-2010/130767 corresponds to N-(5-chloro-2-cyclopropylbenzyl)-N-cyclopropyl-3-(difluoromethyl)-5-fluoro-1-methyl-1H-pyrazole-4-carboxamide.

These results show that the compounds according to the invention have a much better biological activity than the structurally closest compounds disclosed in WO-2010/130767.

Under the same conditions, high (at least 80%) protection to total protection is observed at a dose of 10 ppm of active ingredient with compounds of examples I.066 and I.106, whereas no protection is observed with the compound of example 123 (unsubstituted cyclopropyl analogue) disclosed in patent application WO-2010/130767 as in table C3:

Table C3:

Example	dose (ppm)	Efficacy
I.066 from this patent	10	89
I.106 from this patent	10	100 / 98
123 from WO-2010/130767	10	0

10

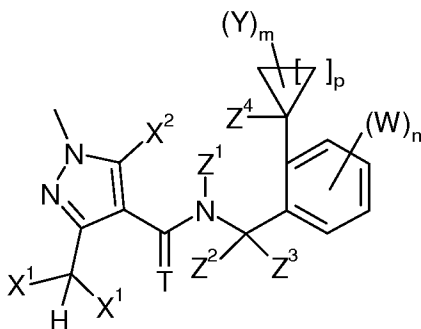
Compound 123 disclosed in international patent WO-2010/130767 corresponds to N-cyclopropyl-N-(2-cyclopropyl-5-fluorobenzyl)-3-(difluoromethyl)-5-fluoro-1-methyl-1H-pyrazole-4-carboxamide.

These results show that the compounds according to the invention have a much better biological activity than the structurally closest compounds disclosed in WO-2010/130767.

15

CLAIMS

1. A compound of formula (I)



(I)

wherein

- X¹ and X² which can be the same or different, represent a chlorine or a fluorine atom ,
- T represents O or S ;
- n represents 0, 1, 2, 3 or 4 ;
- m represents 0, 1, 2, 3, 4, 5 or 6 ;
- p represents 1, 2, 3, 4 or 5 ;
- Z¹ represents a non-substituted C₃-C₇-cycloalkyl or a C₃-C₇-cycloalkyl substituted by up to 10 atoms or groups that can be the same or different and that can be selected in the list consisting of halogen atoms, cyano, C₁-C₈-alkyl, C₁-C₈-halogenoalkyl comprising up to 9 halogen atoms that can be the same or different, C₁-C₈-alkoxy, C₁-C₈-halogenoalkoxy comprising up to 9 halogen atoms that can be the same or different, C₁-C₈-alkoxycarbonyl, C₁-C₈-halogenoalkoxycarbonyl comprising up to 9 halogen atoms that can be the same or different, C₁-C₈-alkylaminocarbonyl and di-C₁-C₈-alkylaminocarbonyl ;
- Z² and Z³, which can be the same or different, represent a hydrogen atom ; substituted or non-substituted C₁-C₈-alkyl ; substituted or non-substituted C₂-C₈-alkenyl ; substituted or non-substituted C₂-C₈-alkynyl ; cyano ; isonitrile ; nitro ; a halogen atom ; substituted or non-substituted C₁-C₈-alkoxy ; substituted or non-substituted C₂-C₈-alkenyloxy ; substituted or non-substituted C₂-C₈-alkynyloxy ; substituted or non-substituted C₃-C₇-cycloalkyl ; substituted or non-substituted C₁-C₈-alkylsulfanyl ; substituted or non-substituted C₁-C₈-alkylsulfonyl ; substituted or non-substituted C₁-C₈-alkylsulfinyl ; amino ; substituted or non-substituted C₁-C₈-alkylamino ; substituted or non-substituted di-C₁-C₈-alkylamino ; substituted or non-substituted C₁-C₈-alkoxycarbonyl ; substituted or non-substituted C₁-C₈-alkylcarbamoyl ; substituted or non-substituted di-C₁-C₈-alkylcarbamoyl ; or substituted or non-substituted N-C₁-C₈-alkyl-C₁-C₈-alkoxy-carbamoyl ; or
- Z² and Z³ together with the carbon atom to which they are linked can form a substituted or non-substituted C₃-C₇-cycloalkyl ;

- Z⁴ represents a halogen atom ; hydroxy ; cyano ; substituted or non-substituted C₁-C₈-alkyl ; C₁-C₈-halogenoalkyl having 1 to 5 halogen atoms ; substituted or non-substituted C₂-C₈-alkenyl ; C₂-C₈-halogenoalkenyl having 1 to 5 halogen atoms ; substituted or non-substituted C₂-C₈-alkynyl ; C₂-C₈-halogenoalkynyl having 1 to 5 halogen atoms ; substituted or non-substituted C₁-C₈-alkoxy ; C₁-C₈-halogenoalkoxy having 1 to 5 halogen atoms ; substituted or non-substituted C₁-C₈-alkylsulfanyl ; formyl ; substituted or non-substituted C₁-C₈-alkylcarbonyl ; carboxy ; or substituted or non-substituted C₁-C₈-alkoxycarbonyl ;
- W independently represents a halogen atom ; nitro ; cyano ; isonitrile ; hydroxy ; amino ; sulfanyl ; pentafluoro-λ⁶-sulfanyl ; formyl ; formyloxy ; formylamino ; substituted or non-substituted (hydroxyimino)-C₁-C₈-alkyl ; substituted or non-substituted (C₁-C₈-alkoxyimino)-C₁-C₈-alkyl ; substituted or non-substituted (C₂-C₈-alkenyloxyimino)-C₁-C₈-alkyl ; substituted or non-substituted (C₂-C₈-alkynyloxyimino)-C₁-C₈-alkyl ; substituted or non-substituted (benzyloxyimino)-C₁-C₈-alkyl ; carboxy ; carbamoyl ; N-hydroxycarbamoyl ; carbamate ; substituted or non-substituted C₁-C₈-alkyl ; C₁-C₈-halogenoalkyl having 1 to 9 halogen atoms ; substituted or non-substituted C₂-C₈-alkenyl ; C₂-C₈-halogenoalkenyl having 1 to 9 halogen atoms ; substituted or non-substituted C₂-C₈-alkynyl ; C₂-C₈-halogenoalkynyl having 1 to 9 halogen atoms ; substituted or non-substituted C₁-C₈-alkoxy ; C₁-C₈-halogenoalkoxy having 1 to 9 halogen atoms ; substituted or non-substituted C₁-C₈-alkylsulfanyl ; C₁-C₈-halogenoalkylsulfanyl having 1 to 9 halogen atoms ; substituted or non-substituted C₁-C₈-alkylsulfinyl ; C₁-C₈-halogenoalkylsulfinyl having 1 to 9 halogen atoms ; substituted or non-substituted C₁-C₈-alkylsulfonyl ; C₁-C₈-halogenoalkylsulfonyl having 1 to 9 halogen atoms ; substituted or non-substituted C₁-C₈-alkylamino ; substituted or non-substituted di-C₁-C₈-alkylamino ; substituted or non-substituted C₂-C₈-alkenyloxy ; C₂-C₈-halogenoalkenyloxy having 1 to 9 halogen atoms ; substituted or non-substituted C₃-C₈-alkynyloxy ; C₂-C₈-halogenoalkynyloxy having 1 to 9 halogen atoms ; substituted or non-substituted C₃-C₇-cycloalkyl ; C₃-C₇-halogenocycloalkyl having 1 to 9 halogen atoms ; substituted or non-substituted (C₃-C₇-cycloalkyl)-C₁-C₈-alkyl ; substituted or non-substituted C₄-C₇-cycloalkenyl ; C₄-C₇-halogenocycloalkenyl having 1 to 9 halogen atoms ; substituted or non-substituted (C₃-C₇-cycloalkyl)-C₂-C₈-alkenyl ; substituted or non-substituted (C₃-C₇-cycloalkyl)-C₂-C₈-alkynyl ; substituted or non-substituted bicyclo[2.2.1]heptanyl ; substituted or non-substituted bicyclo[2.2.1]heptenyl ; substituted or non-substituted tri(C₁-C₈)alkylsilyl ; substituted or non-substituted tri(C₁-C₈)alkylsilyl-C₁-C₈-alkyl ; substituted or non-substituted C₁-C₈-alkylcarbonyl ; C₁-C₈-halogenoalkylcarbonyl having 1 to 9 halogen atoms ; substituted or non-substituted C₁-C₈-alkylcarbonyloxy ; C₁-C₈-halogenoalkylcarbonyloxy having 1 to 9 halogen atoms ; substituted or non-substituted C₁-C₈-alkylcarbonylamino ; C₁-C₈-halogenoalkylcarbonylamino having 1 to 9 halogen atoms ; substituted or non-substituted C₁-C₈-alkoxycarbonyl ; C₁-C₈-halogenoalkoxycarbonyl having 1 to 9 halogen atoms ; substituted or non-substituted C₁-C₈-alkyloxycarbonyloxy ; C₁-C₈-halogenoalkyloxycarbonyloxy having 1 to 9 halogen atoms ; substituted or non-substituted C₁-C₈-alkylcarbamoyl ; substituted or non-substituted di-C₁-C₈-alkylcarbamoyl ; substituted or non-substituted C₁-C₈-alkylaminocarbonyloxy ; substituted or non-substituted di-C₁-C₈-alkylaminocarbonyloxy ; substituted or non-substituted N-(C₁-C₈-alkyl)hydroxy carbamoyl ; substituted or non-substituted C₁-C₈-alkoxycarbamoyl ; substituted or non-substituted N-(C₁-C₈-alkyl)-C₁-C₈-alkoxycarbamoyl ; aryl that can be substituted by up to 6

groups Q which can be the same or different ; C₁-C₈-arylalkyl that can be substituted by up to 6 groups Q which can be the same or different ; C₂-C₈-arylalkenyl that can be substituted by up to 6 groups Q which can be the same or different ; C₂-C₈-arylalkynyl that can be substituted by up to 6 groups Q which can be the same or different ; aryloxy that can be substituted by up to 6 groups Q which can be the same or different ; arylsulfanyl that can be substituted by up to 6 groups Q which can be the same or different ; arylamino that can be substituted by up to 6 groups Q which can be the same or different ; C₁-C₈-arylalkyloxy that can be substituted by up to 6 groups Q which can be the same or different ; C₁-C₈-arylalkylsulfanyl that can be substituted by up to 6 groups Q which can be the same or different ; C₁-C₈-arylalkylamino that can be substituted by up to 6 groups Q which can be the same or different ; C₁-C₈-heteroarylalkyl that can be substituted by up to 6 groups Q which can be the same or different ; heteroaryl which can be substituted by up to 4 groups Q ; or heteroaryloxy which can be substituted by up to 4 groups Q ; or

- Z⁴ and its vicinal substituent W, together with the carbon atom to which they are linked, can form a substituted or non-substituted C₄-C₇-cycloalkyl ;

- Y independently represents a halogen atom ; C₁-C₈-alkyl ; C₁-C₈-halogenoalkyl having 1 to 9 halogen atoms ; substituted or non-substituted C₁-C₈-alkoxy ; C₁-C₈-halogenoalkoxy having 1 to 9 halogen atoms ; substituted or non-substituted C₁-C₈-alkylsulfanyl ; C₁-C₈-halogenoalkylsulfanyl having 1 to 9 halogen atoms ; or substituted or non-substituted C₁-C₈-alkoxycarbonyl ; Q independently represents a halogen atom, cyano, nitro, substituted or non-substituted C₁-C₈-alkyl, C₁-C₈-halogenoalkyl comprising up to 9 halogen atoms that can be the same or different, substituted or non-substituted C₁-C₈-alkoxy, C₁-C₈-halogenoalkoxy comprising up to 9 halogen atoms that can be the same or different, substituted or non-substituted C₁-C₈-alkylsulfanyl, C₁-C₈-halogenoalkylsulfanyl comprising up to 9 halogen atoms that can be the same or different, substituted or non-substituted tri(C₁-C₈)alkylsilyl, substituted or non-substituted tri(C₁-C₈)alkylsilyl-C₁-C₈-alkyl, substituted or non-substituted (C₁-C₈-alkoxyimino)-C₁-C₈-alkyl , or substituted or non-substituted (benzyloxyimino)-C₁-C₈-alkyl ;

as well as its salts, N-oxides, metal complexes, metalloid complexes and optically active isomers or geometric isomers thereof.

2. A compound according to claim 1 wherein X¹ represents a fluorine atom.

3. A compound according to any one of claims 1 to 2 wherein X² represents a fluorine atom.

4. A compound according to any one of claims 1 to 3 wherein T represents O.

5. A compound according to any one of claims 1 to 4 wherein Z¹ represents a substituted or non-substituted cyclopropyl.

6. A compound according to claim 5 wherein Z¹ represents a non-substituted cyclopropyl or C₁-C₅-alkylcyclopropyl.

7. A compound according to any one of claims 1 to 6 wherein Z^2 and Z^3 independently represent a hydrogen atom or a methyl.

5 8. A compound according to any one of claims 1 to 7 wherein p represents 1, 3 or 4.

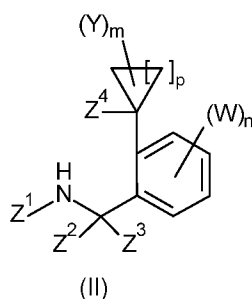
9. A compound according to any one of claims 1 to 8 wherein Z^4 represents a halogen, substituted or non-substituted C_1 - C_4 -alkyl, C_1 - C_4 -halogenoalkyl having 1 to 3 halogen atoms, substituted or non-substituted C_1 - C_4 -alkyloxy, substituted or non-substituted cyclopropyl, substituted or non-substituted C_2 - C_4 -alkenyl or substituted or non-substituted C_2 - C_4 -alkynyl.

10. A compound according to claim 9 wherein Z^4 represents chloro, methyl, ethyl, propyl, isopropyl, isobutyl, cyclopropyl, methoxy, methoxymethyl, difluoromethyl, trifluoromethyl or ethynyl.

15 11. A compound according to any one of claims 1 to 10 wherein W independently, represents a halogen atom ; substituted or non-substituted C_1 - C_8 -alkyl ; C_1 - C_8 -halogenoalkyl comprising up to 9 halogen atoms which can be the same or different ; substituted or non-substituted C_2 - C_8 -alkenyl ; substituted or non-substituted C_5 - C_7 -cycloalkenyl ; substituted or non-substituted C_3 - C_7 -cycloalkyl; tri(C_1 - C_8 -alkyl)silyl; substituted or non-substituted C_1 - C_8 -alkoxy; substituted or non-substituted C_1 - C_8 -alkylsulfanyl; substituted
20 or non-substituted phenyl; substituted or non-substituted thienyl or substituted or non-substituted furyl.

12. A compound according to any one of claims 1 to 11 wherein Y independently, represents a halogen or a substituted or non-substituted C_1 - C_8 -alkyl.

25 13. A compound of of formula (II) as well as their acceptable salts:

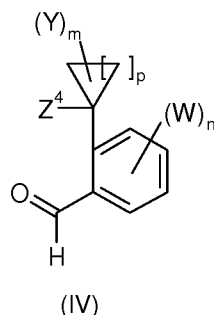


wherein Z^1 , Z^2 , Z^3 , Z^4 , n, m, p, W and Y are as defined in any one of claims 1 to 12.

30

14. A compound of formula (IV) :

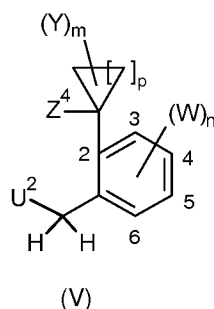
103



wherein Z^4 , n , m , p , W and Y are as defined in any one of claims 1 to 12, providing that (IV) does not represent :

- 2-(1-methoxycycloheptyl)-5-(trifluoromethyl)benzaldehyde
- methyl (1S,2S)-2-ethoxy-2-(2-formylphenyl)cyclopropanecarboxylate, and
- methyl (1S,2R)-2-ethoxy-2-(2-formylphenyl)cyclopropanecarboxylate.

15. A compound of formula (V) :



wherein U^2 is a halogen and Z^4 , n , m , p , W and Y are as herein-defined, providing that compound (V) does not represent :

- 1-[2-(bromomethyl)-3-chlorophenyl]cyclobutanol
- 1-[2-(bromomethyl)phenyl]cyclopropanecarbonitrile
- 1-[2-(bromomethyl)-4-(trifluoromethyl)phenyl]cycloheptyl methyl ether
- 2-(bromomethyl)-1-(1-methoxycyclopentyl)-4-(trifluoromethyl)benzene
- 2-(bromomethyl)-1-(1-methoxycyclohexyl)-4-(trifluoromethyl)benzene, and
- 1-[2-(bromomethyl)phenyl]cyclopentanecarbonitrile.

16. A compound of formula (V) according to claim 15 providing that compound (V) further does not represent 1-[2-(chloromethyl)-4,5-dimethoxyphenyl]cyclopentanecarbonitrile.

17. A fungicide composition comprising, as an active ingredient, an effective amount of a compound of formula (I) according to claims 1 to 12 and an agriculturally acceptable support, carrier or filler.

18. A method for controlling phytopathogenic fungi of crops, characterized in that an agronomically effective and substantially non-phytotoxic quantity of a compound according to any one of claims 1 to 12 or a composition according to claim 17 is applied to the soil where plants grow or are capable of growing,

to the leaves and/or the fruit of plants or to the seeds of plants.

19. Process for producing compositions for controlling phytopathogenic harmful fungi, characterized in that derivatives of the formula (I) according to any one of claims 1 to 12 are mixed with extenders and/or
5 surfactants.

20. Use of compounds of the formula (I) according to any one of claims 1 to 12 or of a composition according to claim 17 for the control of phytopathogenic harmful fungi or for treatment of plants, seeds, transgenic plants or transgenic seeds.

INTERNATIONAL SEARCH REPORT

International application No
PCT/EP2014/076512

A. CLASSIFICATION OF SUBJECT MATTER
INV. C07D231/16 A01N43/56
ADD.
According to International Patent Classification (IPC) or to both national classification and IPC

B. FIELDS SEARCHED
Minimum documentation searched (classification system followed by classification symbols)
C07D
Documentation searched other than minimum documentation to the extent that such documents are included in the fields searched

Electronic data base consulted during the international search (name of data base and, where practicable, search terms used)
EPO-Internal

C. DOCUMENTS CONSIDERED TO BE RELEVANT		
Category*	Citation of document, with indication, where appropriate, of the relevant passages	Relevant to claim No.
X	WO 2013/156559 A1 (BAYER CROPSCIENCE AG [DE]) 24 October 2013 (2013-10-24) page 52 - page 67; table 1 -----	1-20
X	EP 2 251 331 A1 (BAYER CROPSCIENCE AG [DE]) 17 November 2010 (2010-11-17) example 54 -----	1-20
A	WO 2012/052490 A1 (BAYER CROPSCIENCE AG [DE]; BENTING JUERGEN [DE]; CRISTAU PIERRE [FR];) 26 April 2012 (2012-04-26) the whole document ----- -/--	1-20

Further documents are listed in the continuation of Box C.

See patent family annex.

* Special categories of cited documents :

- "A" document defining the general state of the art which is not considered to be of particular relevance
- "E" earlier application or patent but published on or after the international filing date
- "L" document which may throw doubts on priority claim(s) or which is cited to establish the publication date of another citation or other special reason (as specified)
- "O" document referring to an oral disclosure, use, exhibition or other means
- "P" document published prior to the international filing date but later than the priority date claimed

"T" later document published after the international filing date or priority date and not in conflict with the application but cited to understand the principle or theory underlying the invention

"X" document of particular relevance; the claimed invention cannot be considered novel or cannot be considered to involve an inventive step when the document is taken alone

"Y" document of particular relevance; the claimed invention cannot be considered to involve an inventive step when the document is combined with one or more other such documents, such combination being obvious to a person skilled in the art

"&" document member of the same patent family

Date of the actual completion of the international search 10 February 2015	Date of mailing of the international search report 20/02/2015
Name and mailing address of the ISA/ European Patent Office, P.B. 5818 Patentlaan 2 NL - 2280 HV Rijswijk Tel. (+31-70) 340-2040, Fax: (+31-70) 340-3016	Authorized officer Baston, Eckhard

INTERNATIONAL SEARCH REPORT

International application No
PCT/EP2014/076512

C(Continuation). DOCUMENTS CONSIDERED TO BE RELEVANT		
Category*	Citation of document, with indication, where appropriate, of the relevant passages	Relevant to claim No.
A	XING, S. ET AL.: "Lewis Acid Catalyzed Intramolecular [3+2] Cross-Cycloaddition of Donor-Acceptor Cyclopropanes with Carbonyls: A general Strategy for the Construction of Acetal[n2.1] Skeletons", ANGEWANDTE CHEMIE, vol. 50, 2011, pages 12605-12609, XP002719840, example 1o	14
X	----- WO 2007/105050 A1 (PFIZER PROD INC [US]; CHANG GEORGE [US]; GARIGIPATI RAVI SHANKER [US];) 20 September 2007 (2007-09-20) Preparation 23, 41, 44 and 45; page 116	14,15
X	----- PER KOLSAKER ET AL: "Synthesis of 2-Bromo-2-methyl-1-(o-bromomethylphenyl)pyrrolidene-malononitrile and its Reactions with Selected Nucleophiles.", ACTA CHEMICA SCANDINAVICA, vol. 34b, 1 January 1980 (1980-01-01), pages 721-729, XP55159672, ISSN: 0904-213X, DOI: 10.3891/acta.chem.scand.34b-0721 Scheme 2: compound 8 Scheme 3: compound 13	15
X	----- PAINTER, O. T. ET AL.: "In situ generation and intramolecular Schmidt Reaction of Keto Azides in a Microwave-Assisted Flow Format", CHEM. EUR. J., vol. 17, 2011, pages 9595-9598, XP002735259, example 8; table 2	15
X	----- DATABASE REGISTRY [Online] CHEMICAL ABSTRACTS SERVICE, COLUMBUS, OHIO, US; 16 November 2000 (2000-11-16), "303039-27-2", XP002735260, retrieved from STN compounds 303039-27-2	15
A	----- KISEL, V.M. ET AL.: "Condensed Isoquinolines. 15. Synthesis of 5,10-Dihydro[1,2,4]Triazolo[1,5-b]-Isoquinolines and Related Spiranes", CHEMISTRY OF HETEROCYCLIC COMPOUNDS, vol. 38, no. 10, 2002, pages 1253-1262, XP002735261, example 6	15
	----- -/--	

INTERNATIONAL SEARCH REPORT

International application No
PCT/EP2014/076512

C(Continuation). DOCUMENTS CONSIDERED TO BE RELEVANT		
Category*	Citation of document, with indication, where appropriate, of the relevant passages	Relevant to claim No.
A	KISEL, V.M. ET AL.: "Condensed Isoquinolines. 14. Spirocyclic Systems containing a Benzo[5,6][1,2,4]-Thiadiazino[4,3-b]Isoquinoline Ring", CHEMISTRY OF HETEROCYCLIC COMPOUNDS, vol. 38, no. 9, 2002, pages 1130-1133, XP002735262, example 2	15
X	----- WO 2009/027785 A2 (PFIZER PROD INC [US]; CHANG GEORGE [US]; GARIGIPATI RAVI SHANKER [US];) 5 March 2009 (2009-03-05) preparation 21; page 120 - page 121 -----	15

INTERNATIONAL SEARCH REPORT

Information on patent family members

International application No
PCT/EP2014/076512

Patent document cited in search report	Publication date	Patent family member(s)	Publication date	
WO 2013156559	A1	24-10-2013	AR 090763 A1	03-12-2014
			AU 2013251109 A1	04-12-2014
			CA 2865599 A1	24-10-2013
			EP 2838893 A1	25-02-2015
			WO 2013156559 A1	24-10-2013

EP 2251331	A1	17-11-2010	NONE	

WO 2012052490	A1	26-04-2012	CA 2815105 A1	26-04-2012
			CN 103313973 A	18-09-2013
			CO 6781474 A2	31-10-2013
			EP 2630125 A1	28-08-2013
			JP 2013541554 A	14-11-2013
			KR 20130129203 A	27-11-2013
			US 2013210864 A1	15-08-2013
			WO 2012052490 A1	26-04-2012

WO 2007105050	A1	20-09-2007	AR 059803 A1	30-04-2008
			AU 2007226261 A1	20-09-2007
			CA 2645294 A1	20-09-2007
			CA 2717249 A1	20-09-2007
			CR 10264 A	23-09-2008
			DO P2007000047 A	15-09-2007
			EA 200801815 A1	27-02-2009
			EC SP088729 A	31-10-2008
			EP 1996564 A1	03-12-2008
			GT 200700020 A	15-11-2007
			IL 193571 A	31-12-2012
			JP 5075843 B2	21-11-2012
			JP 2009531312 A	03-09-2009
			KR 20080091861 A	14-10-2008
			MA 30271 B1	02-03-2009
			NL 2000514 A1	11-09-2007
			NL 2000514 C2	31-03-2009
			PE 01182008 A1	22-02-2008
			RS 20080410 A	08-09-2009
			SG 176418 A1	29-12-2011
US 2007213371 A1	13-09-2007			
UY 30196 A1	31-10-2007			
WO 2007105050 A1	20-09-2007			

WO 2009027785	A2	05-03-2009	AR 068064 A1	04-11-2009
			TW 200918509 A	01-05-2009
			WO 2009027785 A2	05-03-2009
