



US00D770207S

(12) **United States Design Patent** (10) **Patent No.:** **US D770,207 S**
Legare (45) **Date of Patent:** **** Nov. 1, 2016**

(54) **TABLE TOP**

(71) Applicant: **TABLES MODULAIRES POSITIONNELLES 2008 INC.,**
Drummondville (CA)

(72) Inventor: **Marc-Antoine Legare,** Drummondville (CA)

(73) Assignee: **TABLES MODULAIRES POSITIONNELLES 2008 INC.,**
Drummondville (CA)

(**) Term: **14 Years**

(21) Appl. No.: **29/499,671**

(22) Filed: **Aug. 18, 2014**

(51) **LOC (10) Cl.** **06-06**

(52) **U.S. Cl.**
USPC **D6/707.22; D6/707.15**

(58) **Field of Classification Search**
USPC **D6/685, 691.1, 696, 697, 707.15, D6/707.18, 707.22**

CPC **A47B 7/00; A47B 13/00; A47B 13/003; A47B 13/08; A47B 13/088; A47B 13/10; A47B 13/081; A47B 9/00; A47B 2009/006; A47B 11/00; A47B 87/002; A47B 2087/004; A47B 2200/003; A47B 2200/0039**

See application file for complete search history.

(56) **References Cited**

U.S. PATENT DOCUMENTS

3,437,390 A * 4/1969 Evans A47B 11/00 108/64
D227,966 S * 7/1973 Duern D6/696

D280,368 S * 9/1985 Crespi D6/696.1
D286,353 S * 10/1986 Robolin D6/641
5,438,937 A * 8/1995 Ball A47B 87/002 108/64
D569,142 S * 5/2008 Burak D6/707.22
D728,981 S * 5/2015 Legare D6/707.15
D736,021 S * 8/2015 Legare D6/707.15
D745,797 S * 12/2015 Legare D6/707.22
D745,798 S * 12/2015 Legare D6/707.22

OTHER PUBLICATIONS

Tables Modulaires Positionnelles Inc., 2013 Catalogue, pp. 2, 4, 5, 6 and 14, 1990 models.

* cited by examiner

Primary Examiner — Mary Ann Calabrese

(74) *Attorney, Agent, or Firm* — Gwendoline Bruneau

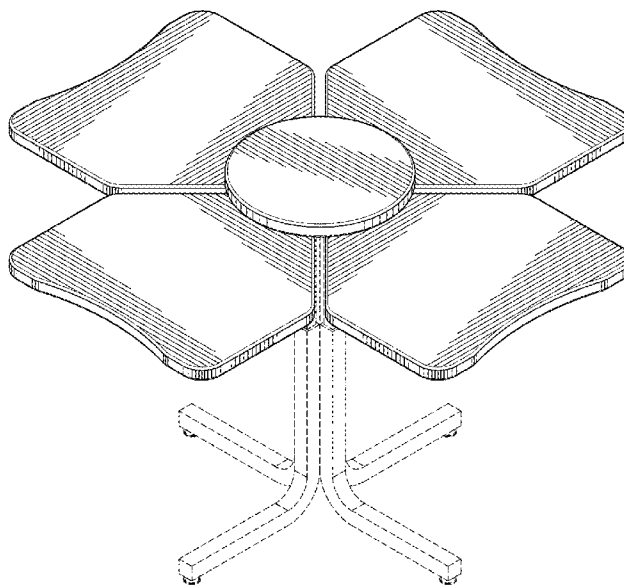
(57) **CLAIM**

The ornamental design for a table top, as shown and described.

DESCRIPTION

FIG. 1 is a perspective view of the table top;
FIG. 2 is a top view of the table top of FIG. 1;
FIG. 3 is a side view of the table top of FIG. 1; and,
FIG. 4 is a bottom view of the table top of FIG. 1.
The evenly spaced broken lines represent environment and form no part of the claimed design. The dot dash broken lines represent unclaimed boundary lines and form no part of the claimed design.

1 Claim, 4 Drawing Sheets



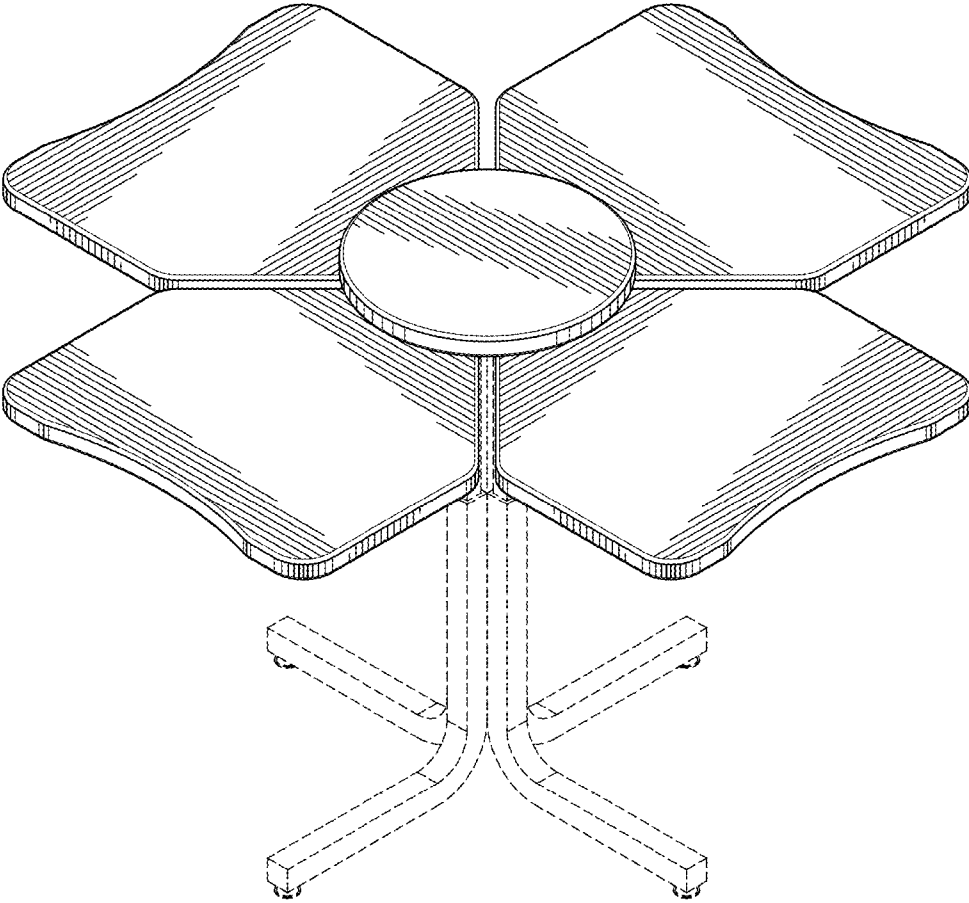


FIG. 1

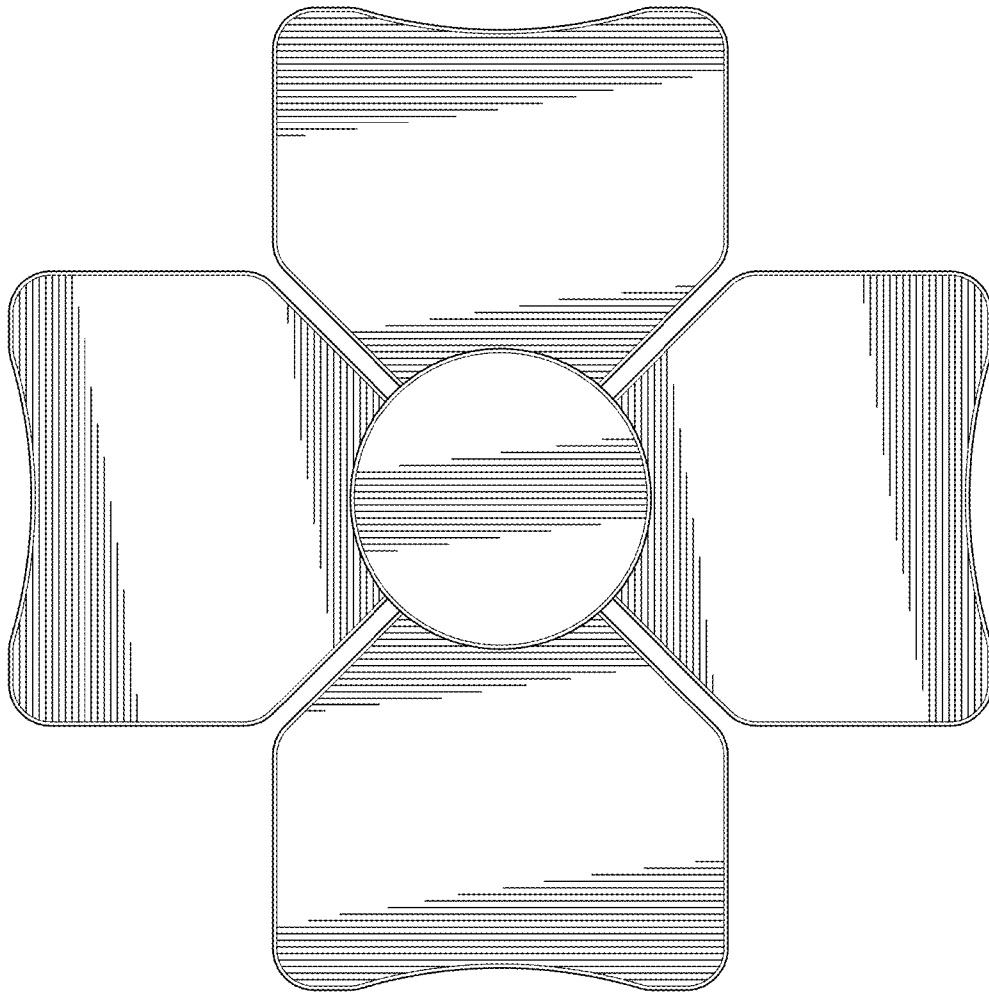


FIG. 2

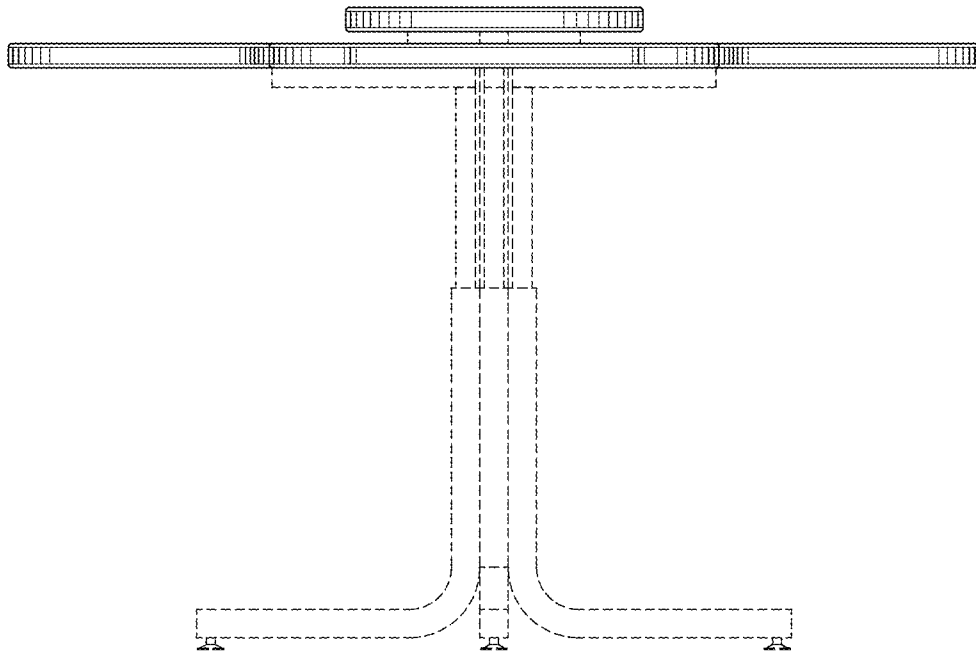


FIG. 3

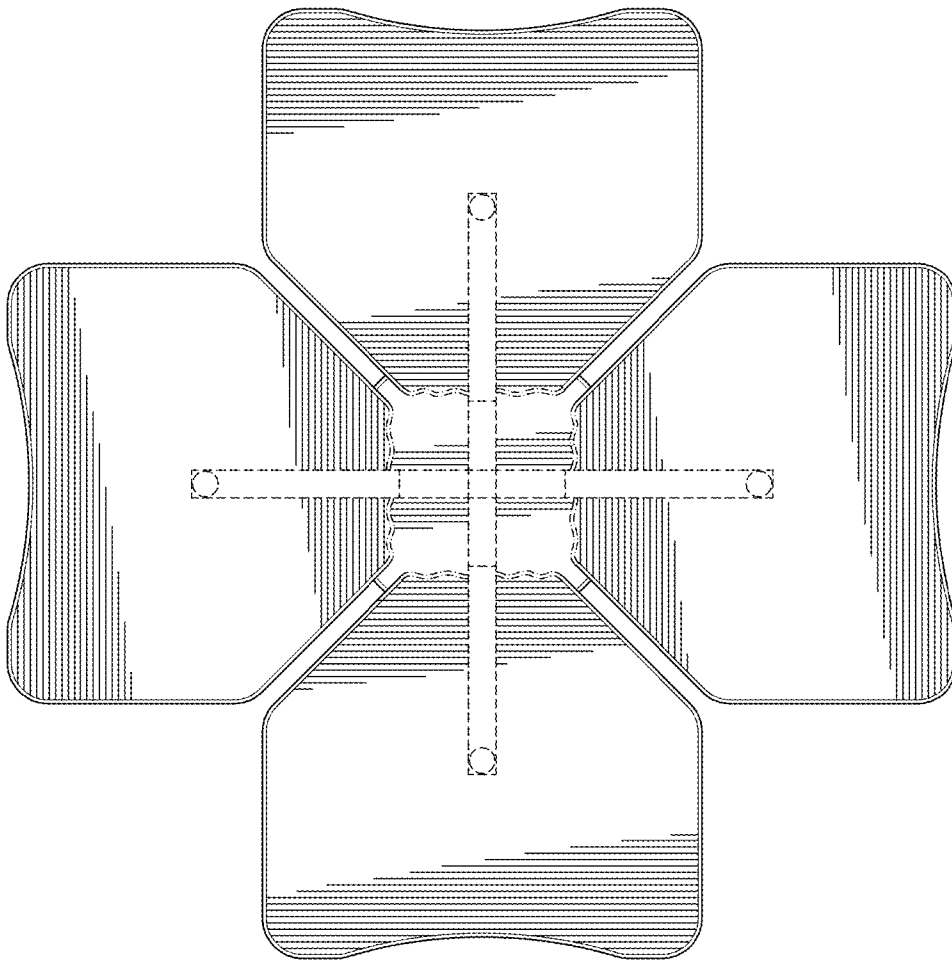


FIG. 4