



US00D846060S

(12) **United States Design Patent**  
**Gray**

(10) **Patent No.:** **US D846,060 S**

(45) **Date of Patent:** **\*\* Apr. 16, 2019**

(54) **FISHING LURE**

(71) Applicant: **Donald F. Gray**, Owosso, MI (US)

(72) Inventor: **Donald F. Gray**, Owosso, MI (US)

(\*\*) Term: **15 Years**

(21) Appl. No.: **29/636,813**

(22) Filed: **Feb. 12, 2018**

(51) **LOC (11) Cl.** ..... **22-05**

(52) **U.S. Cl.**  
USPC ..... **D22/129**

(58) **Field of Classification Search**  
USPC ..... D22/126-133; 43/17.6, 42.53, 42.33,  
43/42.32, 42.34, 42.5  
CPC ..... A01K 85/10; A01K 85/14  
See application file for complete search history.

(56) **References Cited**

**U.S. PATENT DOCUMENTS**

1,750,604	A *	3/1930	Pflueger	.....	A01K 85/10 43/42.32
2,192,563	A *	3/1940	Starkey	.....	A01K 85/10 43/42.34
D161,716	S *	1/1951	Starkey	.....	43/42.34
2,748,523	A *	6/1956	McNabb	.....	A01K 85/14 43/42.5
4,854,071	A *	8/1989	Kendall	.....	A01K 85/14 43/42.33
D328,633	S *	8/1992	Terrill	.....	D22/129

D412,733	S *	8/1999	Cox	.....	D22/129
D635,636	S *	4/2011	Bekkala	.....	D22/129
D637,685	S *	5/2011	Pruitt	.....	D22/129
D684,655	S *	6/2013	Matson	.....	D22/129
D697,579	S *	1/2014	O'Grady	.....	D22/129

\* cited by examiner

*Primary Examiner* — Catherine R Oliver-Garcia  
(74) *Attorney, Agent, or Firm* — Ronald R. Kilponen

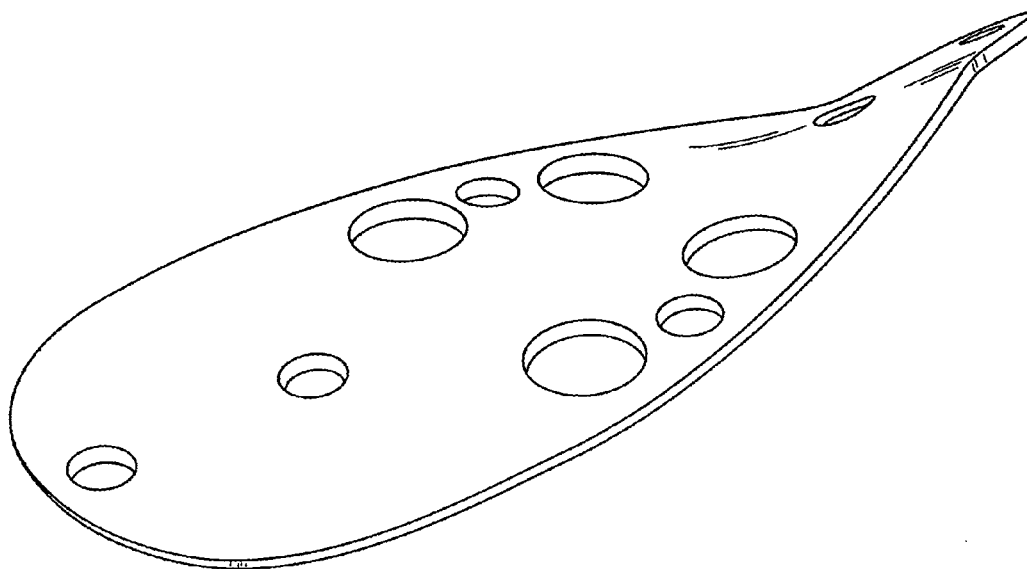
(57) **CLAIM**

I claim the ornamental design for the fishing lure, as shown and described.

**DESCRIPTION**

FIG. 1 is a top perspective view of one embodiment of a fishing lure showing the new design;  
 FIG. 2 is a bottom view thereof;  
 FIG. 3 is a top view thereof;  
 FIG. 4 is an end view thereof;  
 FIG. 5 is an opposite end view thereof;  
 FIG. 6 is a right side view thereof;  
 FIG. 7 is a left side view thereof;  
 FIG. 8 is a top perspective view of another embodiment of a fishing lure showing the new design;  
 FIG. 9 is a bottom view thereof;  
 FIG. 10 is an top view thereof;  
 FIG. 11 is an end view thereof;  
 FIG. 12 is a opposite end view thereof;  
 FIG. 13 is a left side view thereof; and,  
 FIG. 14 is a right side view thereof.

**1 Claim, 8 Drawing Sheets**



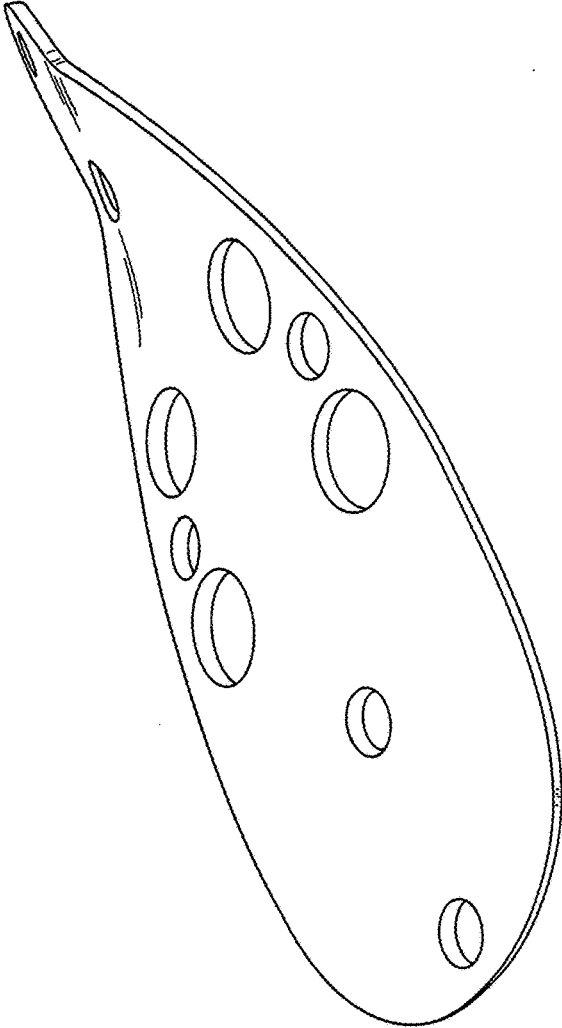


FIG. 1

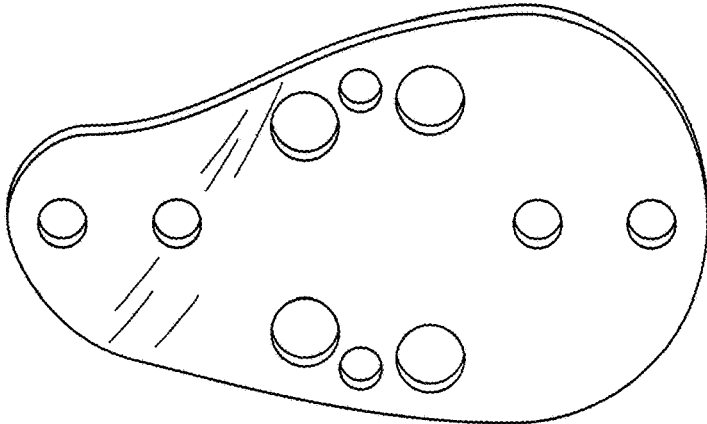


FIG. 3

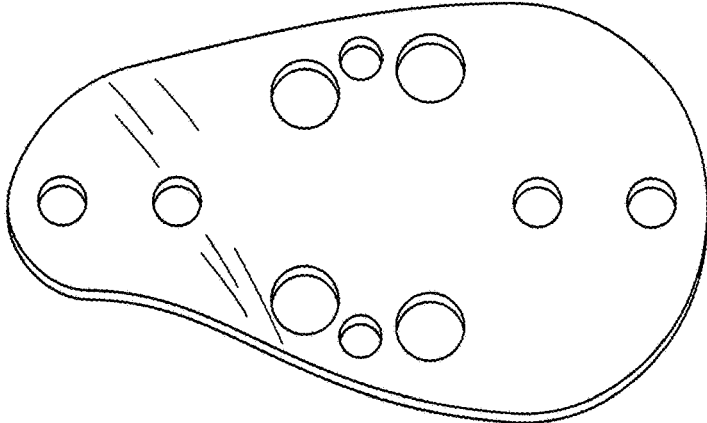


FIG. 2

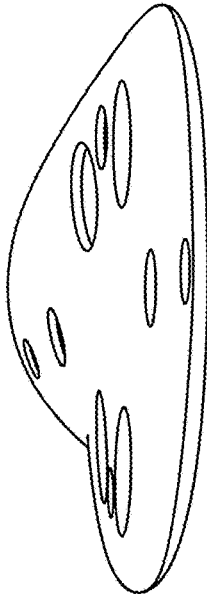


FIG. 4



FIG. 5



FIG. 6

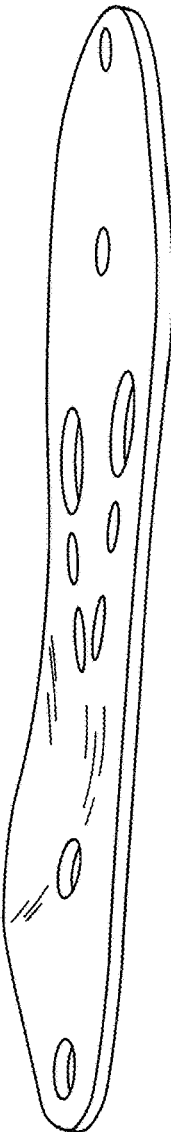


FIG. 7

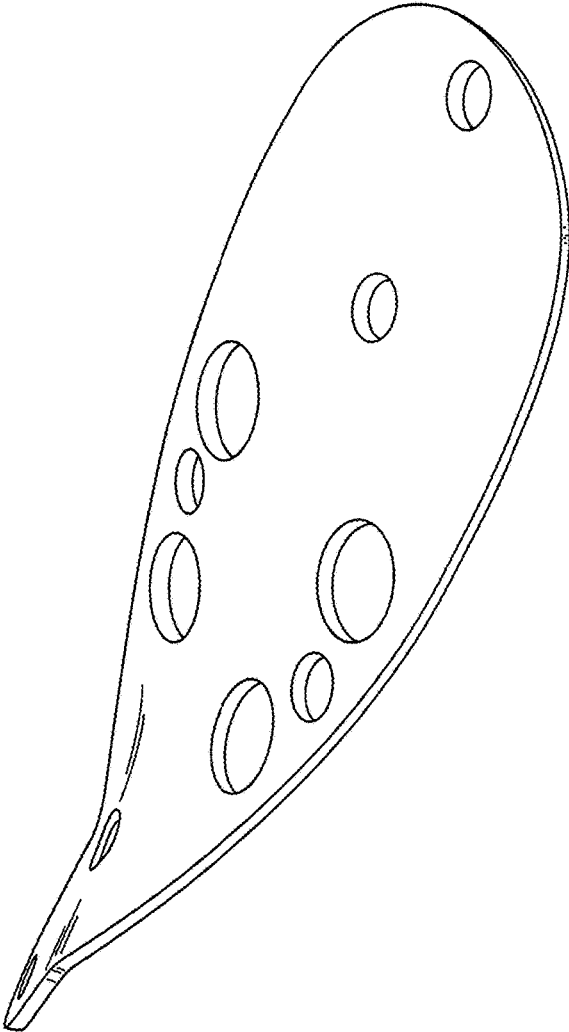


FIG. 8

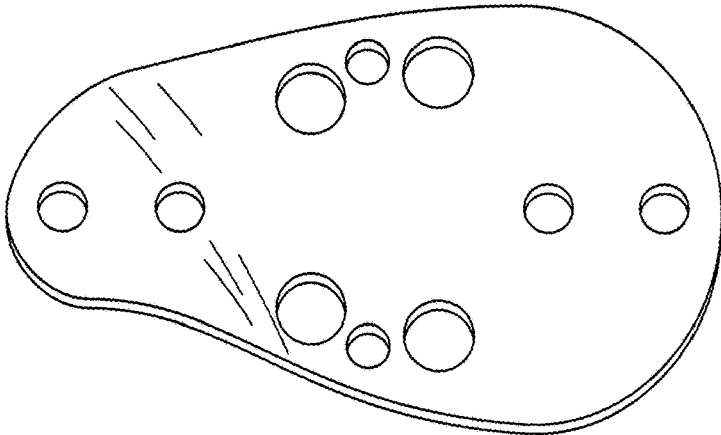


FIG. 10

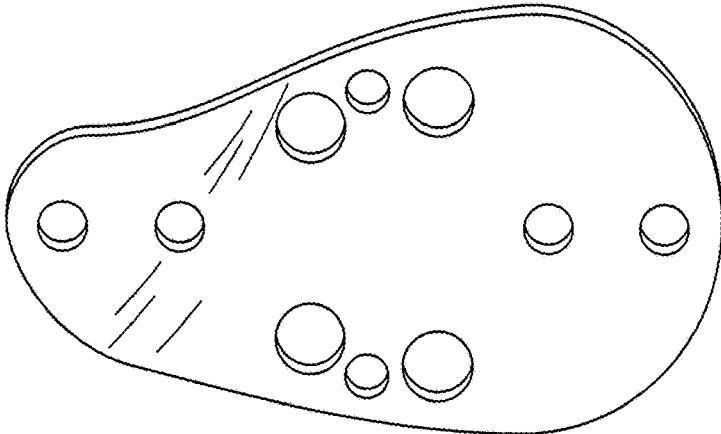


FIG. 9

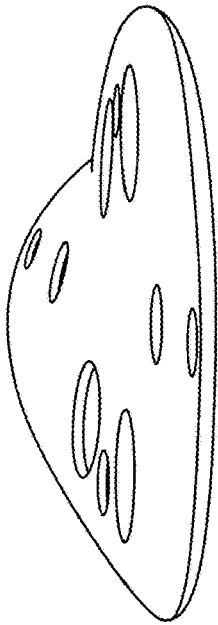


FIG. 11



FIG. 12



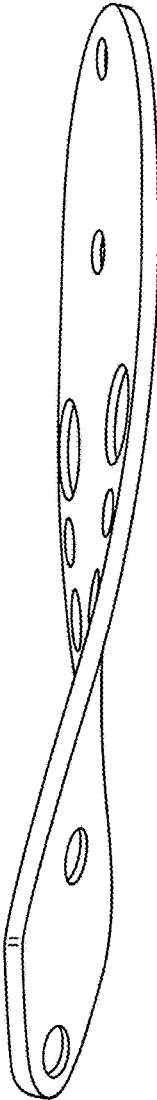


FIG. 13

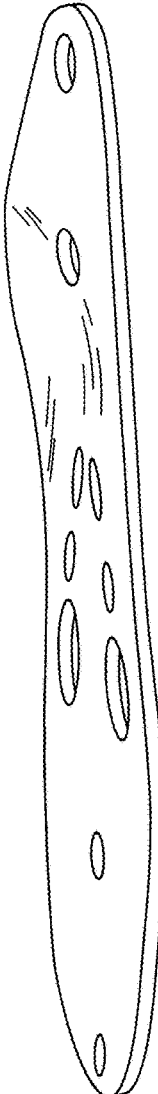


FIG. 14