



HU000028956T2

(19) **HU**(11) Lajstromszám: **E 028 956**(13) **T2****MAGYARORSZÁG**  
Szellemi Tulajdon Nemzeti Hivatala**EURÓPAI SZABADALOM**  
**SZÖVEGÉNEK FORDÍTÁSA**

(21) Magyar ügyszám: <b>E 11 180603</b>	(51) Int. Cl.: <b>A61K 45/06</b>	(2006.01)
(22) A bejelentés napja: <b>2009. 10. 30.</b>	<b>A61K 311/35</b>	(2006.01)
(96) Az európai bejelentés bejelentési száma: <b>EP 20090180603</b>	<b>A61K 311/37</b>	(2006.01)
(97) Az európai bejelentés közzétételi adatai: <b>EP 2397158 A2</b> <b>2011. 12. 21.</b>	<b>A61K 311/38</b>	(2006.01)
(97) Az európai szabadalom megadásának meghirdetési adatai: <b>EP 2397158 B1</b> <b>2016. 04. 13.</b>	<b>A61K 31/15</b>	(2006.01)
	<b>A61P 25/00</b>	(2006.01)
	<b>A61K 313/43</b>	(2006.01)
	<b>A61K 3145/25</b>	(2006.01)
	<b>A61K 314/85</b>	(2006.01)

(30) Elsőbbségi adatok: <b>109832 P</b> <b>2008. 10. 30.</b> <b>US</b>	(73) Jogosult(ak): <b>CONCERT PHARMACEUTICALS, INC.,</b> <b>Lexington, MA 02421 (US)</b>
(72) Feltaláló(k): <b>Thomas, Amanda, Watertown, MA Massachusetts 02472</b> <b>(US)</b>	(74) Képvisező: <b>SWORKS Nemzetközi Szabadalmi Ügyvivői</b> <b>Iroda Kft., Budapest</b>

(54) **Morfinan vegyületek és antidepresszáns kombinációja pseudobulbáris affektus kezelésére**

Az európai szabadalom ellen, megadásának az Európai Szabadalmi Közlönyben való meghirdetésétől számított kilenc hónapon belül, felszólalást lehet benyújtani az Európai Szabadalmi Hivatalnál. (Európai Szabadalmi Egyezmény 99. cikk(1))

A fordítást a szabadalmas az 1995. évi XXXIII. törvény 84/H. §-a szerint nyújtotta be. A fordítás tartalmi helyességét a Szellemi Tulajdon Nemzeti Hivatala nem vizsgálta.



(11) **EP 2 397 158 B1**

(12) **EUROPEAN PATENT SPECIFICATION**

(45) Date of publication and mention  
of the grant of the patent:  
**13.04.2016 Bulletin 2016/15**

(21) Application number: **11180603.0**

(22) Date of filing: **30.10.2009**

(51) Int Cl.:  
**A61K 45/06** <sup>(2006.01)</sup> **A61K 31/485** <sup>(2006.01)</sup>  
**A61K 31/137** <sup>(2006.01)</sup> **A61K 31/343** <sup>(2006.01)</sup>  
**A61K 31/135** <sup>(2006.01)</sup> **A61K 31/15** <sup>(2006.01)</sup>  
**A61K 31/4525** <sup>(2006.01)</sup> **A61K 31/138** <sup>(2006.01)</sup>  
**A61P 25/00** <sup>(2006.01)</sup>

(54) **Combination of morphinan compounds and antidepressant for the treatment of pseudobulbar affect**

Kombination von Morphinan-Verbindungen und Antidepressiva zur Behandlung von pseudobulbärem Affekt

Combinaison de composés de morphinane et d'antidépresseur pour le traitement de l'affect pseudobulbaire

(84) Designated Contracting States:  
**AT BE BG CH CY CZ DE DK EE ES FI FR GB GR  
HR HU IE IS IT LI LT LU LV MC MK MT NL NO PL  
PT RO SE SI SK SM TR**

(30) Priority: **30.10.2008 US 109832 P**

(43) Date of publication of application:  
**21.12.2011 Bulletin 2011/51**

(62) Document number(s) of the earlier application(s) in  
accordance with Art. 76 EPC:  
**09744582.9 / 2 365 808**

(73) Proprietor: **CONCERT PHARMACEUTICALS, INC.  
Lexington, MA 02421 (US)**

(72) Inventor: **Thomas, Amanda  
Watertown, MA Massachusetts 02472 (US)**

(74) Representative: **Arends, William Gerrit et al  
Marks & Clerk LLP  
90 Long Acre  
London  
WC2E 9RA (GB)**

(56) References cited:  
**WO-A1-2008/137474 WO-A2-2008/097924**

- **NAHAS Z ET AL: "Rapid response of emotional incontinence to selective serotonin reuptake inhibitors", JOURNAL OF NEUROPSYCHIATRY AND CLINICAL NEUROSCIENCE, AMERICAN PSYCHIATRIC PRESS, WASHINGTON, DC, US, vol. 10, no. 4, 1 October 1998 (1998-10-01), pages 453-455, XP009131261, ISSN: 0895-0172**
- **SCHIFFER RANDOLPH ET AL: "Review of pseudobulbar affect including a novel and potential therapy", JOURNAL OF NEUROPSYCHIATRY AND CLINICAL NEUROSCIENCE, AMERICAN PSYCHIATRIC PRESS, WASHINGTON, DC, US, vol. 17, no. 4, 1 January 2005 (2005-01-01), pages 447-454, XP009131259, ISSN: 0895-0172, DOI: 10.1176/APPI.NEUROPSYCH.17.4.447**
- **SELIGER G M ET AL: "Fluoxetine improves emotional incontinence", BRAIN INJURY, TAYLOR AND FRANCIS, LONDON, GB, vol. 6, no. 3, 1 May 1992 (1992-05-01), pages 267-270, XP009131264, ISSN: 0269-9052, DOI: 10.3109/02699059209029668**
- **TANI ET AL: "Emotional incontinence: a dramatic response to paroxetine", AUSTRALIAN AND NEW ZEALAND JOURNAL OF MEDICINE, ROYAL AUSTRALASIAN COLLEGE OF PHYSICIANS, AU, vol. 26, no. 6, 1 December 1996 (1996-12-01), page 844, XP009131263, ISSN: 0004-8291**

Note: Within nine months of the publication of the mention of the grant of the European patent in the European Patent Bulletin, any person may give notice to the European Patent Office of opposition to that patent, in accordance with the Implementing Regulations. Notice of opposition shall not be deemed to have been filed until the opposition fee has been paid. (Art. 99(1) European Patent Convention).

**EP 2 397 158 B1**

- FOSTER A B: "Deuterium isotope effects in the metabolism of drugs and xenobiotics: implications for drug design", **ADVANCES IN DRUG RESEARCH**, ACADEMIC PRESS, LONDON, GB, vol. 14, 1 January 1985 (1985-01-01), pages 1-40, XP009086953, ISSN: 0065-2490
- MILLER ET AL: "Therapeutic use of dextromethorphan: Key learnings from treatment of pseudobulbar affect", **JOURNAL OF NEUROLOGICAL SCIENCES**, ELSEVIER SCIENTIFIC PUBLISHING CO, AMSTERDAM, NL, vol. 259, no. 1-2, 19 July 2007 (2007-07-19), pages 67-73, XP022149385, ISSN: 0022-510X, DOI: 10.1016/J.JNS.2006.06.030
- RICHTER G ET AL: "Synthesis of deuterated dextromethorphan derivatives", **ARKIVOC : FREE ONLINE JOURNAL OF ORGANIC CHEMISTRY**, vol. 2008, no. 3, 1 March 2008 (2008-03-01), pages 182-193, XP002490643, ISSN: 1551-7012

Remarks:

The file contains technical information submitted after the application was filed and not included in this specification

**Description****RELATED APPLICATION**

5 [0001] This application claims priority to U.S. Provisional Application No. 61/109,832, filed October 30, 2008.

**TECHNICAL FIELD**

10 [0002] This disclosure relates to novel compositions and methods useful in the treatment of pseudobulbar affect, chronic or intractable pain, neurodegenerative diseases, and brain injuries.

**BACKGROUND**

15 [0003] Many current medicines suffer from poor absorption, distribution, metabolism and/or excretion (ADME) properties that prevent their wider use. Poor ADME properties are also a major reason for the failure of drug candidates in clinical trials. While formulation technologies and prodrug strategies can be employed in some cases to improve certain ADME properties, these approaches have failed to overcome the inherent ADME problems that exist for many drugs and drug candidates. One inherent problem is the rapid metabolism that causes a number of drugs, which otherwise would be highly effective in treating a disease, to be cleared too rapidly from the body. A possible solution to rapid drug  
20 clearance is frequent or high dosing to attain a sufficiently high plasma level of drug. This, however, introduces a number of potential treatment problems, such as poor patient compliance with the dosing regimen, side effects that become more acute with higher doses, and increased cost of treatment.

[0004] In some select cases, a metabolic inhibitor will be co-administered with an important drug that is rapidly cleared. Such is the case with the protease inhibitor class of drugs that are used to treat HIV infection. These drugs are typically  
25 co-dosed with ritonavir, an inhibitor of cytochrome P450 enzyme CYP3A4, the enzyme responsible for their metabolism. Ritonavir itself has side effects and it adds to the pill burden for HIV patients who must already take a combination of different drugs. Similarly, dextromethorphan which undergoes rapid CYP2D6 metabolism is being tested in combination with the CYP2D6 inhibitor quinidine for the treatment of pseudobulbar disease.

[0005] In general, combining drugs with cytochrome P450 inhibitors is not a satisfactory strategy for decreasing drug  
30 clearance. The inhibition of a CYP enzyme activity can affect the metabolism and clearance of other drugs metabolized by that same enzyme. This can cause those other drugs to accumulate in the body to toxic levels.

[0006] A potentially attractive strategy, if it works, for improving a drug's metabolic properties is deuterium modification. In this approach, one attempts to slow the CYP-mediated metabolism of a drug by replacing one or more hydrogen atoms with deuterium atoms. Deuterium is a safe, stable, non-radioactive isotope of hydrogen. Deuterium forms stronger  
35 bonds with carbon than hydrogen does. In select cases, the increased bond strength imparted by deuterium can positively impact the ADME properties of a drug, creating the potential for improved drug efficacy, safety, and tolerability. At the same time, because the size and shape of deuterium are essentially identical to hydrogen, replacement of hydrogen by deuterium would not be expected to affect the biochemical potency and selectivity of the drug as compared to the original chemical entity that contains only hydrogen.

40 [0007] Over the past 35 years, the effects of deuterium substitution on the rate of metabolism have been reported for a very small percentage of approved drugs (see, e.g., Blake, MI et al, J Pharm Sci, 1975, 64:367-91; Foster, AB, Adv Drug Res 1985, 14:1-40 ("Foster"); Kushner, DJ et al, Can J Physiol Pharmacol 1999, 79-88; Fisher, MB et al, Curr Opin Drug Discov Devel, 2006, 9:101-09 ("Fisher")). The results have been variable and unpredictable. For some compounds deuteration caused decreased metabolic clearance in vivo. For others, there was no change in metabolism. Still others  
45 demonstrated decreased metabolic clearance. The variability in deuterium effects has also led experts to question or dismiss deuterium modification as a viable drug design strategy for inhibiting adverse metabolism. (See Foster at p. 35 and Fisher at p. 101).

[0008] The effects of deuterium modification on a drug's metabolic properties are not predictable even when deuterium atoms are incorporated at known sites of metabolism. Only by actually preparing and testing a deuterated drug can one  
50 determine if and how the rate of metabolism will differ from that of its undeuterated counterpart. Many drugs have multiple sites where metabolism is possible. The site(s) where deuterium substitution is required and the extent of deuteration necessary to see an effect on metabolism, if any, will be different for each drug.

[0009] Dextromethorphan, also known by its chemical name (+)-3-methoxy-17-methyl-(9 $\alpha$ ,13 $\alpha$ ,14 $\alpha$ )-morphinan, is currently one of the most widely used antitussives.

55 [0010] In addition to the physiological activity noted above, dextromethorphan is also an agonist of the  $\sigma$ 2 receptor, an N-methyl-D-aspartate (NMDA) antagonist, and an  $\alpha$ 3 $\beta$ 4 nicotinic receptor antagonist. Dextromethorphan inhibits neurotransmitters, such as glutamate, from activating receptors in the brain. Uptake of dopamine and serotonin are also inhibited.

**[0011]** Dextromethorphan is approved for use in over the counter cough suppressant products. It is currently in Phase I clinical trials for treating subjects with voice spasms, and Phase III clinical studies for treating Rett Syndrome (<http://www.clinicaltrials.gov>). Dextromethorphan is being studied with other drugs in a Phase II clinical trial characterizing pain processing mechanisms in subjects with irritable bowel syndrome (<http://www.clinicaltrials.gov/>). Dextromethorphan is also in Phase I clinical trials for treating hyperalgesia in methadone-maintained subjects (<http://www.clinicaltrials.gov/>).

**[0012]** Dextromethorphan when administered alone has also shown limited efficacy in the treatment of other diseases and conditions, including involuntary emotional expression disorder ("IEED") or pseudobulbar affect ("PBA"), neurodegenerative diseases, neuropathic pain, and brain injuries.

**[0013]** Although dextromethorphan has shown therapeutic effect in the above mentioned conditions and disorders, its rapid first-pass metabolism remains a major obstacle in the development of effective treatments. Dextromethorphan is metabolized in the liver. Degradation begins with O- and N-demethylation to form primary metabolites dextrorphan and 3-methoxy-morphinan, both of which are further N- and O- demethylated respectively to 3-hydroxy-morphinan. These three metabolites are believed to be therapeutically active. A major metabolic catalyst is the cytochrome P450 enzyme 2D6 (CYP2D6), which is responsible for the O-demethylation reactions of dextromethorphan and 3-methoxy-morphinan. N-demethylation of dextromethorphan and dextrorphan are catalyzed by enzymes in the related CYP3A family. Conjugates of dextrorphan and 3-hydroxymorphinan can be detected in human plasma and urine within hours of its ingestion.

**[0014]** A combination of dextromethorphan hydrobromide and quinidine sulfate is currently in Phase III clinical trials for the treatment of PBA in patients suffering from Alzheimer's disease, stroke, Parkinson's disease and traumatic brain injury. (<http://www.clinicaltrials.gov>). The co-administration of quinidine (a potent inhibitor of the cytochrome P450 enzyme 2D6) increases both the blood level and the duration of action of dextromethorphan.

**[0015]** WO 2008/097924 discloses 17-methyl-3-trifluoromethoxy-morphinan and 3-difluoromethoxy-17-methylmorphinan for the treatment of pseudobulbar affect alone and in combination with an antidepressant. Eichhold et al., (Journal of Chromatography, B, 698, 1997) and Böleskei et al., (ARKIVOC, 2008) disclose the use of d-DEX as an analytical reference compound for studying protio-dextromethorphan.

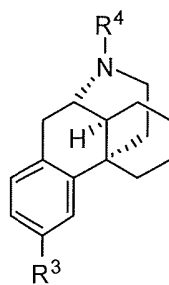
**[0016]** PBA is a neurological disorder characterized by inappropriate and uncontrollable outbursts of crying, laughing, or other emotional displays, often times with no relevant trigger or disproportionate with the actual mood of the person. Although rarely life threatening, PBA can significantly impact a person's professional and social life. PBA is commonly associated with certain neurological disorders such as traumatic brain injury, multiple sclerosis, amyotrophic lateral sclerosis, Alzheimer's disease, Parkinson disease, traumatic brain injury, progressive supranuclear palsy, multiple systems atrophy, normal pressure hydrocephalus, olivopontine cerebellar atrophy, brain tumors, Wilson's disease, and stroke. Over one million people in the United States suffer from PBA.

**[0017]** At the present time there are no treatments specifically approved by the Food and Drug Administration for the treatment of PBA. First line treatment for PBA is limited to the off-label use of antidepressants. Studies have demonstrated the therapeutic effect of tricyclic antidepressants and selective serotonin reuptake inhibitors in the treatment of PBA. These agents are believed to have PBA-specific therapeutic effects independent of their antidepressant action. Antidepressants that have shown a therapeutic effect include amitriptyline, nortriptyline, citalopram, fluoxetine, paroxetine, and sertraline.

**[0018]** Although treatments for neurological diseases and conditions are known, there still exists a need to develop more efficacious treatments. The present disclosure fulfills this need and has other related advantages.

## SUMMARY

**[0019]** The invention is set out in the appended claims. The embodiments, aspects and examples of the present description/disclosure that do not fall within the scope of the claims are provided for illustrative purposes only and do not form part of the present invention. In one embodiment, provided is a combination of a therapeutically effective amount of a serotonin norepinephrine reuptake inhibitor; and a therapeutically effective amount of a compound of Formula II:



II

or a pharmaceutically acceptable salt thereof, wherein:

15  $R^3$  is selected from  $-OCH_2D$ ,  $-OCHD_2$ ,  $-OCD_3$ ; and  
 $R^4$  is selected from  $-CH_3$ ,  $-CH_2D$ ,  $-CHD_2$ , and  $-CD_3$ ;  
 provided that when  $R^3$  is  $-OCD_3$ , then  $R^4$  is not  $-CH_3$

for use in treating pseudobulbar affect.

20 **[0020]** In certain embodiments  $R^4$  is  $-CH_3$ ,  $-CHD_2$ , or  $-CD_3$ . In certain embodiments  $R^3$  is  $-OCD_3$ . In another aspect, the selective serotonin reuptake inhibitor is an inhibitor of a cytochrome p450 2D6 enzyme.

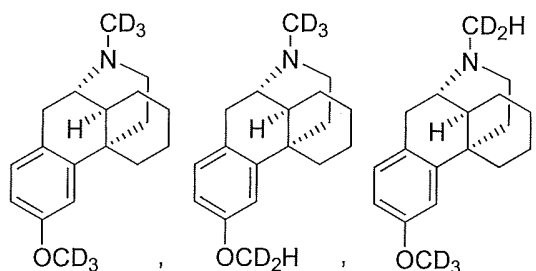
**[0021]** In certain instances, the selective serotonin reuptake inhibitor is selected from the group consisting of fluoxetine, norfluoxetine, citalopram, dapoxetine, escitalopram, fluvoxamine, paroxetine, and sertraline, or pharmaceutically acceptable salts thereof.

25 **[0022]** In certain instances, the selective serotonin reuptake inhibitor is selected from the group consisting of citalopram, norfluoxetine, dapoxetine, escitalopram, fluvoxamine, paroxetine, and sertraline, or pharmaceutically acceptable salts thereof.

**[0023]** In certain instances, the selective serotonin reuptake inhibitor is paroxetine, or a pharmaceutically acceptable salt thereof.

30 **[0024]** In another embodiment, the selective serotonin reuptake inhibitor is selected from the grouping consisting of citalopram, fluvoxamine, norfluoxetine, fluoxetine, paroxetine and sertraline or pharmaceutically acceptable salts thereof, and the compound of formula II is selected from the group consisting of:

**[0025]** In another embodiment, the selective serotonin reuptake inhibitor is selected from the grouping consisting of citalopram, fluvoxamine, norfluoxetine, fluoxetine, paroxetine and sertraline, and the compound of Formula II is selected from the group consisting of:



or pharmaceutically acceptable salts thereof.

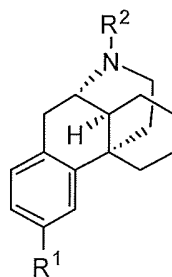
**[0026]** In certain instances, the selective serotonin reuptake inhibitor is citalopram, fluvoxamine, paroxetine and sertraline or pharmaceutically acceptable salts thereof.

50 **[0027]** In certain instances, the selective serotonin reuptake inhibitor is paroxetine, or a pharmaceutically acceptable salt thereof.

Disclosed herein is a method of treating pseudobulbar affect in a subject in need thereof, comprising the step of administering to the subject a therapeutically effective amount of a co-agent selected from the grouping consisting of a serotonin norepinephrine reuptake inhibitor; a serotonin noradrenaline dopamine reuptake inhibitor; a norepinephrine dopamine reuptake inhibitor; a monoamine oxidase inhibitor; a selective serotonin reuptake inhibitor; and a tricyclic antidepressant; or pharmaceutically acceptable salts thereof, and a therapeutically effective amount of a compound selected from the group consisting of a compound of Formula I:

55

EP 2 397 158 B1

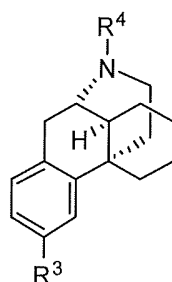


I

or a pharmaceutically acceptable salt thereof, wherein:

15 R<sup>1</sup> is selected from -O-(C<sub>2</sub>-C<sub>4</sub>)alkyl and -(C<sub>1</sub>-C<sub>4</sub>)alkyl, wherein -(C<sub>1</sub>-C<sub>4</sub>)alkyl and -O-(C<sub>2</sub>-C<sub>4</sub>)alkyl are optionally substituted with one or more deuterium atoms; and R<sup>2</sup> is selected from -CH<sub>3</sub>, -CH<sub>2</sub>D, -CHD<sub>2</sub>, and -CD<sub>3</sub>;  
provided that at least one deuterium atom is present at either R<sup>1</sup> or R<sup>2</sup>;

20 and a compound of Formula II:



II

or a pharmaceutically acceptable salt thereof, wherein:

35 R<sup>3</sup> is selected from -OCH<sub>3</sub>, -OCH<sub>2</sub>D, -OCHD<sub>2</sub>, -OCD<sub>3</sub>, -OCHF<sub>2</sub>, and -OCF<sub>3</sub>; and R<sup>4</sup> is selected from -CH<sub>3</sub>, -CH<sub>2</sub>D, -CHD<sub>2</sub>, and -CD<sub>3</sub>;  
provided that when R<sup>3</sup> is -OCH<sub>3</sub>, then R<sup>4</sup> is not -CH<sub>3</sub> or -CD<sub>3</sub>; and further provided that when R<sup>3</sup> is -OCD<sub>3</sub>, then R<sup>4</sup> is not -CH<sub>3</sub>.

40

**[0028]** In this disclosure the compound is a compound of Formula I. In certain embodiments of this disclosure R<sup>2</sup> is -CH<sub>3</sub> or -CD<sub>3</sub>. In certain embodiments of this disclosure, R<sup>1</sup> is -O-CD<sub>2</sub>CH<sub>3</sub>, -O-CD<sub>2</sub>CD<sub>3</sub>, -O-CD(CH<sub>3</sub>)<sub>2</sub>, -O-CD(CD<sub>3</sub>)<sub>2</sub>, -CD<sub>3</sub>, -CD<sub>2</sub>CD<sub>3</sub>, or -CD<sub>2</sub>CD(CD<sub>3</sub>)<sub>2</sub>.

**[0029]** In other embodiments of this disclosure the compound is a compound of Formula II. In certain embodiments of this disclosure R<sup>4</sup> is -CH<sub>3</sub>, -CHD<sub>2</sub>, or -CD<sub>3</sub>. In certain embodiments R<sup>3</sup> is -OCF<sub>3</sub>, -OCD<sub>3</sub>, or -OCHF<sub>2</sub>.

In another aspect of this disclosure, the co-agent is an inhibitor of a cytochrome p450 2D6 enzyme.

**[0030]** In another aspect of this disclosure, the co-agent is selected from the group consisting of a serotonin norepinephrine reuptake inhibitor; a serotonin noradrenaline dopamine reuptake inhibitor; a norepinephrine dopamine reuptake inhibitor; norfluoxetine, citalopram, dapoxetine, escitalopram, fluvoxamine, paroxetine, sertraline, butriptyline, amoxapine, amitriptyline, clomipramine, desipramine, dosulepin, doxepin, imipramine, dibenzepin, iprindole, lofepramine, opi-  
pramol, protriptyline, and trimipramine, or pharmaceutically acceptable salts thereof.

**[0031]** In another aspect of this disclosure, the co-agent is a serotonin norepinephrine reuptake inhibitor selected from the group consisting of venlafaxine, desvenlafaxine, sibutramine, nefazodone, milnacipran, duloxetine, and bicifadine, or pharmaceutically acceptable salts thereof.

**[0032]** In certain instances of this disclosure, the co-agent is a serotonin norepinephrine reuptake inhibitor selected from the group consisting of venlafaxine, desvenlafaxine, nefazodone, and duloxetine, or pharmaceutically acceptable salts thereof.

**[0033]** In certain instances of this disclosure, the co-agent is a serotonin noradrenaline dopamine reuptake inhibitor

selected from the group consisting of tesofensine and brasofensine, or pharmaceutically acceptable salts thereof.

**[0034]** In certain instances of this disclosure, the co-agent is a monoamine oxidase inhibitor selected from the group consisting of isocarboxazid, moclobemide, phenelzine, tranylcypromine, selegiline, rasagiline, nialamide, iproniazid, iproclozide, and toloxatone, or pharmaceutically acceptable salts thereof.

5 **[0035]** In certain instances of this disclosure, the co-agent is a tricyclic antidepressant selected from the group consisting of butriptyline, amoxapine, amitriptyline, nortriptyline, clomipramine, desipramine, dosulepin, doxepin, imipramine, dibenzepin, iprindole, lofepramine, opipramol, protriptyline, and trimipramine, or pharmaceutically acceptable salts thereof.

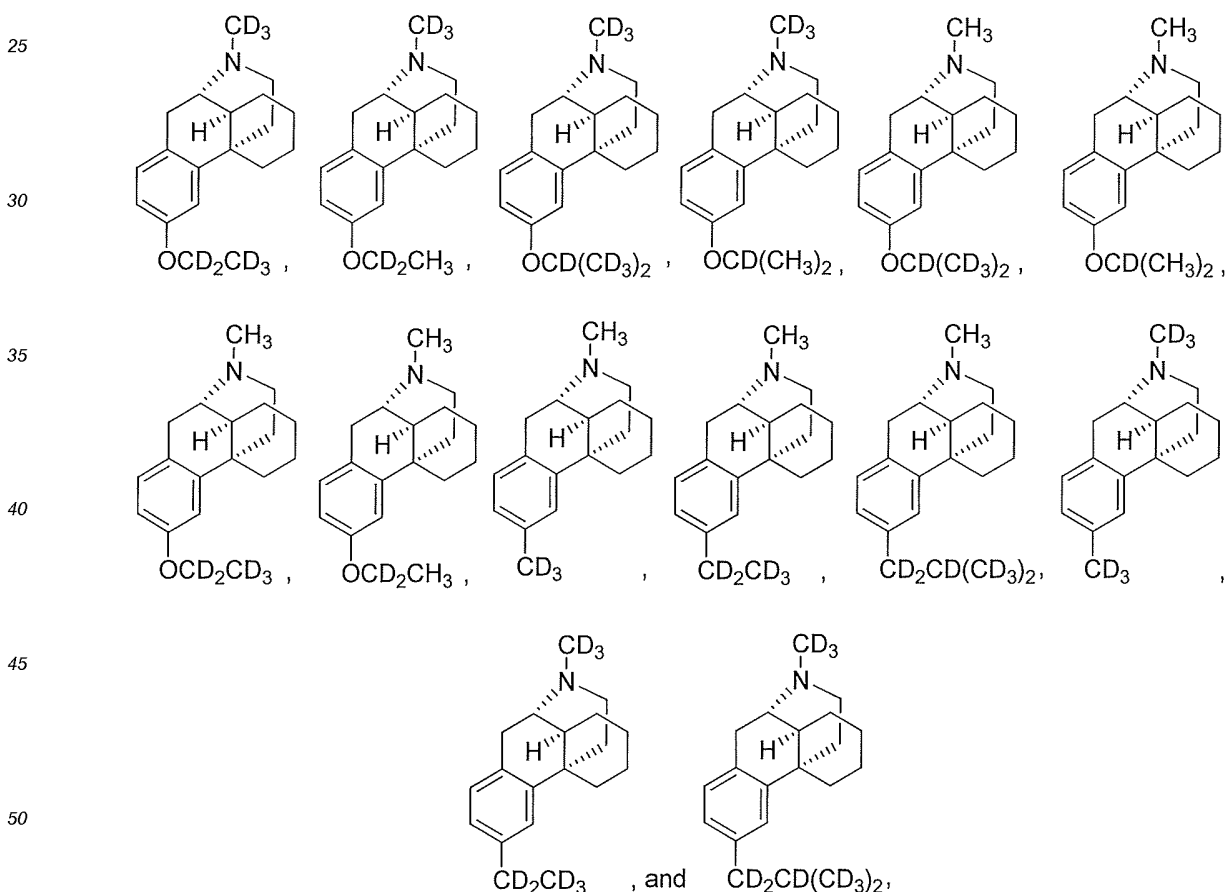
**[0036]** In certain instances of this disclosure, the co-agent is a tricyclic antidepressant selected from the group consisting of amitriptyline, clomipramine, desipramine, doxepin, and imipramine, or pharmaceutically acceptable salts thereof.

10 **[0037]** In certain instance of this disclosure, the co-agent is a selective serotonin reuptake inhibitor selected from the group consisting of fluoxetine, norfluoxetine, citalopram, dapoxetine, escitalopram, fluvoxamine, paroxetine, and sertraline, or pharmaceutically acceptable salts thereof.

**[0038]** In certain instances of this disclosure, the co-agent is a selective serotonin reuptake inhibitor selected from the group consisting of citalopram, norfluoxetine, dapoxetine, escitalopram, fluvoxamine, paroxetine, and sertraline, or pharmaceutically acceptable salts thereof.

15 **[0039]** In certain instances of this disclosure, the co-agent is paroxetine, or a pharmaceutically acceptable salt thereof.

**[0040]** In another embodiment of this disclosure, is a method of treating pseudobulbar affect in a subject in need thereof, comprising the step of administering to the subject a therapeutically effective amount of a co-agent selected from the grouping consisting of citalopram, fluvoxamine, norfluoxetine, fluoxetine, paroxetine, sertraline, venlafaxine, desvenlafaxine, nefazodone, duloxetine, bupropion, moclobemide, amitriptyline, clomipramine, desipramine, doxepin, imipramine and nortriptyline, or pharmaceutically acceptable salts thereof, and a therapeutically effective amount of a compound selected from the group consisting of:



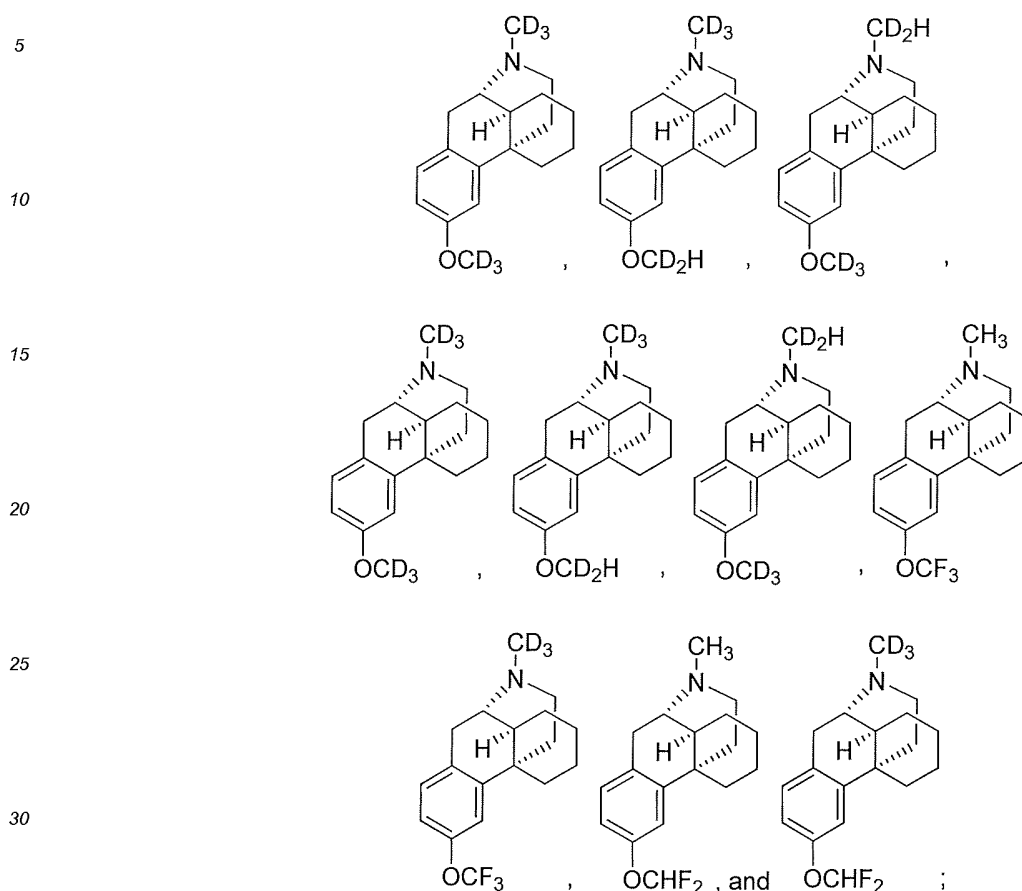
or pharmaceutically acceptable salts thereof.

55 **[0041]** In another embodiment of this disclosure, is a method of treating pseudobulbar affect in a subject in need thereof, comprising the step of administering to the subject a therapeutically effective amount of a co-agent selected from the grouping consisting of citalopram, fluvoxamine, norfluoxetine, fluoxetine, paroxetine, sertraline, venlafaxine, desvenlafaxine, nefazodone, duloxetine, bupropion, moclobemide, amitriptyline, clomipramine, desipramine, doxepin,



## EP 2 397 158 B1

imipramine and nortriptyline, or pharmaceutically acceptable salts thereof, and a therapeutically effective amount of a compound selected from the group consisting of:



or pharmaceutically acceptable salts thereof.

35 **[0042]** In certain instances of this disclosure the co-agent is citalopram, fluvoxamine, paroxetine, sertraline, venlafaxine, desvenlafaxine, nefazodone, duloxetine, bupropion, moclobemide, clomipramine, desipramine, doxepin, or imipramine, or pharmaceutically acceptable salts thereof.

**[0043]** In certain instances of this disclosure, the co-agent is paroxetine, or a pharmaceutically acceptable salt thereof.

### 40 BRIEF DESCRIPTION OF THE DRAWINGS

**[0044]** Figure 1 depicts the metabolic stability of compounds provided herein in CYP2D6 SUPERSOMES™.

### 45 DETAILED DESCRIPTION

#### Definitions

50 **[0045]** The terms "ameliorate" and "treat" are used interchangeably and include both therapeutic treatment and/or prophylactic treatment (reducing the likelihood of development). Both terms mean decrease, suppress, attenuate, diminish, arrest, or stabilize the development or progression of a disease (e.g., a disease or disorder delineated herein), lessen the severity of the disease or improve the symptoms associated with the disease.

**[0046]** "Disease" means any condition or disorder that damages or interferes with the normal function of a cell, tissue, or organ.

55 **[0047]** The term "alkyl" refers to a monovalent saturated hydrocarbon group. C<sub>1</sub>-C<sub>4</sub> alkyl is an alkyl having from 1 to 4 carbon atoms. An alkyl may be linear or branched. Examples of alkyl groups include methyl; ethyl; propyl, including *n*-propyl and isopropyl; butyl, including *n*-butyl, isobutyl, *sec*-butyl, and *t*-butyl.

**[0048]** It will be recognized that some variation of natural isotopic abundance occurs in a synthesized compound depending upon the origin of chemical materials used in the synthesis. Thus, a preparation of dextromethorphan or

dextromethorphan analogs will inherently contain small amounts of deuterated isotopologues. The concentration of naturally abundant stable hydrogen and carbon isotopes, notwithstanding this variation, is small and immaterial as compared to the degree of stable isotopic substitution of compounds provided herein. See, for instance, Wada E et al., Seikagaku 1994, 66:15; Gannes LZ et al., Comp Biochem Physiol Mol Integr Physiol 1998, 119:725.

5 **[0049]** Unless otherwise stated, when a position is designated specifically as "H" or "hydrogen", the position is understood to have hydrogen at its natural abundance isotopic composition. Also unless otherwise stated, when a position is designated specifically as "D" or "deuterium", the position is understood to have deuterium at an abundance that is at least 3340 times greater than the natural abundance of deuterium, which is 0.015% (i.e., the term "D" or "deuterium" indicates at least 50.1% incorporation of deuterium).

10 **[0050]** The term "isotopic enrichment factor" as used herein means the ratio between the isotopic abundance of D at a specified position in a compound provided herein and the naturally occurring abundance of that isotope.

**[0051]** In other embodiments, a compound provided herein has an isotopic enrichment factor for each deuterium present at a site designated as a potential site of deuteration on the compound of at least 3500 (52.5% deuterium incorporation), at least 4000 (60% deuterium incorporation), at least 4500 (67.5% deuterium incorporation), at least 5000 (75% deuterium), at least 5500 (82.5% deuterium incorporation), at least 6000 (90% deuterium incorporation), at least 6333.3 (95% deuterium incorporation), at least 6466.7 (97% deuterium incorporation), at least 6600 (99% deuterium incorporation), or at least 6633.3 (99.5% deuterium incorporation).

15 **[0052]** The term "isotopologue" refers to a species that has the same chemical structure and formula as a specific compound provided herein, with the exception of the positions of isotopic substitution and/or level of isotopic enrichment at one or more positions, e.g., H vs. D.

20 **[0053]** The term "compound," as used herein, refers to a collection of molecules having an identical chemical structure, except that there may be isotopic variation among the constituent atoms of the molecules. Thus, it will be clear to those of skill in the art that a compound represented by a particular chemical structure containing indicated deuterium atoms, will also contain lesser amounts of isotopologues having hydrogen atoms at one or more of the designated deuterium positions in that structure. The relative amount of such isotopologues in a compound provided herein will depend upon a number of factors including the isotopic purity of deuterated reagents used to make the compound and the efficiency of incorporation of deuterium in the various synthesis steps used to prepare the compound. However, as set forth above the relative amount of such isotopologues will be less than 49.9% of the compound.

25 **[0054]** A salt of a compound provided herein is formed between an acid and a basic group of the compound, such as an amino functional group, or a base and an acidic group of the compound, such as a carboxyl functional group. According to another embodiment, the compound is a pharmaceutically acceptable acid addition salt.

30 **[0055]** The term "pharmaceutically acceptable," as used herein, refers to a component that is, within the scope of sound medical judgment, suitable for use in contact with the tissues of humans and other mammals without undue toxicity, irritation, allergic response and the like, and are commensurate with a reasonable benefit/risk ratio. A "pharmaceutically acceptable salt" means any suitable salt that, upon administration to a recipient, is capable of providing, either directly or indirectly, a compound provided herein. A "pharmaceutically acceptable counterion" is an ionic portion of a salt that is not toxic when released from the salt upon administration to a recipient.

35 [1] Acids commonly employed to form pharmaceutically acceptable salts include inorganic acids such as hydrogen bisulfide, hydrochloric acid, hydrobromic acid, hydroiodic acid, sulfuric acid and phosphoric acid, as well as organic acids such as para-toluenesulfonic acid, salicylic acid, tartaric acid, bitartaric acid, ascorbic acid, maleic acid, besylic acid, fumaric acid, gluconic acid, glucuronic acid, formic acid, glutamic acid, methanesulfonic acid, ethanesulfonic acid, benzenesulfonic acid, lactic acid, oxalic acid, para-bromophenylsulfonic acid, carbonic acid, succinic acid, citric acid, benzoic acid and acetic acid, as well as related inorganic and organic acids. Such pharmaceutically acceptable salts thus include sulfate, pyrosulfate, bisulfate, sulfite, bisulfite, phosphate, monohydrogenphosphate, dihydrogenphosphate, metaphosphate, pyrophosphate, chloride, bromide, iodide, acetate, propionate, decanoate, caprylate, acrylate, formate, isobutyrate, caprate, heptanoate, propionate, oxalate, malonate, succinate, suberate, sebacate, fumarate, maleate, butyne-1,4-dioate, hexyne-1,6-dioate, benzoate, chlorobenzoate, methylbenzoate, dinitrobenzoate, hydroxybenzoate, methoxybenzoate, phthalate, terephthalate, sulfonate, xylene sulfonate, phenylacetate, phenylpropionate, phenylbutyrate, citrate, lactate,  $\beta$ -hydroxybutyrate, glycolate, maleate, tartrate, methanesulfonate, propanesulfonate, naphthalene-1-sulfonate, naphthalene-2-sulfonate, mandelate and other salts. In one embodiment, pharmaceutically acceptable acid addition salts include those formed with mineral acids such as hydrochloric acid and hydrobromic acid, and especially those formed with organic acids such as maleic acid.

40 **[0056]** The term "stable compounds," as used herein, refers to compounds which possess stability sufficient to allow for their manufacture and which maintain the integrity of the compound for a sufficient period of time to be useful for the purposes detailed herein (e.g., formulation into therapeutic products, intermediates for use in production of therapeutic compounds, isolatable or storable intermediate compounds, treating a disease or condition responsive to therapeutic

agents).

**[0057]** "Stereoisomer" refers to both enantiomers and diastereomers. "D" refers to deuterium. "Tert", "t", and "t " each refer to tertiary. "US" refers to the United States of America. "RT" refers to room temperature. "h" refers to hours. "DMF" refers to dimethylformamide. "TsOH" refers to p-toluenesulfonic acid.

**[0058]** Throughout this specification, a variable may be referred to generally (e.g., "each R") or may be referred to specifically (e.g., R<sup>1</sup> or R<sup>2</sup>). Unless otherwise indicated, when a variable is referred to generally, it is meant to include all specific embodiments of that particular variable.

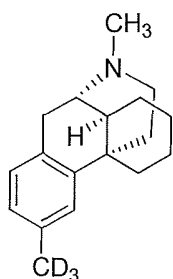
### Therapeutic Compositions and Methods

**[0059]** Described herein are combinations, compositions and methods useful in the treatment of pseudobulbar affect in a subject in need thereof. In certain instances, treatment comprises the administration of a deuterated dextromethorphan analog of Formula II described herein as being part of the present invention and an antidepressant which is a selective serotonin reuptake inhibitor. In certain instances, the dextromethorphan analogs have enhanced metabolic profiles. The deuterated dextromethorphan analogs described herein as part of the present invention and the antidepressant which is a selective serotonin reuptake inhibitor can be administered together in a single composition or administered in separate compositions.

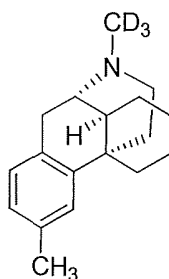
**Table 1: Exemplary Compounds of Formula I disclosed herein (R<sup>1</sup> is -O-(C<sub>2</sub>-C<sub>4</sub>)alkyl).**

Compound No.	R <sup>1</sup>	R <sup>2</sup>
100	-O-CD <sub>2</sub> CD <sub>3</sub>	CD <sub>3</sub>
101	-O-CD <sub>2</sub> CH <sub>3</sub>	CD <sub>3</sub>
102	-O-CD(CD <sub>3</sub> ) <sub>2</sub>	CD <sub>3</sub>
103	-O-CD(CH <sub>3</sub> ) <sub>2</sub>	CD <sub>3</sub>
104	-O-CD <sub>2</sub> CD <sub>3</sub>	CH <sub>3</sub>
105	-O-CD <sub>2</sub> CH <sub>3</sub>	CH <sub>3</sub>
106	-O-CD(CD <sub>3</sub> ) <sub>2</sub>	CH <sub>3</sub>
107	-O-CD(CH <sub>3</sub> ) <sub>2</sub>	CH <sub>3</sub>

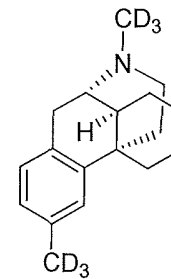
**[0060]** Examples of specific compounds of Formula I disclosed herein where R<sup>1</sup> is -(C<sub>1</sub>-C<sub>4</sub>)alkyl include Compounds 108, 109 and 110 shown below.



Compound 108



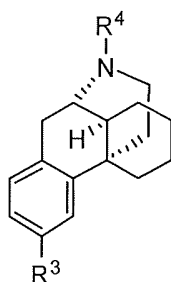
Compound 109



Compound 110

**[0061]** The deuterated dextromethorphan analog of the use of the present invention is a compound of

Formula II:



II

15 or a pharmaceutically acceptable salt thereof, wherein:

R<sup>3</sup> is selected from, -OCH<sub>2</sub>D, -OCHD<sub>2</sub>, -OCD<sub>3</sub>; and  
 R<sup>4</sup> is selected from -CH<sub>3</sub>, -CH<sub>2</sub>D, -CHD<sub>2</sub>, and -CD<sub>3</sub>;  
 provided that when R<sup>3</sup> is -OCD<sub>3</sub>, then R<sup>4</sup> is not -CH<sub>3</sub>.

20

In a further embodiment, R<sup>3</sup> is -OCD<sub>3</sub>. In one embodiment, R<sup>4</sup> is CH<sub>3</sub>, CHD<sub>2</sub> or CD<sub>3</sub>.

**[0062]** In yet another embodiment, the compound is selected from any one of the compounds set forth in Table 2.

**Table 2: Exemplary Compounds of Formula II of the invention and disclosed herein**

25

Compound No.	R <sup>3</sup>	R <sup>4</sup>
111	-OCD <sub>3</sub>	CH <sub>3</sub>
112	-OCD <sub>3</sub>	CD <sub>3</sub>
113	-OCD <sub>2</sub> H	CD <sub>3</sub>
114	-OCD <sub>3</sub>	CD <sub>2</sub> H
115	-OCF <sub>3</sub>	CH <sub>3</sub>
116	-OCF <sub>3</sub>	CD <sub>3</sub>
117	-OCHF <sub>2</sub>	CH <sub>3</sub>
118	-OCHF <sub>2</sub>	CD <sub>3</sub>
119	-OCH <sub>3</sub>	CD <sub>3</sub>

30

35

40

**[0063]** In another set of embodiments, any atom not designated as deuterium in any of the embodiments set forth above is present at its natural isotopic abundance.

45

**[0064]** In another set of embodiments of the use of the present invention, the compound of Formula II is purified, e.g., the compound of Formula II is present at a purity of at least 50.1% by weight (e.g., at least 52.5%, 55%, 60%, 65%, 70%, 75%, 80%, 85%, 90%, 95%, 97%, 98%, 98.5%, 99%, 99.5% or 99.9%) of the total amount of isotopologues of Formula II present, respectively. Thus, in some embodiments, a composition comprising a compound of Formula II can include a distribution of isotopologues of the compound, provided at least 50.1% of the isotopologues by weight are the recited compound.

50

**[0065]** In another set of embodiments, the compounds of Formula II are provided in isolated form, e.g., the compound is not in a cell or organism and the compound is separated from some or all of the components that typically accompany it in nature.

55

**[0066]** In some embodiments, any position in the compound of Formula II designated as having D has a minimum deuterium incorporation of at least 50.1% (e.g., at least 52.5%, at least 60%, at least 67.5%, at least 75%, at least 82.5%, at least 90%, at least 95%, at least 97%, at least 99%, or at least 99.5%) at the designated position(s) of the compound of Formula II. Thus, in some embodiments, a composition comprising a compound of Formula II can include a distribution of isotopologues of the compound, provided at least 50.1% of the isotopologues include a D at the designated position(s).

**[0067]** In some embodiments, a compound of Formula II is "substantially free of" other isotopologues of the compound, e.g., less than 49.9%, less than 25%, less than 10%, less than 5%, less than 2%, less than 1%, or less than 0.5% of

other isotopologues are present.

**[0068]** The synthesis of compounds of Formula I or Formula II can be readily achieved by synthetic chemists of ordinary skill by reference to the Exemplary Synthesis and Examples disclosed herein. Relevant procedures and intermediates are disclosed, for instance, in Schnider, O.; Grussner, A. *Helv. Chim. Acta.* 1951, 34, p 2211; Grussner, A. & Schnider, O.; GB 713146 (1954); Toyo Pharma K. K., Japan JP 60089474 A (1983); Newman, A. H. et al., *J. Med. Chem.* 1992, 35, p.4135. Such methods can be carried out utilizing corresponding deuterated and optionally, other isotope-containing reagents and/or intermediates to synthesize the compounds delineated herein, or invoking standard synthetic protocols known in the art for introducing isotopic atoms to a chemical structure.

**[0069]** The co-agent for inclusion in the use of the invention, compositions or use in the methods as disclosed herein is a selective serotonin reuptake inhibitor. In certain instances the co-agent is an inhibitor of a cytochrome p450 2D6 enzyme.

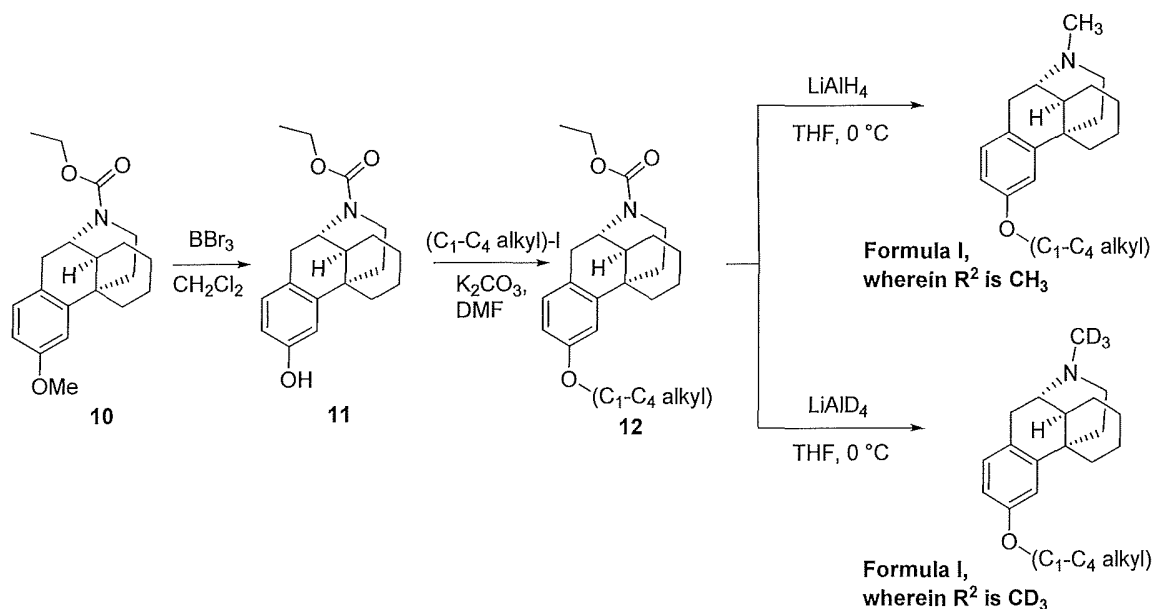
**[0070]** In certain instances the selective serotonin reuptake inhibitor can be fluoxetine, norfluoxetine, citalopram, dapoxetine, escitalopram, fluvoxamine, norfluoxetine, fluoxetine, paroxetine, sertraline, or zimelidine, or pharmaceutically acceptable salts thereof.

### Exemplary Synthesis

**[0071]** The co-agents disclosed herein are commercially available or can be prepared using techniques known to those having ordinary skill in the art. Compounds of the disclosed dextromethorphan analog genres can be prepared by a person skilled in the art using the appropriately deuterated reagents and/or intermediates according to the general procedures provided herein and described in the following publications and patents: (Schnider, O., Grussner, A., *Helv. Chim. Acta.* 1951, 34: 2211; Grussner, A., Schnider, O., GB 713146 (1954); Toyo Pharma K. K., Japan JP 60089474 A (1983); Newman, A. H. et al., *J. Med. Chem.* 1992, 35: 4135).

**[0072]** The following deuterated reagents and building blocks are commercially available: iodoethane-d<sub>5</sub>, ethyl-2,2,2-d<sub>3</sub> iodide, ethyl-1,1-d<sub>2</sub> iodide, isopropyl-d<sub>7</sub> iodide, isopropyl-d<sub>7</sub> bromide, isopropyl-1,1,1,3,3,3-d<sub>6</sub> iodide, and 1,1,1,3,3,3-d<sub>6</sub> bromide.

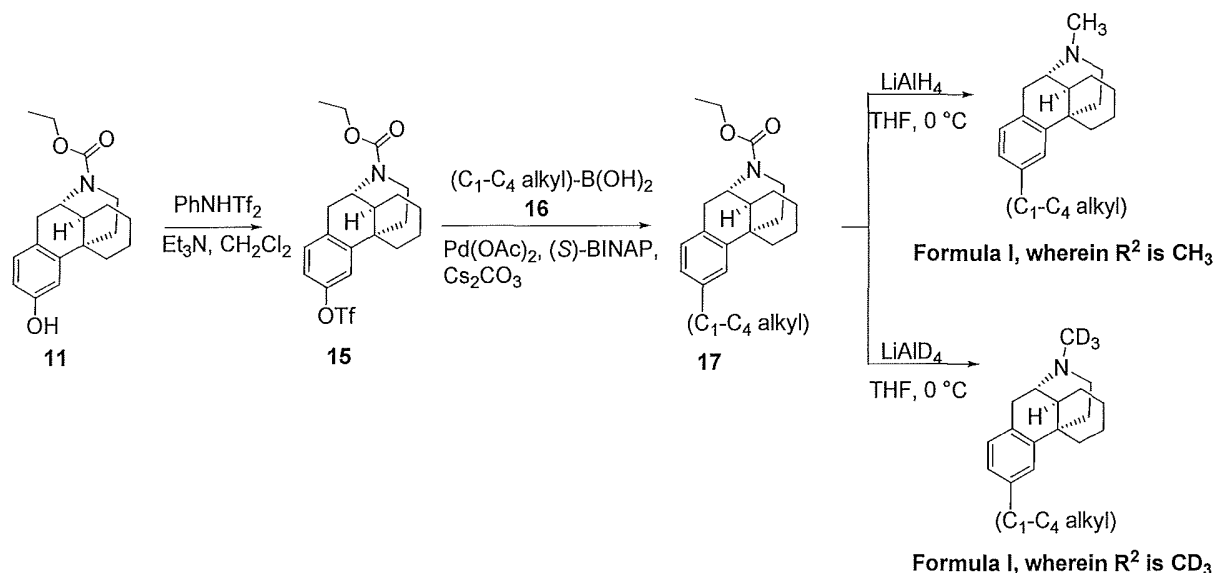
### Scheme 1. Synthesis of reference Compound of Formula I (R<sup>1</sup> is -O-(C<sub>2</sub>-C<sub>4</sub>)alkyl) as disclosed herein.



**[0073]** A convenient method for synthesizing compounds of Formula I wherein R<sup>1</sup> is -O-(C<sub>2</sub>-C<sub>4</sub>)alkyl is depicted in Scheme 1. Treatment of the known 17-ethoxycarbonyl-3-methoxy-morphinan (**10**) (for its preparation, see: Murdter, T. E. et al., *Journal of Labelled Compounds and Radiopharmaceuticals* 2002, 45: 1153-1158) with boron tribromide according to the procedure described by Newman, A. H. et al., *Journal of Medicinal Chemistry* 1992, 35: 4135-4142, affords the 17-ethoxycarbonyl-3-hydroxy-morphinan (**11**). Treatment of the 3-hydroxy-morphinan **11** with the appropriately deuterated alkyl iodide in the presence of potassium carbonate according to the procedure described in the aforementioned

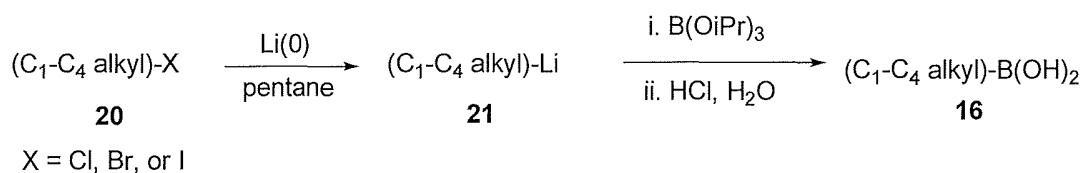
paper gives the deuterated 17-ethoxycarbonyl-3-alkoxy-morphinans (**12**). Reduction of the carbamate of the morphinan **12** with either lithium aluminum hydride or lithium aluminum deuteride in THF according to Newman affords the deuterated 3-alkoxy-17-methyl-morphinan or the 3-alkoxy-17-trideuteromethyl-morphinan compounds of Formula I, respectively.

**Scheme 2. Synthesis of reference Compounds of Formula I (R<sup>1</sup> is -(C<sub>1</sub>-C<sub>4</sub>)alkyl) disclosed herein.**



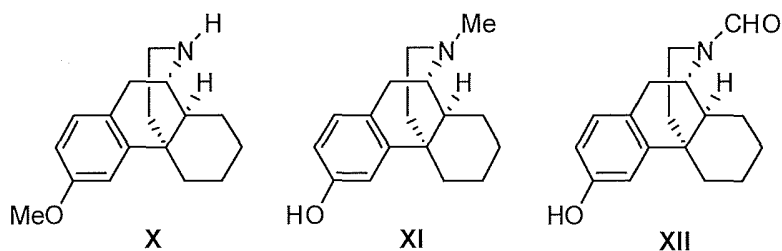
**[0074]** A convenient method for synthesizing compounds of Formula I wherein R<sup>1</sup> is -(C<sub>1</sub>-C<sub>4</sub>)alkyl is depicted in Scheme 2. Treatment of 17-ethoxycarbonyl-3-hydroxy-morphinan (**11**) with *N*-Phenyl-trifluoromethanesulfonimide according to the procedure described by Kim, C.-H. in US 2005/0256147 A1 affords the corresponding phenolic triflate (**15**). Palladium catalyzed cross-coupling of **15** with the appropriately deuterated -(C<sub>1</sub>-C<sub>4</sub>)alkyl boronic acid (**16**) using the procedure from the aforementioned patent gives the deuterated 17-ethoxycarbonyl-3-(C<sub>1</sub>-C<sub>4</sub>)alkyl-morphinans (**17**). Reduction of the carbamate of morphinan **17** with either lithium aluminum hydride or lithium aluminum deuteride in THF according to the procedure described by Newman, A. H. et al., *Journal of Medicinal Chemistry* 1992, 35: 4135-4142 affords the deuterated 3-(C<sub>1</sub>-C<sub>4</sub>)alkyl-17-methyl-morphinan or the 3-(C<sub>1</sub>-C<sub>4</sub>)alkyl-17-trideuteromethyl-morphinan compounds of Formula I, respectively.

**Scheme 3. Synthesis of Alkylboronic Ester 16.**

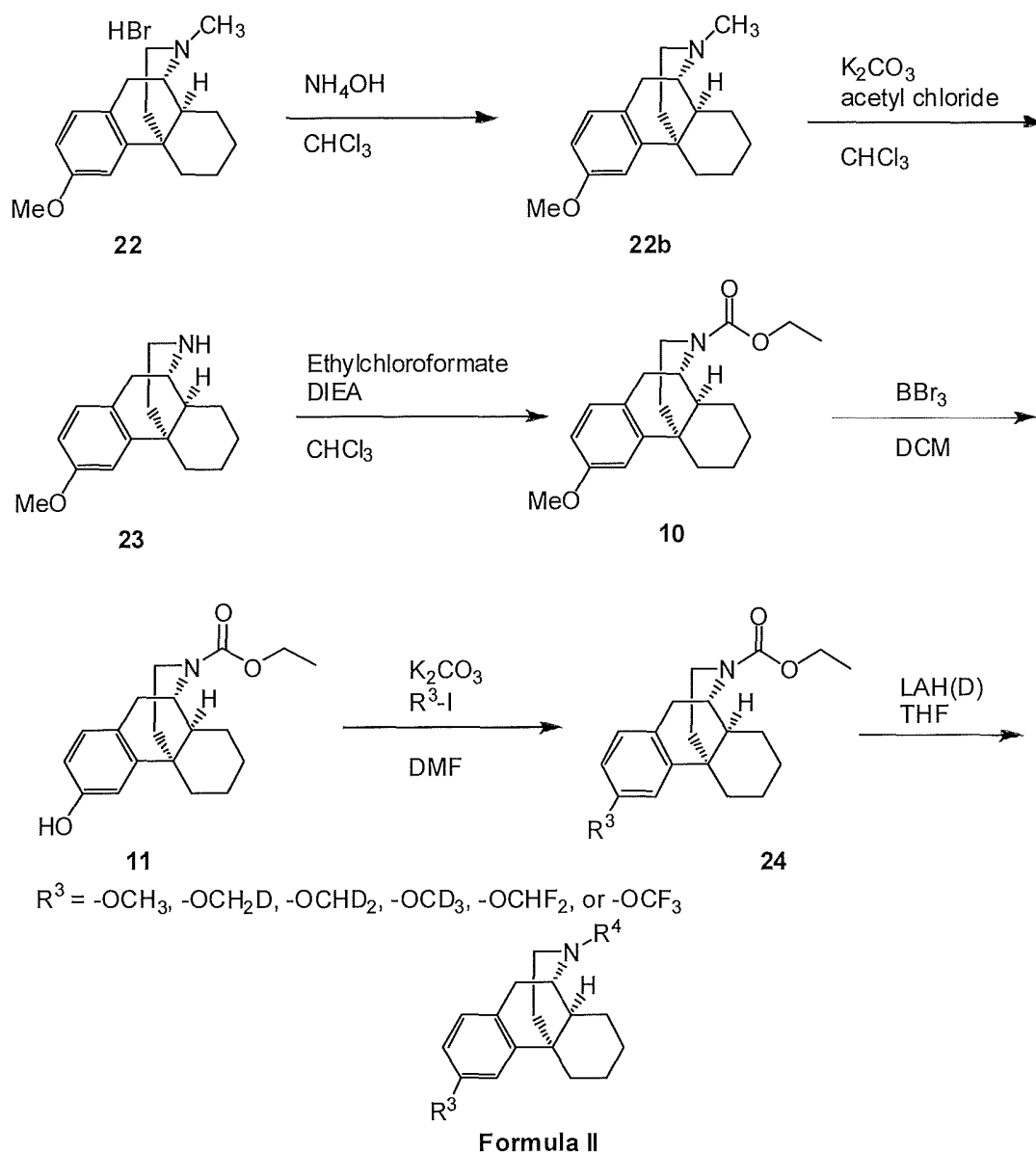


**[0075]** The alkylboronic acid reagent **16** used in Scheme 2 is prepared as described above in Scheme 3. Treatment of appropriately deuterated (C<sub>1</sub>-C<sub>4</sub>)alkyl halide (**20**) with elemental lithium in pentane according to the procedure described by Dawildowski, D. et al., in WO 2005/082911 A1 affords the corresponding -(C<sub>1</sub>-C<sub>4</sub>)alkyl lithium anion, which is immediately treated with triisopropyl borate followed by hydrolysis with aqueous hydrogen chloride according to the procedure described by Brown, H. C. et al., *Organometallics* 1985, 4: 816-821 to afford the appropriately deuterated -(C<sub>1</sub>-C<sub>4</sub>)alkyl boronic acids (**16**).

**[0076]** Compounds of Formula II may be prepared from one of the known intermediates **X**, **XI**, and **XII** shown below, and from related intermediates that may be readily obtained from known procedures.



10 The scheme shown below shows a general route to the compounds of Formula II.



[0077] The scheme above shows a general route for preparing compounds of Formula II. The HBr salt, **22**, after treatment with  $NH_4OH$  produces free base **22b**. The free base **22b** is then *N*-demethylated via an acylative demethylation reaction followed by hydrolysis of the resulting acetamide to yield **23**. Acylation of the amine **23** using the ethylchloroformate provides the carbamate **10** which is then *O*-demethylated using  $BBr_3$  to yield the alcohol **11**. Compound **11** is treated, in the presence of base, with an appropriately deuterated iodomethane to yield the ether **24**, which is reduced using either lithium aluminum deuteride (LAD) to yield compounds of Formula II wherein  $R^4 = -CD_3$  or lithium aluminum

hydride (LAH) to yield compounds of Formula II wherein  $R^4 = -CH_3$ . For those compounds of Formula II wherein  $R^3$  is  $-OCH_3$ , carbamate 10 is directly treated with LAD to produce a compound where  $R^4$  is  $-CD_3$ .

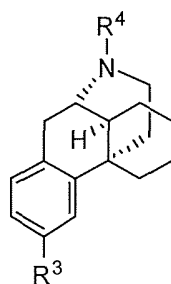
**[0078]** Various  $R^3$  groups (as defined in Formula II) may be introduced by O-alkylation of the appropriate phenol intermediate using an alkylating agent, such as an alkyl halide, according to methods generally known in the art. Various  $R^4$  groups (as defined in Formula II) may be introduced by *N*-alkylation using an  $R^4$ -alkylating agent (for example, iodo- $R^4$ ), or by reduction of the *N*-formyl group with a deuterated reagent, such as deuteroborane according to methods generally known in the art.

**[0079]** The specific approaches and compounds shown above are not intended to be limiting. The chemical structures in the schemes herein depict variables that are hereby defined commensurately with chemical group definitions (moieties, atoms, etc.) of the corresponding position in the compound formulae herein, whether identified by the same variable name (i.e.,  $R^1$  or  $R^2$ ) or not. The suitability of a chemical group in a compound structure for use in the synthesis of another compound is within the knowledge of one of ordinary skill in the art.

**[0080]** Additional methods of synthesizing compounds of Formula I or Formula II and their synthetic precursors, including those within routes not explicitly shown in schemes herein, are within the means of chemists of ordinary skill in the art. Synthetic chemistry transformations and protecting group methodologies (protection and deprotection) useful in synthesizing the applicable compounds are known in the art and include, for example, those described in Larock R, Comprehensive Organic Transformations, VCH Publishers (1989); Greene TW et al., Protective Groups in Organic Synthesis, 3rd Ed., John Wiley and Sons (1999); Fieser L et al., Fieser and Fieser's Reagents for Organic Synthesis, John Wiley and Sons (1994); and Paquette L, ed., Encyclopedia of Reagents for Organic Synthesis, John Wiley and Sons (1995) and subsequent editions thereof.

### Compositions

**[0081]** Provided herein combinations comprising a therapeutically effective amount of a compound of Formula II:



II

or a pharmaceutically acceptable salt thereof, wherein:

$R^3$  is selected from  $-OCH_2D$ ,  $-OCHD_2$ ,  $-OCD_3$ ; and  
 $R^4$  is selected from  $-CH_3$ ,  $-CH_2D$ ,  $-CHD_2$ , and  $-CD_3$ ;  
 provided that when  $R^3$  is  $-OCD_3$ , then  $R^4$  is not  $-CH_3$

or a pharmaceutically acceptable salt of said compound; and a therapeutically effective amount of a selective serotonin reuptake inhibitor; for use in treating pseudobulbar affect. The combination may comprise a composition comprising an acceptable carrier. In certain instances the composition is formulated for pharmaceutical use ("a pharmaceutical composition"), wherein the carrier is a pharmaceutically acceptable carrier. The carrier(s) are "acceptable" in the sense of being compatible with the other ingredients of the formulation and, in the case of a pharmaceutically acceptable carrier, not deleterious to the recipient thereof in an amount used in the medicament.

**[0082]** Pharmaceutically acceptable carriers, adjuvants and vehicles that may be used in the pharmaceutical compositions provided herein include, but are not limited to, ion exchangers, alumina, aluminum stearate, lecithin, serum proteins, such as human serum albumin, buffer substances such as phosphates, glycine, sorbic acid, potassium sorbate, partial glyceride mixtures of saturated vegetable fatty acids, water, salts or electrolytes, such as protamine sulfate, disodium hydrogen phosphate, potassium hydrogen phosphate, sodium chloride, zinc salts, colloidal silica, magnesium trisilicate, polyvinyl pyrrolidone, cellulose-based substances, polyethylene glycol, sodium carboxymethylcellulose, polyacrylates, waxes, polyethylene-polyoxypropylene-block polymers, polyethylene glycol and wool fat.

**[0083]** If required, the solubility and bioavailability of the compounds provided herein in pharmaceutical compositions may be enhanced by methods well-known in the art. One method includes the use of lipid excipients in the formulation.



See "Oral Lipid-Based Formulations: Enhancing the Bioavailability of Poorly Water-Soluble Drugs (Drugs and the Pharmaceutical Sciences)," David J. Hauss, ed. Informa Healthcare, 2007; and "Role of Lipid Excipients in Modifying Oral and Parenteral Drug Delivery: Basic Principles and Biological Examples," Kishor M. Wasan, ed. Wiley-Interscience, 2006.

5 **[0084]** Another known method of enhancing bioavailability is the use of an amorphous form of a compound provided herein optionally formulated with a poloxamer, such as LUTROL™ and PLURONIC™ (BASF Corporation), or block copolymers of ethylene oxide and propylene oxide. See United States patent 7,014,866; and United States patent publications 20060094744 and 20060079502.

10 **[0085]** The pharmaceutical compositions provided herein include those suitable for oral, rectal, nasal, topical (including buccal and sublingual), vaginal or parenteral (including subcutaneous, intramuscular, intravenous and intradermal) administration. In certain embodiments, the compound of the formulae herein is administered transdermally (e.g., using a transdermal patch or iontophoretic techniques). Other formulations may conveniently be presented in unit dosage form, e.g., tablets, sustained release capsules, and in liposomes, and may be prepared by any methods well known in the art of pharmacy. See, for example, Remington: The Science and Practice of Pharmacy, Lippincott Williams & Wilkins, Baltimore, MD (20th ed. 2000).

15 **[0086]** Such preparative methods include the step of bringing into association with the molecule to be administered ingredients such as the carrier that constitutes one or more accessory ingredients. In general, the compositions are prepared by uniformly and intimately bringing into association the active ingredients with liquid carriers, liposomes or finely divided solid carriers, or both, and then, if necessary, shaping the product.

20 **[0087]** In certain embodiments, the compounds are administered orally. The compositions provided herein suitable for oral administration may be presented as discrete units such as capsules, sachets, or tablets each containing a predetermined amount of the active ingredient; a powder or granules; a solution or a suspension in an aqueous liquid or a non-aqueous liquid; an oil-in-water liquid emulsion; a water-in-oil liquid emulsion; packed in liposomes; or as a bolus, etc. Soft gelatin capsules can be useful for containing such suspensions, which may beneficially increase the rate of compound absorption.

25 **[0088]** In the case of tablets for oral use, carriers that are commonly used include lactose and corn starch. Lubricating agents, such as magnesium stearate, are also typically added. For oral administration in a capsule form, useful diluents include lactose and dried cornstarch. When aqueous suspensions are administered orally, the active ingredient is combined with emulsifying and suspending agents. If desired, certain sweetening and/or flavoring and/or coloring agents may be added.

30 **[0089]** Compositions suitable for oral administration include lozenges comprising the ingredients in a flavored basis, usually sucrose and acacia or tragacanth; and pastilles comprising the active ingredient in an inert basis such as gelatin and glycerin, or sucrose and acacia.

35 **[0090]** Compositions suitable for parenteral administration include aqueous and non-aqueous sterile injection solutions which may contain anti-oxidants, buffers, bacteriostats and solutes which render the formulation isotonic with the blood of the intended recipient; and aqueous and non-aqueous sterile suspensions which may include suspending agents and thickening agents. The formulations may be presented in unit-dose or multi-dose containers, for example, sealed ampules and vials, and may be stored in a freeze dried (lyophilized) condition requiring only the addition of the sterile liquid carrier, for example water for injections, immediately prior to use. Extemporaneous injection solutions and suspensions may be prepared from sterile powders, granules and tablets.

40 **[0091]** Such injection solutions may be in the form, for example, of a sterile injectable aqueous or oleaginous suspension. This suspension may be formulated according to techniques known in the art using suitable dispersing or wetting agents (such as, for example, Tween 80) and suspending agents. The sterile injectable preparation may also be a sterile injectable solution or suspension in a non-toxic parenterally-acceptable diluent or solvent, for example, as a solution in 1,3-butanediol. Among the acceptable vehicles and solvents that may be employed are mannitol, water, Ringer's solution and isotonic sodium chloride solution. In addition, sterile, fixed oils are conventionally employed as a solvent or suspending medium. For this purpose, any bland fixed oil may be employed including synthetic mono- or diglycerides. Fatty acids, such as oleic acid and its glyceride derivatives are useful in the preparation of injectables, as are natural pharmaceutically-acceptable oils, such as olive oil or castor oil, especially in their polyoxyethylated versions. These oil solutions or suspensions may also contain a long-chain alcohol diluent or dispersant.

45 **[0092]** The pharmaceutical combination for use herein may be administered in the form of suppositories for rectal administration. These combinations can be prepared by mixing a compound provided herein with a suitable non-irritating excipient which is solid at room temperature but liquid at the rectal temperature and therefore will melt in the rectum to release the active components. Such materials include, but are not limited to, cocoa butter, beeswax and polyethylene glycols.

50 **[0093]** The pharmaceutical combination for use provided herein can be administered by nasal aerosol or inhalation. Such combinations are prepared according to techniques well-known in the art of pharmaceutical formulation and may be prepared as solutions in saline, employing benzyl alcohol or other suitable preservatives, absorption promoters to enhance bioavailability, fluorocarbons, and/or other solubilizing or dispersing agents known in the art. See, e.g.: Rab-

inowitz JD and Zaffaroni AC, US Patent 6,803,031, assigned to Alexza Molecular Delivery Corporation.

5 **[0094]** Topical administration of the pharmaceutical combination for use provided herein are useful when the desired treatment involves areas or organs readily accessible by topical application. For topical application topically to the skin, the pharmaceutical composition should be formulated with a suitable ointment containing the active components suspended or dissolved in a carrier. Carriers for topical administration of the compounds provided herein include, but are not limited to, mineral oil, liquid petroleum, white petroleum, propylene glycol, polyoxyethylene polyoxypropylene compound, emulsifying wax, and water. Alternatively, the pharmaceutical combination can be formulated with a suitable lotion or cream containing the active compound suspended or dissolved in a carrier. Suitable carriers include, but are not limited to, mineral oil, sorbitan monostearate, polysorbate 60, cetyl esters wax, cetearyl alcohol, 2-octyldodecanol, benzyl alcohol, and water. The pharmaceutical compositions provided herein may also be topically applied to the lower intestinal tract by rectal suppository formulation or in a suitable enema formulation.

10 **[0095]** Application of the subject therapeutics may be local, so as to be administered at the site of interest. Various techniques can be used for providing the subject combinations at the site of interest, such as injection, use of catheters, trocars, projectiles, pluronic gel, stents, sustained drug release polymers or other device which provides for internal access.

15 **[0096]** Thus, according to yet another embodiment, the combination for use provided herein may be incorporated into compositions for coating an implantable medical device, such as prostheses, artificial valves, vascular grafts, stents, or catheters. Suitable coatings and the general preparation of coated implantable devices are known in the art and are exemplified in US Patents 6,099,562; 5,886,026; and 5,304,121. The coatings are typically biocompatible polymeric materials such as a hydrogel polymer, polymethylsiloxane, polycaprolactone, polyethylene glycol, polylactic acid, ethylene vinyl acetate, and mixtures thereof. The coatings may optionally be further covered by a suitable topcoat of fluorosilicone, polysaccharides, polyethylene glycol, phospholipids or combinations thereof to impart controlled release characteristics in the composition. Coatings for invasive devices are to be included within the definition of pharmaceutically acceptable carrier, adjuvant or vehicle, as those terms are used herein.

20 **[0097]** Disclosed herein is a method of coating an implantable medical device comprising the step of contacting said device with the coating composition described above. It will be obvious to those skilled in the art that the coating of the device will occur prior to implantation into a mammal.

25 **[0098]** Disclosed herein is a method of impregnating an implantable drug release device comprising the step of contacting said drug release device with a compound or combination provided herein. Implantable drug release devices include, but are not limited to, biodegradable polymer capsules or bullets, non-degradable, diffusible polymer capsules and biodegradable polymer wafers.

30 **[0099]** Disclosed herein is an implantable medical device coated with a compound or a combination or a composition comprising a compound provided herein, such that said compound is therapeutically active.

35 **[0100]** Disclosed herein is an implantable drug release device impregnated with or containing a compound, a combination or a composition comprising a compound provided herein, such that said compound is released from said device and is therapeutically active.

40 **[0101]** Where an organ or tissue is accessible because of removal from the subject, such organ or tissue may be bathed in a medium containing a composition provided herein, a composition provided herein may be painted onto the organ, or a composition provided herein may be applied in any other convenient way.

45 **[0102]** In another embodiment, provided are separate dosage forms of a compound of Formula II of the use of the present invention; and the selective serotonin reuptake inhibitor wherein the compound of Formula II; and the selective serotonin reuptake inhibitor are associated with one another. The term "associated with one another" as used herein means that the separate dosage forms are packaged together or otherwise attached to one another such that it is readily apparent that the separate dosage forms are intended to be sold and administered together (within less than 24 hours of one another, consecutively or simultaneously).

50 **[0103]** In the pharmaceutical combinations provided herein, the compound of Formula II is present in an effective amount. As used herein, the term "effective amount" refers to an amount which, when administered in a proper dosing regimen, is sufficient to reduce or ameliorate the severity, duration or progression of the disorder being treated, prevent the advancement of the disorder being treated, cause the regression of the disorder being treated, or enhance or improve the prophylactic or therapeutic effect(s) of another therapy.

55 **[0104]** The interrelationship of dosages for animals and humans (based on milligrams per meter squared of body surface) is described in Freireich et al., (1966) Cancer Chemother. Rep 50: 219. Body surface area may be approximately determined from height and weight of the subject. See, e.g., Scientific Tables, Geigy Pharmaceuticals, Ardsley, N.Y., 1970, 537.

**[0105]** In one embodiment, an effective amount of a compound of Formula II can range from 0.4 mg to 400 mg, from 4.0 mg to 350 mg, from 10 mg to 90 mg, or from 30 mg to 45 mg, inclusive, which can be given once, twice, or up to three times daily depending on various factors recognized by those skilled in the art.

**[0106]** Effective doses will also vary, as recognized by those skilled in the art, depending on the diseases treated, the

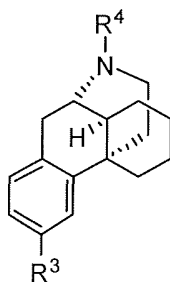
severity of the disease, the route of administration, the sex, age and general health condition of the subject, excipient usage, the possibility of co-usage with other therapeutic treatments such as use of other agents and the judgment of the treating physician. For example, guidance for selecting an effective dose can be determined by reference to the prescribing information for dextromethorphan.

**[0107]** An effective amount of the co-agent can be between about 0.01% to about 100% of the dosage normally utilized in a monotherapy regime using only that agent. The normal monotherapeutic dosages of these co-agents are well known in the art. See, e.g., Wells et al., eds., Pharmacotherapy Handbook, 2nd Edition, Appleton and Lange, Stamford, Conn. (2000); PDR Pharmacopoeia, Tarascon Pocket Pharmacopoeia 2000, Deluxe Edition, Tarascon Publishing, Loma Linda, Calif. (2000), each of which references are incorporated herein by reference in their entirety.

## Methods of Treatment

**[0108]** Disclosed herein are methods for treating pseudobulbar affect in a subject in need thereof, comprising administering a dextromethorphan analog as described herein or a pharmaceutically acceptable salt thereof and a co-agent or a pharmaceutically acceptable salt thereof. In certain instances the co-agent is an antidepressant. In certain instances the co-agent is selected from the group consisting of a serotonin norepinephrine reuptake inhibitor; a serotonin noradrenaline dopamine reuptake inhibitor; a norepinephrine dopamine reuptake inhibitor; a monoamine oxidase inhibitor; a selective serotonin reuptake inhibitor; and a tricyclic antidepressant. In certain instances, the co-agent is also an inhibitor of a p450 2D6 enzyme. Without being bound by theory, the dextromethorphan analogs described herein provide fewer metabolic liabilities, resulting in higher blood levels and/or an increased duration of action. Further, co-administration of an inhibitor of a cytochrome p450 2D6 enzyme with single agent efficacy in the treatment of pseudobulbar affect, neuropathic pain, neurodegenerative diseases, or brain injuries in combination with a dextromethorphan analog as described herein can provide increased effectiveness in the treatment of the same.

**[0109]** In one embodiment, provided is a combination of a therapeutically effective amount of a serotonin norepinephrine reuptake inhibitor; and a therapeutically effective amount of a compound of Formula II:



II

or a pharmaceutically acceptable salt thereof, wherein:

R<sup>3</sup> is selected from -OCH<sub>2</sub>D, -OCHD<sub>2</sub>, -OCD<sub>3</sub>; and  
 R<sup>4</sup> is selected from -CH<sub>3</sub>, -CH<sub>2</sub>D, -CHD<sub>2</sub>, and -CD<sub>3</sub>;  
 provided that when R<sup>3</sup> is -OCD<sub>3</sub>, then R<sup>4</sup> is not -CH<sub>3</sub>

for use in treating pseudobulbar affect.

**[0110]** In certain embodiments R<sup>4</sup> is -CH<sub>3</sub>, -CHD<sub>2</sub>, or -CD<sub>3</sub>. In certain embodiments R<sup>3</sup> is, -OCD<sub>3</sub>.

**[0111]** In another aspect, the selective serotonin reuptake inhibitor is an inhibitor of a cytochrome p450 2D6 enzyme.

**[0112]** In certain instances, the selective serotonin reuptake inhibitor is selected from the group consisting of fluoxetine, norfluoxetine, citalopram, dapoxetine, escitalopram, fluvoxamine, paroxetine, and sertraline, or pharmaceutically acceptable salts thereof.

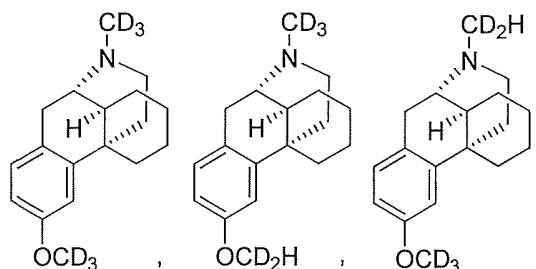
**[0113]** In certain instances, the selective serotonin reuptake inhibitor is selected from the group consisting of citalopram, norfluoxetine, dapoxetine, escitalopram, fluvoxamine, paroxetine, and sertraline, or pharmaceutically acceptable salts thereof.

**[0114]** In certain instances, the selective serotonin reuptake inhibitor is paroxetine, or a pharmaceutically acceptable salt thereof.

**[0115]** In another embodiment, the selective serotonin reuptake inhibitor is selected from the grouping consisting of citalopram, fluvoxamine, norfluoxetine, fluoxetine, paroxetine and sertraline or pharmaceutically acceptable salts thereof,

and the compound of formula II is selected from the group consisting of:

**[0116]** In another embodiment, provided is a method of treating pseudobulbar affect in a subject in need thereof, comprising the step of administering to the subject a therapeutically effective amount of a co-agent selected from the grouping consisting of citalopram, fluvoxamine, norfluoxetine, fluoxetine, paroxetine, sertraline, venlafaxine, desvenlafaxine, nefazodone, duloxetine, bupropion, moclobemide, amitriptyline, clomipramine, desipramine, doxepin, imipramine and nortriptyline, or pharmaceutically acceptable salts thereof, and a therapeutically effective amount of a compound selected from the group consisting of:



or pharmaceutically acceptable salts thereof.

**[0117]** In certain instances, the selective serotonin reuptake inhibitor is citalopram, fluvoxamine, paroxetine and sertraline or pharmaceutically acceptable salts thereof.

**[0118]** In certain instances, the selective serotonin reuptake inhibitor is paroxetine, or a pharmaceutically acceptable salt thereof.

**[0119]** The selective serotonin reuptake inhibitor as co-agent may be administered together with a compound of Formula II of the invention as part of a single dosage form or as separate, multiple dosage forms. Alternatively, the selective serotonin reuptake inhibitor may be administered prior to, consecutively with, or following the administration of a compound of Formula II of the invention. In such combination therapy treatment, both the compound of Formula II; and the selective serotonin reuptake inhibitor are administered by conventional methods.

**[0120]** Effective amounts of the selective serotonin reuptake inhibitor as co-agent are well known to those skilled in the art and guidance for dosing may be found in patents and published patent applications referenced herein, as well as in Wells et al., eds., Pharmacotherapy Handbook, 2nd Edition, Appleton and Lange, Stamford, Conn. (2000); PDR Pharmacopoeia, Tarascon Pocket Pharmacopoeia 2000, Deluxe Edition, Tarascon Publishing, Loma Linda, Calif. (2000), and other medical texts. However, it is well within the skilled artisan's purview to determine the co-agent's optimal effective-amount range.

**[0121]** In certain embodiments of the use of the invention, the effective amount of the co-agent is less than its effective amount would be where the compound of Formula II is not administered. In this way, undesired side effects associated with high doses of either agent may be minimized. Other potential advantages (including without limitation improved dosing regimens and/or reduced drug cost) will be apparent to those of skill in the art.

**[0122]** In one embodiment, the therapeutically effective amount of the compound of Formula II is lower than the therapeutically effective amount of dextromorphan that is sufficient to achieve the same therapeutic effect as the compound for Formula II.

**[0123]** In one embodiment, a therapeutically effective amount of the compound of Formula II is administered with a selective serotonin reuptake inhibitor as co-agent wherein the amount of the co-agent is less than its amount would be where the co-agent is administered in the absence of the compound of Formula II and with an amount of dextromorphan equal to the therapeutically effective amount of the compound of Formula II. In this way, undesired side effects associated with high doses of the co-agent may be minimized. In an example of this embodiment, the co-agent is quinidine or a pharmaceutically acceptable salt thereof, such as quinidine sulfate.

**[0124]** In one aspect of this embodiment, an amount of the compound of Formula II or a pharmaceutically acceptable salt thereof, such as the hydrobromide salt, wherein the amount is between about 10 mg and about 45 mg, such as between about 7.5 mg and about 30 mg, is administered with (a) an amount of quinidine sulfate between about 1 mg and about 25 mg, such as between about 2.5 mg and about 15 mg, or (b) an amount of quinidine or of a pharmaceutically acceptable salt thereof other than quinidine sulfate that is equimolar with an amount of quinidine sulfate between about 1 mg and about 25 mg, such as between about 2.5 mg and about 15 mg. As an example, the compound of Formula II or a pharmaceutically acceptable salt thereof, such as the hydrobromide salt, and the quinidine sulfate, quinidine, or pharmaceutically acceptable salt thereof other than quinidine sulfate may be administered in the therapeutically effective amounts above to a subject to treat diabetic neuropathy or neuropathic pain such as diabetic neuropathic pain.

**[0125]** In another aspect of this embodiment, an amount of the compound of Formula II or a pharmaceutically acceptable salt thereof, such as the hydrobromide salt, wherein the amount is between about 10 mg and about 45 mg, such as

between about 7.5 mg and about 30 mg, is administered with an amount of (a) an amount of quinidine sulfate between about 1 mg and about 25 mg, such as between about 1 mg and about 7.5 mg, or (b) an amount of quinidine or of a pharmaceutically acceptable salt thereof other than quinidine sulfate that is equimolar with an amount of quinidine sulfate between about 1 mg and about 25 mg, such as between about 1 mg and about 7.5 mg. As an example, the compound of Formula I or II or a pharmaceutically acceptable salt thereof, such as the hydrobromide salt, and the quinidine sulfate, quinidine, or pharmaceutically acceptable salt thereof other than quinidine sulfate may be administered in the therapeutically effective amounts above to a subject to treat pseudobulbar affect. As another example, the compound of Formula I or II or a pharmaceutically acceptable salt thereof, such as the hydrobromide salt, and the quinidine sulfate, quinidine, or pharmaceutically acceptable salt thereof other than quinidine sulfate may be administered in the therapeutically effective amounts above to a subject to treat tinnitus.

**[0126]** Certain embodiments relate to any of the aforementioned uses of the invention, where an effective amount of a compound of Formula II can range from about 0.4 mg to about 400 mg, from about 4.0 mg to about 350 mg, from about 10 mg to about 250 mg, from about 10 mg to about 150 mg, from about 10 mg to about 90 mg, from about 1 mg to about 60 mg, from about 10 mg to about 40 mg, from about 20 mg to about 30 mg, or from about 30 mg to about 45 mg. The dose be given once, twice, or up to three times daily depending on various factors recognized by those skilled in the art.

**[0127]** Certain embodiments relate to any of the aforementioned uses of the invention, where the co-agent is paroxetine. In certain instances, an effective amount of paroxetine, when dosed with a compound of Formula II, can range from about 1 mg to about 40 mg, from about 1 mg to about 30 mg, from about 5 mg to about 40 mg, from about 5 mg to about 25 mg, from about 10 mg to about 40 mg, from about 10 mg to about 20 mg, from about 15 mg to about 40 mg, from about 20 mg to about 40 mg, from about 20 mg to about 35 mg, or from about 25 mg to about 35 mg.

**[0128]** In yet another aspect, provided is the use of a compound of Formula II together with one or more of the above-described co-agents in the manufacture of a medicament, either as a single composition or as separate dosage forms, for treatment or prevention in a subject of a disease, disorder or symptom set forth above.

## Kits

**[0129]** Also disclosed are kits for use to treat pseudobulbar disorder.. These kits comprise (a) a pharmaceutical composition comprising a compound of Formula I or Formula II and a co-agent, as described above, or pharmaceutically acceptable salts thereof, wherein said pharmaceutical composition is in a container; and (b) instructions describing a method of using the pharmaceutical composition to treat pseudobulbar disorder.

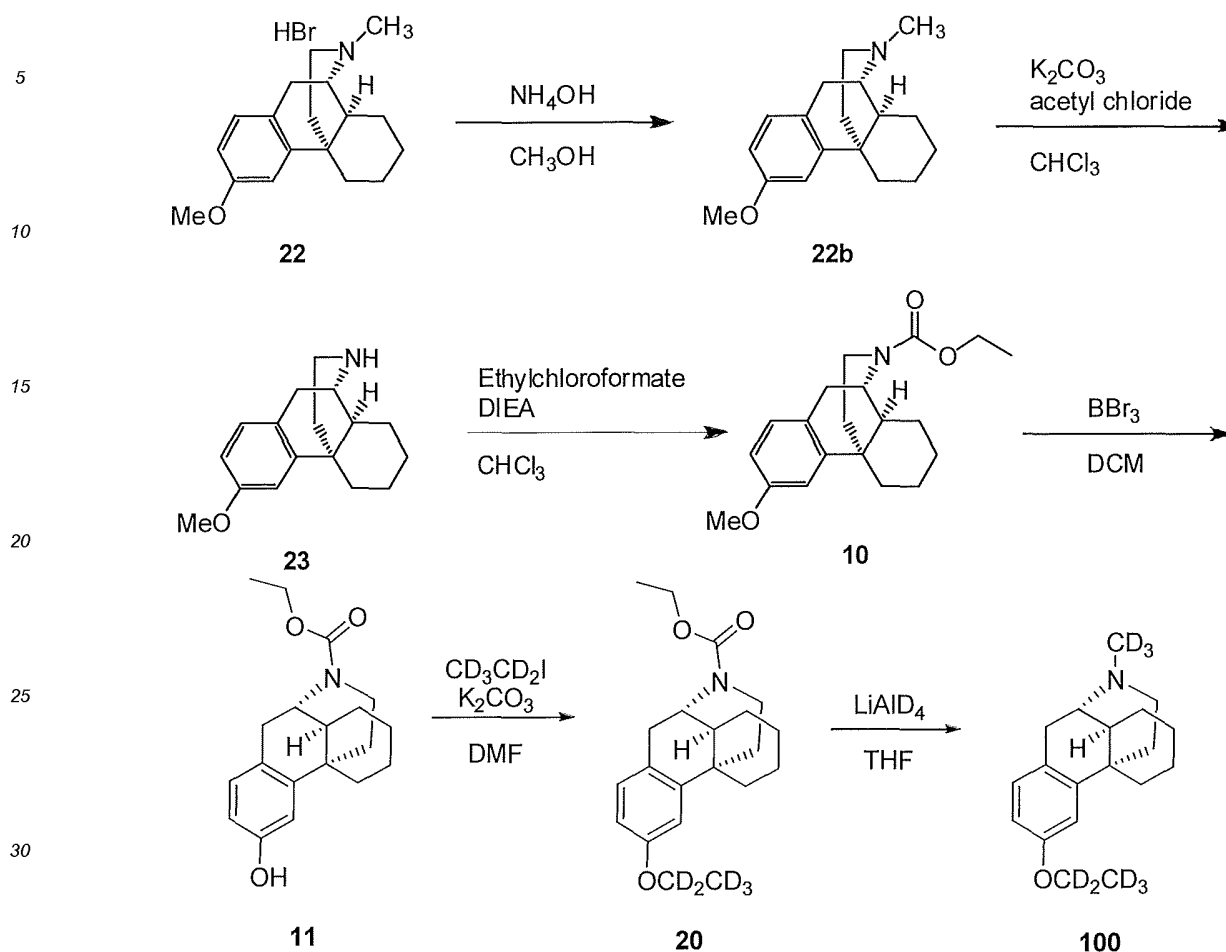
**[0130]** In certain embodiments, the kits comprise (a) a first pharmaceutical composition comprising a compound of Formula I or Formula II or pharmaceutically acceptable salts thereof; (b) a second pharmaceutical composition comprising a co-agent as described above or a pharmaceutically acceptable salt thereof; wherein the first pharmaceutical composition and the second pharmaceutical composition are contained in separate containers; and (c) instructions describing a method of using the first pharmaceutical composition and the second pharmaceutical composition to treat pseudobulbar disorder.

**[0131]** The container(s) may be any vessel or other sealed or sealable apparatus that can hold said pharmaceutical composition(s). Examples include bottles, ampules, divided or multi-chambered holders bottles, wherein each division or chamber comprises a single dose of said composition, a divided foil packet wherein each division comprises a single dose of said composition, or a dispenser that dispenses single doses of said composition. The container can be in any conventional shape or form as known in the art which is made of a pharmaceutically acceptable material, for example a paper or cardboard box, a glass or plastic bottle or jar, a re-sealable bag (for example, to hold a "refill" of tablets for placement into a different container), or a blister pack with individual doses for pressing out of the pack according to a therapeutic schedule. The container employed can depend on the exact dosage form involved, for example a conventional cardboard box would not generally be used to hold a liquid suspension. It is feasible that more than one container can be used together in a single package to market a single dosage form. For example, tablets may be contained in a bottle, which is in turn contained within a box. In one embodiment, the container is a blister pack.

**[0132]** The kits may also comprise a device to administer or to measure out a unit dose of the pharmaceutical composition. Such device may include an inhaler if said composition is an inhalable composition; a syringe and needle if said composition is an injectable composition; a syringe, spoon, pump, or a vessel with or without volume markings if said composition is an oral liquid composition; or any other measuring or delivery device appropriate to the dosage formulation of the composition present in the kit.

## Examples

**[0133] Reference Example 1.** Synthesis of (+)-3-(Ethox-d<sub>5</sub>)-17-(methyl-d<sub>3</sub>)-(9 $\alpha$ ,13 $\alpha$ ,14 $\alpha$ )-morphinan hydrochloride (**100**). Compound 100 was prepared as outlined in Scheme 4 below. Details of the synthesis follow.

**Scheme 4. Synthesis of Compound 100.**

35 **[0134] Synthesis of (+)-3-methoxy-17-methyl-(9 $\alpha$ ,13 $\alpha$ ,14 $\alpha$ )-morphinan (free base, 22b).** To a reaction vessel was added (+)-3-methoxy-17-methyl-(9 $\alpha$ ,13 $\alpha$ ,14 $\alpha$ )-morphinan, HBr salt (**22**; 3.00g, 8.5 mmol),  $\text{NH}_3$  in  $\text{CH}_3\text{OH}$  (2.0 M, 8.5 mL, 17.0 mmol), and a stir bar. The reaction mixture was stirred at RT for 1 h. The resulting material was concentrated on a rotary evaporator, then diluted with  $\text{CHCl}_3$  (50 mL) and  $\text{H}_2\text{O}$  (50 mL). The layers were separated and the water layer was extracted with  $\text{CHCl}_3$  (50 mL). The combined organic layers were dried over magnesium sulfate, filtered and concentrated on a rotary evaporator to yield 2.88 g of **22b** as a fluffy white solid.

**$^1\text{H-NMR}$**  (300 MHz,  $\text{CDCl}_3$ ):  $\delta$  1.12 (ddd,  $J_1=24.7$ ,  $J_2=12.6$ ,  $J_3=3.8$ , 1H), 1.23-1.43 (m, 5H), 1.49-1.52 (m, 1H), 1.62-1.65 (m, 1H), 1.72 (td,  $J_1=12.6$ ,  $J_2=4.9$ , 1H), 1.81 (dt,  $J_1=12.6$ ,  $J_2=3.3$ , 1H), 2.07 (td,  $J_1=12.6$ ,  $J_2=3.3$ , 1H), 2.33-2.47 (m, 5H), 2.57 (dd,  $J_1=18.1$ ,  $J_2=5.5$ , 1H), 2.79 (dd,  $J_1=5.5$ ,  $J_2=3.3$ , 1H), 2.98 (d,  $J=18.1$ , 1H), 6.68 (dd,  $J_1=8.2$ ,  $J_2=2.7$ , 1H), 6.80 (d,  $J=2.7$ , 1H), 7.02 (d,  $J=8.8$ , 1H).

45 **[0135] Synthesis of (+)-3-methoxy-(9 $\alpha$ ,13 $\alpha$ ,14 $\alpha$ )-morphinan (23).** The solid (+)-3-methoxy-17-methyl-(9 $\alpha$ ,13 $\alpha$ ,14 $\alpha$ )-morphinan (**22b**; 6.79 g, 25.1 mmol) was placed in a reaction vessel with  $\text{CHCl}_3$  and a stir bar.  $\text{K}_2\text{CO}_3$  (13.85 g, 100.2 mmol) was added and the mixture was stirred at RT under an atmosphere of  $\text{N}_2$  for 10 min before the addition of acetyl chloride (7.866 g, 100.2 mmol). The resulting reaction mixture, still under an atmosphere of  $\text{N}_2$ , was stirred under reflux conditions for 7 h, then filtered through a pad of celite. The organic filtrate was concentrated on a rotary evaporator and the resulting crude material was dissolved in  $\text{CH}_3\text{OH}$  then stirred under reflux conditions for 1 h.

The solution was concentrated on a rotary evaporator then dried under vacuum to yield 6.78 g of **23** as an off-white solid.  **$^1\text{H-NMR}$**  (300 MHz,  $\text{CDCl}_3$ ):  $\delta$  1.04-1.13 (m, 1H), 1.19-1.29 (m, 1H), 1.37-1.66 (m, 6H), 2.37 (d,  $J=13.5$ , 2H), 2.54 (bs, 1H), 2.80 (s, 2H), 2.95-2.99 (m, 1H), 3.12-3.18 (m, 2H), 3.48 (s, 1H), 3.71 (s, 3H), 6.76 (dd,  $J_1=8.3$ ,  $J_2=2.6$ , 1H), 6.80 (d,  $J=2.3$ , 1H), 7.07 (d,  $J=8.3$ , 1H).

55 **[0136] Synthesis of (+)-17-ethylcarbamate-3-methoxy-(9 $\alpha$ ,13 $\alpha$ ,14 $\alpha$ )-morphinan (10).** To a reaction vessel fit with a stirbar was added **23** (6.025g, 2.48 mmol) dissolved in  $\text{CHCl}_3$  (100 mL). Diisopropylethylamine (DIEA; 16.32 g, 126.3 mmol) was added and the mixture was stirred for 10 min at room temperature under nitrogen before the addition of ethylchloroformate (13.094 g, 76.8 mmol). The reaction mixture was stirred under reflux conditions under nitrogen for 3

h, at which point TLC (20% ethylacetate/hexane) showed complete consumption of the starting material. The organic layer was removed and washed first with 1M HCl, and then with saturated NaHCO<sub>3</sub>. The aqueous layers from each wash were combined and back extracted with 50 ml of CHCl<sub>3</sub>. The organic layer from the back extraction was combined with the organic layer from the washes and the combined organic layers were dried over Na<sub>2</sub>SO<sub>4</sub>. The organic solution

was then filtered, concentrated on a rotary evaporator then was purified via automated flash column chromatography (0-30% ethylacetate/hexane) to yield 5.37 g of **10** as a clear light yellow oil.

**<sup>1</sup>H-NMR** (300 MHz, CDCl<sub>3</sub>): δ 1.06 (ddd, *J*<sub>1</sub>=25.3, *J*<sub>2</sub>=12.6, *J*<sub>3</sub>=3.8, 1H), 1.21-1.39 (m, 7H), 1.45-1.60 (m, 3H), 1.65-1.70 (m, 2H), 2.34-2.37 (m, 1H), 2.54-2.69 (m, 2H), 3.04-3.12 (m, 1H), 3.78 (s, 3H), 3.86 (ddd, *J*<sub>1</sub>=42.3, *J*<sub>2</sub>=13.7, *J*<sub>3</sub>=3.8, 1H), 4.12 (q, *J*<sub>1</sub>=7.14, 2H), 4.31 (dt, *J*<sub>1</sub>=56.6, *J*<sub>2</sub>=4.3, 1H), 6.71 (dd, *J*<sub>1</sub>=8.8, *J*<sub>2</sub>=2.2, 1H), 6.82 (d, *J*<sub>1</sub>=2.7, 1H), 7.00 (apparent t, *J*<sub>1</sub>=8.2, 1H).

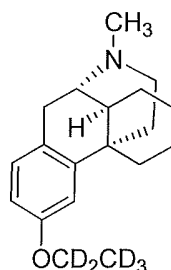
**[0137] (+)-17-ethylcarbamate-3-hydroxy-(9 $\alpha$ ,13 $\alpha$ ,14 $\alpha$ )-morphinan(11).** In a reaction vessel fit with a stirbar the carbamate **10** (2.43 g, 7.4 mmol) was dissolved in DCM (20 mL) and the resulting solution was cooled to 0 °C. BBr<sub>3</sub> (9.24 g, 36.9 mmol) was added and the reaction mixture was stirred under an atmosphere of N<sub>2</sub> at 0 °C for 20 min (at which time tlc in 20% ethylacetate/hexane showed the reaction to be complete). A solution of 27% NH<sub>4</sub>OH in ice was placed in a beaker with a stir bar and the reaction mixture was slowly added with stirring. The resulting mixture was stirred for 20 min then was extracted with 4:1 CHCl<sub>3</sub>/CH<sub>3</sub>OH (200 mL). The organic layer was dried over Na<sub>2</sub>SO<sub>4</sub>, filtered, then concentrated on a rotary evaporator. The crude material was purified via automated flash column chromatography (CH<sub>3</sub>OH with 1% NH<sub>4</sub>OH / CHCl<sub>3</sub>, 0-10%). The pure fractions were concentrated on a rotary evaporator to yield 1.48 g of **11** as a white solid.

**<sup>1</sup>H-NMR** (300 MHz, CDCl<sub>3</sub>): δ 1.04-1.12 (m, 1H), 1.22-1.36 (m, 7H), 1.45-1.59 (m, 3H), 1.63-1.67 (m, 2H), 2.30-2.33 (m, 1H), 2.52-2.66 (m, 2H), 3.06 (dt, *J*<sub>1</sub>=18.4, *J*<sub>2</sub>=5.9, 1H), 3.84 (ddd, *J*<sub>1</sub>=35.8, *J*<sub>2</sub>=13.8, *J*<sub>3</sub>=6.1, 1H), 4.10-4.18 (m, 2H), 4.31 (dt, *J*<sub>1</sub>=53.9, *J*<sub>2</sub>=3.1, 1H), 6.64 (m, 1H), 6.78 (s, 1H), 6.93 (apparent t, *J*<sub>1</sub>=7.8, 1H).

**[0138] Synthesis of (+)-3-(ethoxy-d<sub>5</sub>)-17-ethoxycarbonyl-(9 $\alpha$ ,13 $\alpha$ ,14 $\alpha$ )-morphinan (20).** To a solution of alcohol **11** (1.50 g, 4.8 mmol) in DMF (25 mL), was added K<sub>2</sub>CO<sub>3</sub> (2.00 g, 14.5 mmol, 3.05 eq) and iodoethane-d<sub>5</sub> (1.15 g, 7.1 mmol, 1.50 eq) with stirring. The reaction mixture was stirred overnight at room temperature under an atmosphere of N<sub>2</sub>, was quenched by the addition of H<sub>2</sub>O, and extracted with Et<sub>2</sub>O (3 x 30 mL). The combined organics were dried over Na<sub>2</sub>SO<sub>4</sub>, filtered and concentrated *in vacuo* to a yellow oil. Purification via automated flash column chromatography (0-40% EtOAc/hexanes) afforded intermediate **20** (1.53 g, 91% yield).

**[0139] Synthesis of (+)-3-(ethoxy-d<sub>5</sub>)-17-(methyl-d<sub>3</sub>)-(9 $\alpha$ ,13 $\alpha$ ,14 $\alpha$ )-morphinan hydrochloride (100).** To a slurry of LiAlD<sub>4</sub> (0.184 g, 4.4 mmol, 2.0 eq) in THF (10 mL) stirring at -78 °C was added a solution of the carbamate **20** (0.763 g, 2.2 mmol) in THF (5 mL). After 1 h of stirring at rt, no reaction was detected by tlc and an additional 2.0 eq of LiAlD<sub>4</sub> (0.184 g, 4.4 mmol, 2.0 eq) was added. The reaction mixture was stirred overnight at rt, then was quenched by the addition of magnesium sulfate heptahydrate until cessation of gas evolution. The mixture was filtered, concentrated *in vacuo* and the resultant crude material was purified via automated flash column chromatography (CHCl<sub>3</sub>/CH<sub>3</sub>OH/NH<sub>3</sub>OH-90/10/1) to yield the free amine **100**. This material was dissolved in 1.25 M HCl in CH<sub>3</sub>OH then was concentrated under reduced pressure and dried under high vacuum to yield 14.3 mg of product **100** as the HCl salt. **<sup>1</sup>H-NMR** (300 MHz, DMSO-d<sub>6</sub>): δ 0.94-1.63 (m, 8H), 1.72-1.80 (m, 1H), 1.94 (d, *J*<sub>1</sub>=11.9, 1H), 2.43-2.47 (m, 1H), 2.96 (dd, *J*<sub>1</sub>=19.2, *J*<sub>2</sub>=6.1, 2H), 3.09-3.17 (m, 2H), 3.57-3.61 (m, 1H), 6.79-6.82 (m, 2H), 7.11 (d, *J*<sub>1</sub>=8.8, 1H), 9.58 (br s, 1H). **HPLC** (method: 150 mm C18-RP column - gradient method 5-95% ACN; Wavelength: 280 nm): retention time: 3.08 min, purity: 95%. **MS** (M+H): 294.2.

**[0140] Reference Example 2.** Synthesis of (+)-3-(Ethoxy-d<sub>5</sub>)-17-methyl-(9 $\alpha$ ,3 $\alpha$ ,4 $\alpha$ )-morphinan hydrochloride (**104**). Compound **104** was prepared as outlined in Scheme 2 above with the exception that LiAlH<sub>4</sub> was used in place of LiAlD<sub>4</sub> for the reduction of the carbamate **20** to **104**.

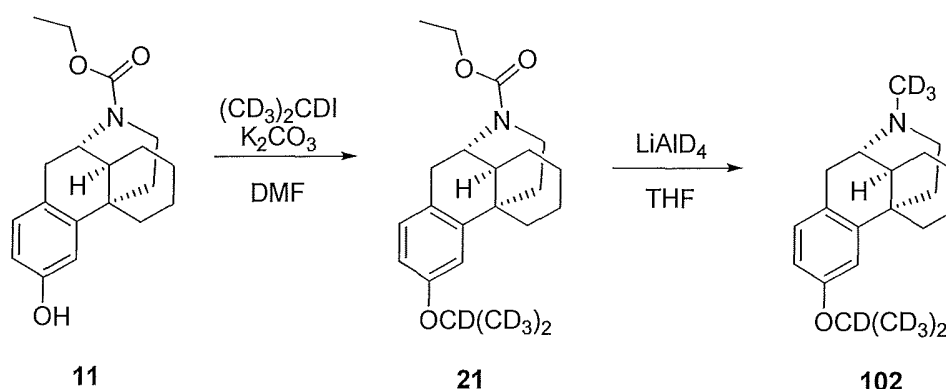
**104**

**[0141] Synthesis of (+)-3-(ethoxy-d<sub>5</sub>)-17-methyl-(9 $\alpha$ ,13 $\alpha$ ,14 $\alpha$ )-morphinan hydrochloride (104).** To a slurry of LiAlH<sub>4</sub> (0.166 g, 4.4 mmol, 2.0 eq) in THF (10 mL) stirring at -78 °C was added a solution of the carbamate **20** (0.763

g, 2.2 mmol) in THF (5 mL). After 1 h an additional 2.0 eq of  $\text{LiAlH}_4$  (0.184 g, 4.4 mmol, 2.0 eq) was added. The reaction mixture was stirred overnight at rt, then was quenched by the addition of magnesium sulfate heptahydrate until cessation of gas evolution. The mixture was filtered, concentrated *in vacuo* and the resultant crude material was purified via automated flash column chromatography ( $\text{CHCl}_3/\text{CH}_3\text{OH}/\text{NH}_3\text{OH}$  - 90/10/1) to yield the free-amine **104**. This material was dissolved in 1.25 M HCl in  $\text{CH}_3\text{OH}$  then was concentrated under reduced pressure and dried under high vacuum to yield 31 mg of product **104** as the HCl salt. **<sup>1</sup>H-NMR** (300 MHz,  $\text{DMSO-d}_6$ ):  $\delta$  0.94-1.64 (m, 8H), 1.74-1.82 (m, 1H), 1.97 (d,  $J=12.4$ , 1H), 2.44-2.47 (m, 1H), 2.81 (s, 3H), 2.96 (dd,  $J_1=20.0$ ,  $J_2=5.8$ , 2H), 3.09-3.18 (m, 2H), 3.55-3.62 (m, 1H), 6.79-6.82 (m, 2H), 7.12 (d,  $J=9.1$ , 1H), 9.68 (br s, 1H). **HPLC** (method: 150 mm C18-RP column - gradient method 5-95% ACN; Wavelength: 280 nm): retention time: 3.00 min, purity: 95%. **MS** (M+H): 291.2.

**[0142] Reference Example 3.** Synthesis of (+)-3-(isopropoxy- $d_7$ )-17-(methyl- $d_3$ )-(9 $\alpha$ ,13 $\alpha$ ,14 $\alpha$ )-morphinan (**102**). Compound **102** was prepared as outlined in Scheme 5 below. Details of the synthesis are set forth below.

### Scheme 5. Synthesis of Compound 102.

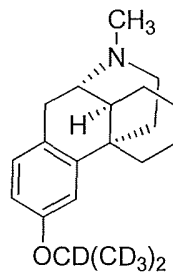


**[0143] Synthesis of (+)-3-(isopropoxy- $d_7$ )-17-ethoxycarbonyl-(9 $\alpha$ ,13 $\alpha$ ,14 $\alpha$ )-morphinan (**21**).** To a solution of alcohol **11** (1.50 g, 4.8 mmol; produced according to Example 1) in DMF (25 mL), was added  $\text{K}_2\text{CO}_3$  (2.00 g, 14.5 mmol, 3.05 eq) and 2-iodopropane- $d_7$  (0.71 mL, 7.1 mmol, 1.50 eq) with stirring. The reaction mixture was stirred overnight at room temperature under an atmosphere of  $\text{N}_2$ , was quenched by the addition of  $\text{H}_2\text{O}$ , and extracted with  $\text{Et}_2\text{O}$  (3 x 30 mL). The combined organics were dried over  $\text{Na}_2\text{SO}_4$ , filtered and concentrated *in vacuo* to a colorless oil. Purification via automated flash column chromatography (0-40%  $\text{EtOAc}/\text{hexanes}$ ) afforded intermediate **21** (1.48 g, 85% yield).

**[0144] Synthesis of (+)-3-(isopropoxy- $d_7$ )-17-(methyl- $d_3$ )-(9 $\alpha$ ,13 $\alpha$ ,14 $\alpha$ )-morphinan (**102**).** To a slurry of  $\text{LiAlD}_4$  (0.340 g, 8.1 mmol, 4.0 eq) in THF (10 mL) stirring at  $-78^\circ\text{C}$  was added a solution of the carbamate **21** (0.739 g, 2.0 mmol) in THF (5 mL). The reaction mixture was stirred overnight at rt, then was quenched by the addition of magnesium sulfate heptahydrate until cessation of gas evolution. The mixture was filtered, the filtrate concentrated *in vacuo* and the resultant material was dissolved in  $\text{CH}_3\text{OH}$ . The resulting solution was acidified to pH 4 with fumaric acid resulting in salt precipitation. The mixture was stirred for 5 min, and  $\text{Et}_2\text{O}$  was added to bring remaining salt out of solution. The salt was isolated by filtration and dried to yield 660 mg of final product **102** as the fumaric acid salt. **<sup>1</sup>H-NMR** (300 MHz,  $\text{CDCl}_3$ ):  $\delta$  1.10 (qd,  $J_1=12.6$ ,  $J_2=3.8$ , 1H), 1.21-1.68 (m, 7H), 2.01 (td,  $J_1=13.6$ ,  $J_2=4.5$ , 1H), 2.16-2.21 (m, 1H), 2.32-2.47 (m, 2H), 2.99-3.01 (m, 2H), 3.10-3.13 (m, 1H), 3.44-3.46 (m, 1H), 6.72 (dd,  $J_1=8.4$ ,  $J_2=2.4$ , 1H), 6.79 (d,  $J=2.5$ , 1H), 6.82 (s, 1H), 7.03 (d,  $J=8.3$ , 1H). **HPLC** (method: 150 mm C18-RP column - gradient method 5-95% ACN; Wavelength: 280 nm): retention time: 3.11 min, purity: 95%. **MS** (M+H): 310.3.

**[0145] Reference Example 4.** Synthesis of (+)-3-(isopropoxy- $d_7$ )-17-methyl-(9 $\alpha$ ,3 $\alpha$ ,4 $\alpha$ )-morphinan (**106**). Compound **106** was prepared as outlined in Scheme 5 above with the exception that  $\text{LiAlH}_4$  was used in place of  $\text{LiAlD}_4$  for the reduction of the carbamate **21** to **106**.

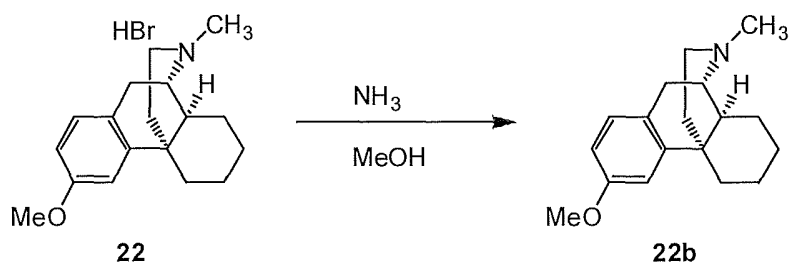


**106**

**[0146] Synthesis of (+)-3-(isopropoxy-d<sub>7</sub>)-17-methyl-(9 $\alpha$ ,13 $\alpha$ ,14 $\alpha$ )-morphinan (106).** To a slurry of LiAlH<sub>4</sub> (0.308 g, 8.1 mmol, 4.0 eq) in THF (10 mL) stirring at -78 °C was added a solution of the carbamate **21** (0.739 g, 2.0 mmol) in THF (5 mL). The reaction mixture was stirred overnight at rt, then was quenched by the addition of magnesium sulfate heptahydrate until cessation of gas evolution. The mixture was filtered, the filtrate concentrated *in vacuo* and the resultant material was dissolved in CH<sub>3</sub>OH. The resulting solution was acidified to pH 4 with fumaric acid resulting in salt precipitation. The mixture was stirred for 5 min, and Et<sub>2</sub>O was added to bring remaining salt out of solution. The salt was isolated by filtration and dried to yield 330 mg of final product **106** as the fumaric acid salt. **<sup>1</sup>H-NMR** (300 MHz, CDCl<sub>3</sub>):  $\delta$  1.09 (qd,  $J_1=12.6$ ,  $J_2=3.8$ , 1H), 1.22-1.58 (m, 6H), 1.65 (d,  $J=12.6$ , 1H), 2.06 (td,  $J_1=13.5$ ,  $J_2=4.3$ , 1H), 2.20 (d,  $J=12.4$ , 1H), 2.35 (d,  $J=13.3$ , 1H), 2.46-2.53 (m, 1H), 2.78 (s, 3H), 2.96-3.12 (m, 2H), 3.25-3.30 (m, 1H), 3.62-3.64 (m, 1H), 6.73 (dd,  $J_1=8.3$ ,  $J_2=2.5$ , 1H), 6.80 (d,  $J=2.5$ , 1H), 6.86 (s, 2H), 7.05 (d,  $J=8.3$ , 1H). **HPLC** (method: 150 mm C18-RP column - gradient method 5-95% ACN; Wavelength: 280 nm): retention time: 3.18 min, purity: 95%. **MS** (M+H): 307.4.

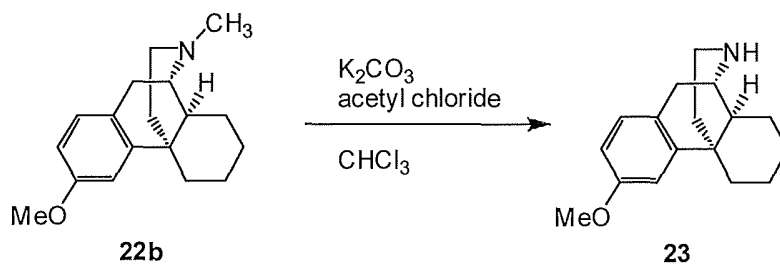
**Example 1. Synthesis of (+)-3-(Methoxy-d<sub>3</sub>)-17-(methyl-d<sub>3</sub>)-(9 $\alpha$ ,13 $\alpha$ ,14 $\alpha$ )-morphinan (112).**

**[0147]**



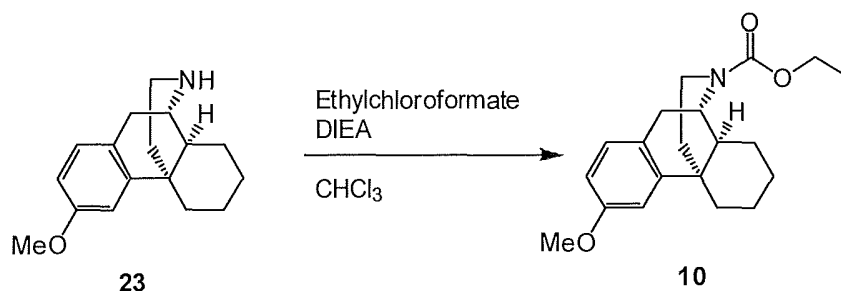
**[0148] (+)-3-methoxy-17-methyl-(9 $\alpha$ ,13 $\alpha$ ,14 $\alpha$ )-morphinan (22b).** To a reaction vessel was added (+)-3-methoxy-17-methyl-(9 $\alpha$ ,13 $\alpha$ ,14 $\alpha$ )-morphinan, HBr salt **22** (3.00g, 8.5 mmol), NH<sub>3</sub> in CH<sub>3</sub>OH (2.0 M, 8.5 mL, 17.0 mmol), and a stir bar. The reaction mixture was stirred at RT for 1 h. The resulting material was concentrated on a rotary evaporator, then diluted with CHCl<sub>3</sub> (50 mL) and H<sub>2</sub>O (50 mL). The layers were separated and the water layer was extracted with CHCl<sub>3</sub> (50 mL). The combined organic layers were dried over magnesium sulfate, filtered and concentrated on a rotary evaporator to yield 2.88 g of **22b** as a fluffy white solid.

**<sup>1</sup>H-NMR** (300 MHz, CDCl<sub>3</sub>):  $\delta$  1.12 (ddd,  $J_1=24.7$ ,  $J_2=12.6$ ,  $J_3=3.8$ , 1H), 1.23-1.43 (m, 5H), 1.49-1.52 (m, 1H), 1.62-1.65 (m, 1H), 1.72 (td,  $J_1=12.6$ ,  $J_2=4.9$ , 1H), 1.81 (dt,  $J_1=12.6$ ,  $J_2=3.3$ , 1H), 2.07 (td,  $J_1=12.6$ ,  $J_2=3.3$ , 1H), 2.33-2.47 (m, 5H), 2.57 (dd,  $J_1=18.1$ ,  $J_2=5.5$ , 1H), 2.79 (dd,  $J_1=5.5$ ,  $J_2=3.3$ , 1H), 2.98 (d,  $J=18.1$ , 1H), 6.68 (dd,  $J_1=8.2$ ,  $J_2=2.7$ , 1H), 6.80 (d,  $J=2.7$ , 1H), 7.02 (d,  $J=8.8$ , 1H).



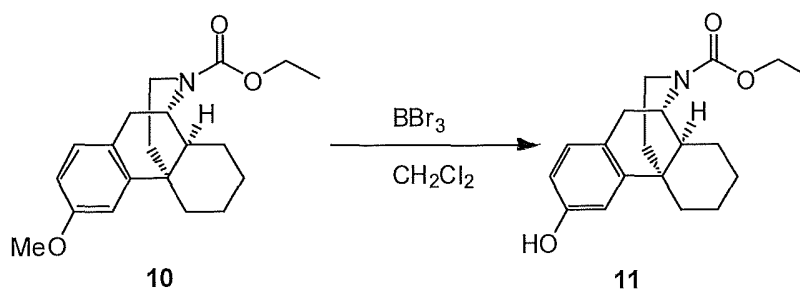
**[0149]** (+)-3-methoxy-(9 $\alpha$ ,13 $\alpha$ ,14 $\alpha$ )-morphinan (**23**). The solid **22b** (6.79 g, 25.1 mmol) was placed in a reaction vessel with CHCl<sub>3</sub> and a stir bar. K<sub>2</sub>CO<sub>3</sub> (13.85 g, 100.2 mmol) was added and the mixture was stirred at RT under an atmosphere of N<sub>2</sub> for 10 min before the addition of acetyl chloride (7.866 g, 100.2 mmol). The resulting reaction mixture, still under an atmosphere of N<sub>2</sub>, was stirred under reflux conditions for 7 h, then filtered through a pad of celite. The organic filtrate was concentrated on a rotary evaporator and the resulting crude material was dissolved in CH<sub>3</sub>OH then stirred under reflux conditions for 1 h. The solution was concentrated on a rotary evaporator then dried under vacuum to yield 6.78 g of **23** as an off-white solid.

**<sup>1</sup>H-NMR** (300 MHz, CDCl<sub>3</sub>):  $\delta$  1.04-1.13 (m, 1H), 1.19-1.29 (m, 1H), 1.37-1.66 (m, 6H), 2.37 (d,  $J$ =13.5, 2H), 2.54 (bs, 1H), 2.80 (s, 2H), 2.95-2.99 (m, 1H), 3.12-3.18 (m, 2H), 3.48 (s, 1H), 3.71 (s, 3H), 6.76 (dd,  $J_1$ =8.3,  $J_2$ =2.6, 1H), 6.80 (d,  $J$ =2.3, 1H), 7.07 (d,  $J$ =8.3, 1H).



**[0150]** (+)-17-ethylcarbamate-3-methoxy-(9 $\alpha$ ,13 $\alpha$ ,14 $\alpha$ )-morphinan (**10**). To a reaction vessel fit with a stirbar was added **23** (6.025g, 2.48 mmol) dissolved in CHCl<sub>3</sub> (100 mL). Diisopropylethylamine (DIEA; 16.32 g, 126.3 mmol) was added and the mixture was stirred for 10 min at room temperature under nitrogen before the addition of ethylchloroformate (13.094 g, 76.8 mmol). The reaction mixture was stirred under reflux conditions under nitrogen for 3 h, at which point tlc (20% ethylacetate/hexane) showed complete consumption of starting material, **23**. The organic layer was removed and washed first with 1M HCl, and then with saturated NaHCO<sub>3</sub>. The aqueous layers from each wash were combined and back extracted with 50 mL of CHCl<sub>3</sub>. The organic layer from the back extraction was combined with the organic layer from the washes and the combined organic layers were dried over NaSO<sub>4</sub>. The organic solution was then filtered, concentrated on a rotary evaporator then was purified via automated flash column chromatography (0-30% ethylacetate/hexane) to yield 5.37 g of **10** as a clear light yellow oil.

**<sup>1</sup>H-NMR** (300 MHz, CDCl<sub>3</sub>):  $\delta$  1.06 (ddd,  $J_1$ =25.3,  $J_2$ =12.6,  $J_3$ =3.8, 1H), 1.21-1.39 (m, 7H), 1.45-1.60 (m, 3H), 1.65-1.70 (m, 2H), 2.34-2.37 (m, 1H), 2.54-2.69 (m, 2H), 3.04-3.12 (m, 1H), 3.78 (s, 3H), 3.86 (ddd,  $J_1$ =42.3,  $J_2$ =13.7,  $J_3$ =3.8, 1H), 4.12 (q,  $J$ =7.14, 2H), 4.31 (dt,  $J_1$ =56.6,  $J_2$ =4.3, 1H), 6.71 (dd,  $J_1$ =8.8,  $J_2$ =2.2, 1H), 6.82 (d,  $J$ =2.7, 1H), 7.00 (apparent t,  $J$ =8.2, 1H).

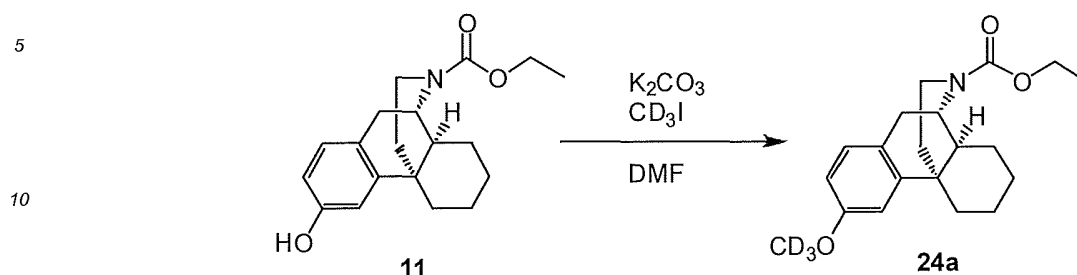


**[0151]** (+)-17-ethylcarbamate-3-hydroxy-(9 $\alpha$ ,13 $\alpha$ ,14 $\alpha$ )-morphinan (**11**). In a reaction vessel fit with a stirbar the carbamate **10** (2.43 g, 7.4 mmol) was dissolved in DCM (20 mL) and the resulting solution was cooled to 0 °C. BBr<sub>3</sub> (9.24 g, 36.9 mmol) was added and the reaction mixture was stirred under an atmosphere of N<sub>2</sub> at 0 °C for 20 min (at which time tlc in 20% ethylacetate/hexane showed the reaction to be complete). A solution of 27% NH<sub>4</sub>OH in ice was placed in a beaker with a stir bar and the reaction mixture was slowly added with stirring. The resulting mixture was stirred for 20 min then was extracted with 4:1 CHCl<sub>3</sub>/CH<sub>3</sub>OH (200 mL). The organic layer was dried over Na<sub>2</sub>SO<sub>4</sub>, filtered, then concentrated on a rotary evaporator. The crude material was purified via automated flash column chromatography (CH<sub>3</sub>OH with 1% NH<sub>4</sub>OH / CHCl<sub>3</sub>, 0-10%). The pure fractions were concentrated on a rotary evaporator to yield 1.48 g of **11** as a white solid.

**<sup>1</sup>H-NMR** (300 MHz, CDCl<sub>3</sub>):  $\delta$  1.04-1.12 (m, 1H), 1.22-1.36 (m, 7H), 1.45-1.59 (m, 3H), 1.63-1.67 (m, 2H), 2.30-2.33

EP 2 397 158 B1

(m, 1H), 2.52-2.66 (m, 2H), 3.06 (dt,  $J_1=18.4$ ,  $J_2=5.9$ , 1H), 3.84 (ddd,  $J_7=35.8$ ,  $J_2=13.8$ ,  $J_3=6.1$ , 1H), 4.10-4.18 (m, 2H), 4.31 (dt,  $J_1=53.9$ ,  $J_2=3.1$ , 1H), 6.64 (m, 1H), 6.78 (s, 1H), 6.93 (apparent t,  $J=7.8$ , 1H).



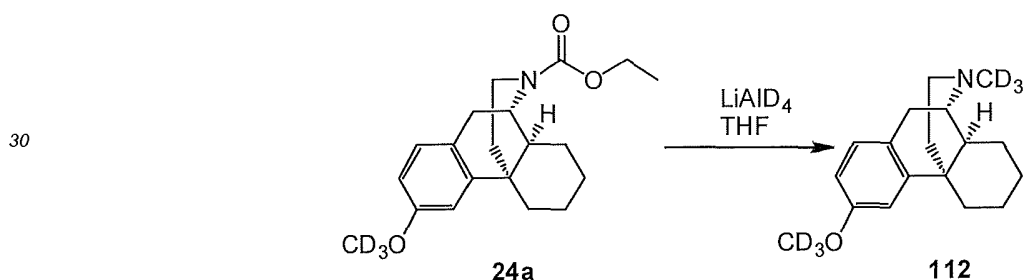
15

20

**[0152]** (+)-17-ethylcarbamate-3- $d_3$ -methoxy-(9 $\alpha$ ,13 $\alpha$ ,14 $\alpha$ )-morphinan (**24a**;  $R^3= -OCD_3$ ). The compound **11** (1.48 g, 4.7 mmol) was dissolved in DMF (20 mL) in a reaction vessel fit with a stir bar. To this solution was added  $K_2CO_3$  (2.97 g, 21.5 mmol). The mixture was stirred under an atmosphere of  $N_2$  at RT for 10 min before the addition of  $CD_3I$  (1.02 g, 7.0 mmol). The resulting reaction mixture was stirred overnight at RT at which time tlc (20% ethylacetate/hexane) showed complete reaction. The mixture was diluted with  $H_2O$  then was extracted with ethyl ether (3 x 30 mL). The combined organic layers were dried over  $Na_2SO_4$ , filtered, and the filtrate concentrated on a rotary evaporator to a clear yellow oil. Purification via automated flash column chromatography (0-20% ethylacetate/hexane) and concentration of pure fractions on a rotary evaporator afforded 793 mg of product.

25

**$^1H$ -NMR** (300 MHz,  $CDCl_3$ ):  $\delta$  1.01-1.11 (m, 1H), 1.22-1.39 (m, 7H), 1.45-1.59 (m, 3H), 1.62-1.70 (m, 2H), 2.34-2.37 (m, 1H), 2.54-2.69 (m, 2H), 3.04-3.12 (m, 1H), 3.84 (ddd,  $J_1=43.2$ ,  $J_2=13.8$ ,  $J_3=4.8$ , 1H), 4.09-4.17 (m, 2H), 4.31 (dt,  $J_1=56.4$ ,  $J_2=3.4$ , 1H), 6.71 (dd,  $J_1=8.4$ ,  $J_2=2.5$ , 1H), 6.82 (d,  $J=2.7$ , 1H), 7.00 (apparent t,  $J=8.2$ , 1H).



40

45

**[0153]** (+)-3- $d_3$ -methoxy-17- $d_3$ -methyl-(9 $\alpha$ ,13 $\alpha$ ,14 $\alpha$ )-morphinan (Compound **112**). To a reaction vessel fit with a stir bar, was added THF (5 mL) and LAD (100 mg, 2.4 mmol). The slurry was cooled to 0 °C followed by the addition of a solution of product **24a** ( $R^3= -OCD_3$ , 397 mg, 1.2 mmol) in THF (5 mL). The reaction mixture was stirred under an atmosphere of  $N_2$  for 2 h at which time tlc (20% ethylacetate/hexane) showed the reaction to be complete. The mixture was then quenched by the addition of magnesium sulfate heptahydrate until cessation of gas evolution. Ethyl ether (25 mL) was added to the flask, the slurry was filtered, and the organic filtrate was concentrated on a rotary evaporator to an oil. The crude product was purified via automated flash column chromatography ( $CH_3OH$  with 1%  $NH_4OH$  /  $CHCl_3$ , 0-10%), concentrated on a rotary evaporator, then dissolved in a saturated solution of HBr in dioxane. The mixture was stirred for 10 min, was concentrated on a rotary evaporator, then dried under vacuum for 3 d to yield 204 mg of Compound **112**.

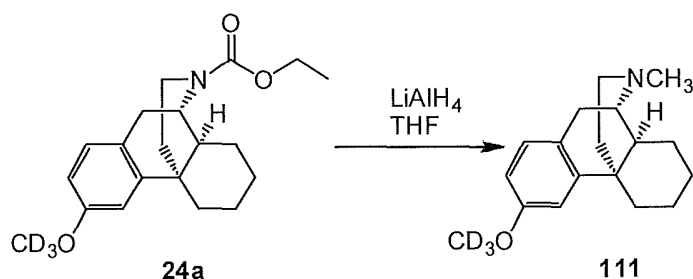
50

**$^1H$ -NMR** (300 MHz,  $CDCl_3$ ):  $\delta$  1.08 (ddd,  $J_1=25.1$ ,  $J_2=12.6$ ,  $J_3=3.3$ , 1H), 1.22-1.32 (m, 1H), 1.35-1.48 (m, 4H), 1.60 (dd,  $J_1=39.0$ ,  $J_2=12.6$ , 2H), 2.02 (dt,  $J_1=13.2$ ,  $J_2=4.0$ , 1H), 2.17 (d,  $J=11.9$ , 1H), 2.34 (t,  $J=13.5$ , 2H), 2.75-2.80 (m, 1H), 2.88 (dd,  $J_1=18.8$ ,  $J_2=5.3$ , 1H), 3.01 (d,  $J=18.5$ , 1H), 3.15 (s, 1H), 6.73 (d,  $J=8.6$ , 1H), 6.81 (s, 1H), 7.05 (d,  $J=8.6$ , 1H). **HPLC** (method: 150 mm C18-RP column - gradient method 5-95% ACN; Wavelength: 254 nm): retention time: 6.74 min. **MS** ( $M+H^+$ ): 278.4.

**Example 2** Synthesis of (+)-3-methoxy- $d_3$ -17-methyl-(9 $\alpha$ ,13 $\alpha$ ,14 $\alpha$ )-morphinan (**111**).

**[0154]**

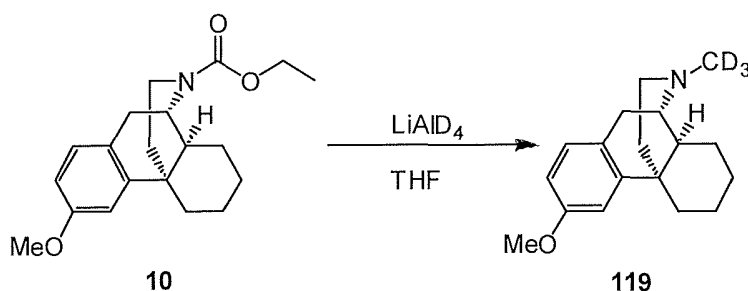
55



**[0155]** (+)-3-*d*<sub>3</sub>-methoxy-17-methyl-(9 $\alpha$ ,13 $\alpha$ ,14 $\alpha$ )-morphinan (Compound **111**). To a reaction vessel fit with a stir bar, was added THF (5 mL) and LAH (91 mg, 2.4 mmol). The slurry was cooled to 0 °C followed by the addition of product **24a** ( $R^3 = -OCD_3$ , 397 mg, 1.2 mmol) dissolved in THF (5 mL). The reaction mixture was stirred under an atmosphere of N<sub>2</sub> for 2 h at which time tlc (20% ethylacetate/hexane) showed the reaction to be complete. The mixture was then quenched by the addition of magnesium sulfate heptahydrate until cessation of gas evolution. Ethyl ether (25 mL) was added to the flask, the slurry was filtered, and the organic filtrate was concentrated on a rotary evaporator to an oil. The crude product was purified via automated flash column chromatography (CH<sub>3</sub>OH with 1% NH<sub>4</sub>OH / CHCl<sub>3</sub>, 0-10%), concentrated on a rotary evaporator, then dissolved in a saturated solution of HBr in dioxane. The mixture was stirred for 10 min, was concentrated on a rotary evaporator, then dried under vacuum for 3 d to yield 200 mg of Compound **111**. **<sup>1</sup>H-NMR** (300 MHz, CDCl<sub>3</sub>):  $\delta$  1.07-1.16 (m, 1H), 1.22-1.32 (m, 1H), 1.34-1.46 (m, 4H), 1.59 (dd,  $J_1=41.0$ ,  $J_2=12.6$ , 2H), 1.94 (t,  $J=12.6$ , 1H), 2.06 (d,  $J=12.9$ , 1H), 2.26 (t,  $J=12.6$ , 1H), 2.36 (d,  $J=13.2$ , 1H), 2.53 (s, 3H), 2.67 (d,  $J=12.2$ , 1H), 2.78 (dd,  $J_1=18.8$ ,  $J_2=5.0$ , 1H), 3.06 (d,  $J=19.2$ , 2H), 6.72 (d,  $J=8.3$ , 1H), 6.81 (s, 1H), 7.05 (d,  $J=8.6$ , 1H). **HPLC** (method: 150 mm C18-RP column - gradient method 5-95% ACN; Wavelength: 254 nm): retention time: 6.86 min. **MS** (M+H<sup>+</sup>): 275.2.

**Example 3.** Synthesis of (+)-3-methoxy-17-(methyl-*d*<sub>3</sub>)-(9 $\alpha$ ,13 $\alpha$ ,14 $\alpha$ )-morphinan (**119**).

**[0156]**



**[0157]** (+)-3-methoxy-17-*d*<sub>3</sub>-methyl-(9 $\alpha$ ,13 $\alpha$ ,14 $\alpha$ )-morphinan (Compound **119**). To a reaction vessel fit with a stir bar, was added THF (2 mL) and LAD (99 mg, 2.4 mmol). The slurry was cooled to 0 °C followed by the gradual addition of carbamate **10** (195 mg, 6.0 mmol) dissolved in THF (3 mL). The reaction mixture was stirred under an atmosphere of N<sub>2</sub> for 10 min at which time tlc (20% ethylacetate/hexane) showed the reaction to be complete. The mixture was then quenched by the addition of magnesium sulfate heptahydrate until cessation of gas evolution. The resulting solid was washed with ethyl ether, filtered, and the organic filtrate was concentrated on a rotary evaporator to an oil. The crude product was purified via automated flash column chromatography (CH<sub>3</sub>OH with 1% NH<sub>4</sub>OH / CHCl<sub>3</sub>, 90%), concentrated on a rotary evaporator, and then dissolved in a saturated solution of HBr in dioxane. The mixture was stirred for 10 min, and then concentrated on a rotary evaporator to yield 74 mg of product.

**<sup>1</sup>H-NMR** (300 MHz, CDCl<sub>3</sub>):  $\delta$  0.96 (ddd,  $J_1=25.4$ ,  $J_2=12.7$ ,  $J_3=3.9$ , 1H), 1.08-1.18 (m, 1H), 1.24-1.36 (m, 2H), 1.43-1.52 (m, 3H), 1.62 (d,  $J=12.7$ , 1H), 1.78 (td,  $J_1=13.7$ ,  $J_2=4.4$ , 1H), 1.96 (d,  $J=12.2$ , 1H), 2.41-2.47 (m, 2H), 2.97 (dd,  $J_1=19.5$ ,  $J_2=5.9$ , 1H), 3.10-3.18 (m, 2H), 3.60-3.63 (m, 1H), 3.73 (s, 3H), 6.81-6.84 (m, 2H), 7.13 (d,  $J=9.3$ , 1H), 9.60 (bs, 1H). **HPLC** (method: 150 mm C18-RP column - gradient method 5-95% ACN; Wavelength: 280 nm): retention time: 6.91 min. **MS** (M+H<sup>+</sup>): 275.7.

**Example 4.** Evaluation of Metabolic Stability in CYP2D6 SUPERSOMES™.

**[0158]** Human CYP2D6 SUPERSOMES™ were purchased from GenTest (Woburn, MA, USA). 7.5 mM stock solutions

of test compounds (Compounds 100, 102, 104, 106, dextromethorphan, a deuterated analog of dextromethorphan wherein each methyl group was replaced with CD<sub>3</sub> ("d<sub>6</sub>-dextromethorphan", chemical name (+)-3-d<sub>3</sub>-methoxy-17-d<sub>3</sub>-methyl-(9 $\alpha$ ,13 $\alpha$ ,14 $\alpha$ )-morphinan, also referred to as Compound 101 in U.S. Ser. No. 12/112,936, and as "Test Compound" in Figure 1 and Table 2 below), the ethyl ether analog of dextromethorphan ("dextroethorphan") or the isopropyl ether analog of dextromethorphan ("dextroisoproporphan") were prepared in DMSO. The 7.5 mM stock solutions were diluted to 50  $\mu$ M in acetonitrile (ACN). The 1000 pmol/mL CYP2D6 supersomes were diluted to 62.5 pmol/mL in 0.1 M potassium phosphate buffer, pH 7.4, containing 3 mM MgCl<sub>2</sub>. The diluted SUPERSOMES™ were added to wells of a 96-well deep-well polypropylene plate in triplicate. 10  $\mu$ L of the 50  $\mu$ M test compound was added to the supersomes and the mixture was pre-warmed for 10 minutes. Reactions were initiated by addition of pre-warmed NADPH solution. The final reaction volume was 0.5 mL and contained 50 pmol/mL CYP2D6 SUPERSOMES™, 1  $\mu$ M test compound, and 2 mM NADPH in 0.1 M potassium phosphate buffer, pH 7.4, and 3 mM MgCl<sub>2</sub>. The reaction mixtures were incubated at 37°C and 50  $\mu$ L aliquots were removed at 0, 5, 10, 20, and 30 minutes and added to shallow-well 96-well plates which contained 50  $\mu$ L of ice-cold ACN with internal standard to stop the reactions. The plates were stored at 4°C for 20 minutes after which 100  $\mu$ L of water was added to the wells of the plate before centrifugation to pellet precipitated proteins. Supernatants were transferred to another 96-well plate and analyzed for amounts of parent remaining by LC-MS/MS using an Applied Bio-systems API 4000 mass spectrometer.

**[0159]** The *in vitro* half-life ( $t_{1/2}$ ) for each of the test compounds was calculated from the slopes of the linear regression of % parent remaining (ln) vs incubation time relationship:  $\text{in vitro } t_{1/2} = 0.693/k$ , where  $k = -[\text{slope of linear regression of \% parent remaining}(\ln) \text{ vs incubation time}]$ . Data analysis was performed using Microsoft Excel Software..

**[0160]** Figure 1 and Table 2, below, show the results of the SUPERSOMES™ experiment. Note that in Figure 1, the curves for Compounds 100 and 104 overlap one another. "Test Compound" in Figure 1 and Table 2 refers to deuterated dextromethorphan ("d<sub>6</sub>-dextromethorphan", (+)-3-d<sub>3</sub>-methoxy-17-d<sub>3</sub>-methyl-(9 $\alpha$ ,13 $\alpha$ ,14 $\alpha$ )-morphinan, which is also referred to as Compound 101 in U.S. Ser. No. 12/112,936).

**Table 2. Calculated Half-life in SUPERSOMES™.**

Compound	$t_{1/2} \pm \text{SD (min)}$
Dextromethorphan	1.7 $\pm$ 0.3
Test Compound	5.6 $\pm$ 1.5
Dextroethorphan	10.3 $\pm$ 2.1
Dextroisoproporphan	21.7 $\pm$ 1.6
Compound 106	36.0 $\pm$ 2.8
Compound 102	39.0 $\pm$ 1.9
Compound 104	49.1 $\pm$ 4.1
Compound 100	51.3 $\pm$ 3.7

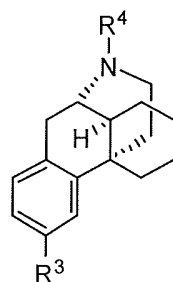
**[0161]** Each of the deuterated compounds tested demonstrated a longer half-life when incubated with CYP2D6 SUPERSOMES™ than any of the corresponding undeuterated test compounds or a deuterated version of dextromethorphan (Test Compound). Thus, in this assay, the compounds of this disclosure were more resistant to metabolism than dextromethorphan or deuterated dextromethorphan (Test Compound).

## Claims

1. A combination of:

- (a) a therapeutically effective amount of a selective serotonin reuptake inhibitor; and
- (b) a therapeutically effective amount of a compound of Formula II:

5



10

**II**

or a pharmaceutically acceptable salt thereof, wherein:

15

R<sup>3</sup> is selected from -OCH<sub>2</sub>D, -OCHD<sub>2</sub>, and -OCD<sub>3</sub>;  
 R<sup>4</sup> is selected from -CH<sub>3</sub>, -CH<sub>2</sub>D, -CHD<sub>2</sub>, and -CD<sub>3</sub>;  
 provided that when R<sup>3</sup> is -OCD<sub>3</sub>, then R<sup>4</sup> is not -CH<sub>3</sub>;

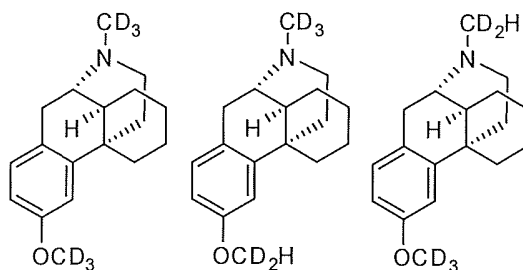
20

for use in treating pseudobulbar affect.

25

2. The combination for use of claim 1, wherein R<sup>4</sup> is -CH<sub>3</sub>, -CHD<sub>2</sub>, or -CD<sub>3</sub>.
3. The combination for use of claim 1, wherein R<sup>3</sup> is -OCD<sub>3</sub>.
4. The combination for use of claim 1, wherein the selective serotonin reuptake inhibitor is an inhibitor of a cytochrome p450 2D6 enzyme.
5. The combination for use of any one of claims 1 to 4, wherein the selective serotonin reuptake inhibitor is selected from the group consisting of fluoxetine, norfluoxetine, citalopram, dapoxetine, escitalopram, fluvoxamine, paroxetine, and sertraline, or pharmaceutically acceptable salts thereof.
6. The combination for use of claim 5, wherein the selective serotonin reuptake inhibitor is selected from the group consisting of citalopram, norfluoxetine, dapoxetine, escitalopram, fluvoxamine, paroxetine, and sertraline, or pharmaceutically acceptable salts thereof.
7. The combination for use of claim 6, wherein the selective serotonin reuptake inhibitor is paroxetine, or a pharmaceutically acceptable salt thereof.
8. The combination for use of claim 1, wherein the selective serotonin reuptake inhibitor is selected from the group consisting of citalopram, fluvoxamine, norfluoxetine, fluoxetine, paroxetine and sertraline, and the compound of formula II is selected from the group consisting of:

45



50

or pharmaceutically acceptable salts thereof.

55

9. The combination for use of claim 8, wherein the selective serotonin reuptake inhibitor is selected from the group consisting of citalopram, fluvoxamine, paroxetine and sertraline, or a pharmaceutically acceptable salt thereof.
10. The combination for use of claim 8 or claim 9, wherein the selective serotonin reuptake inhibitor is paroxetine, or a

pharmaceutically acceptable salt thereof.

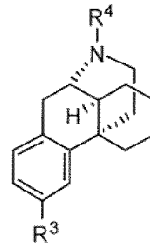
Patentansprüche

5

1. Kombination von:

- (a) einer therapeutisch wirksamen Menge von einem selektiven Serotonin-Wiederaufnahme-Hemmer; und
- (b) einer therapeutisch wirksamen Menge von einer Verbindung der Formel II:

10



15

II

20

oder einem pharmazeutisch verträglichen Salz davon, wobei:

25

R<sup>3</sup> aus -OCH<sub>2</sub>D, -OCHD<sub>2</sub> und -OCD<sub>3</sub> ausgewählt ist;  
 R<sup>4</sup> aus -CH<sub>3</sub>, -CH<sub>2</sub>D, -CHD<sub>2</sub> und -CD<sub>3</sub> ausgewählt ist;  
 mit der Maßgabe, dass, wenn R<sup>3</sup> -OCD<sub>3</sub> ist, dann R<sup>4</sup> nicht -CH<sub>3</sub> ist;  
 zur Verwendung beim Behandeln von pseudobulbärem Affekt.

30

2. Kombination zur Verwendung nach Anspruch 1, wobei R<sup>4</sup> -CH<sub>3</sub>, -CHD<sub>2</sub> oder -CD<sub>3</sub> ist.

3. Kombination zur Verwendung nach Anspruch 1, wobei R<sup>3</sup> -OCD<sub>3</sub> ist.

35

4. Kombination zur Verwendung nach Anspruch 1, wobei der selektive Serotonin-Wiederaufnahme-Hemmer ein Hemmer von einem Cytochrom-p450-2D6-Enzym ist.

5. Kombination zur Verwendung nach einem der Ansprüche 1 bis 4, wobei der selektive Serotonin-Wiederaufnahme-Hemmer aus der Gruppe, bestehend aus Fluoxetin, Norfluoxetin, Citalopram, Dapoxetin, Escitalopram, Fluvoxamin, Paroxetin und Sertralin, oder pharmazeutisch verträglichen Salzen davon, ausgewählt ist.

40

6. Kombination zur Verwendung nach Anspruch 5, wobei der selektive Serotonin-Wiederaufnahme-Hemmer aus der Gruppe, bestehend aus Citalopram, Norfluoxetin, Dapoxetin, Escitalopram, Fluvoxamin, Paroxetin und Sertralin, oder pharmazeutisch verträglichen Salzen davon, ausgewählt ist.

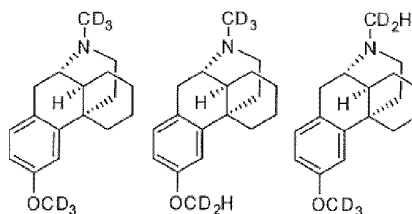
45

7. Kombination zur Verwendung nach Anspruch 6, wobei der selektive Serotonin-Wiederaufnahme-Hemmer Paroxetin, oder ein pharmazeutisch verträgliches Salz davon, ist.

50

8. Kombination zur Verwendung nach Anspruch 1, wobei der selektive Serotonin-Wiederaufnahme-Hemmer aus der Gruppe, bestehend aus Citalopram, Fluvoxamin, Norfluoxetin, Fluoxetin, Paroxetin und Sertralin, ausgewählt ist und die Verbindung der Formel II aus der Gruppe, bestehend aus:

55



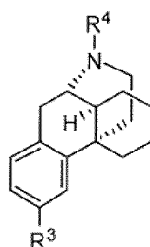
oder pharmazeutisch verträglichen Salzen davon ausgewählt ist.

9. Kombination zur Verwendung nach Anspruch 8, wobei der selektive Serotonin-Wiederaufnahme-Hemmer aus der Gruppe, bestehend aus Citalopram, Fluvoxamin, Paroxetin und Sertralin, oder einem pharmazeutisch verträglichen Salz davon, ausgewählt ist.
10. Kombination zur Verwendung nach Anspruch 8 oder Anspruch 9, wobei der selektive Serotonin-Wiederaufnahme-Hemmer Paroxetin, oder ein pharmazeutisch verträgliches Salz davon, ist.

## Revendications

### 1. Combinaison de:

- (a) une quantité thérapeutiquement efficace d'un inhibiteur de réabsorption de sérotonine sélectif; et  
 (b) une quantité thérapeutiquement efficace d'un composé de la Formule II:



II

ou d'un sel pharmaceutiquement acceptable de celui-ci, dans lequel:

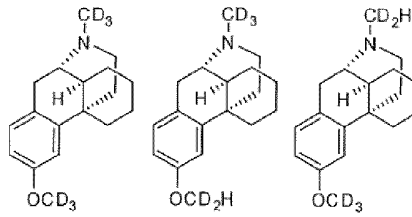
R<sup>3</sup> est choisi parmi -OCH<sub>2</sub>D, -OCHD<sub>2</sub> et -OCD<sub>3</sub>;  
 R<sup>4</sup> est choisi parmi -CH<sub>3</sub>, -CH<sub>2</sub>D, -CHD<sub>2</sub> et -CD<sub>3</sub>;  
 à condition que lorsque R<sup>3</sup> est -OCD<sub>3</sub>, alors R<sup>4</sup> ne soit pas -CH<sub>3</sub>;  
 pour une utilisation dans le traitement d'un affect pseudobulbaire.

2. Combinaison pour une utilisation selon la revendication 1, dans laquelle R<sup>4</sup> est -CH<sub>3</sub>, -CHD<sub>2</sub> ou -CD<sub>3</sub>.
3. Combinaison pour une utilisation selon la revendication 1, dans laquelle R<sup>3</sup> est -OCD<sub>3</sub>.
4. Combinaison pour une utilisation selon la revendication 1, dans laquelle l'inhibiteur de réabsorption de sérotonine sélectif est un inhibiteur d'une enzyme cytochrome p450 2D6.
5. Combinaison pour une utilisation selon l'une quelconque des revendications 1 à 4, dans laquelle l'inhibiteur de réabsorption de sérotonine sélectif est choisi dans le groupe constitué de fluoxétine, norfluoxétine, citalopram, dapoxétine, escitalopram, fluvoxamine, paroxétine et sertraline ou des sels pharmaceutiquement acceptables de ceux-ci.
6. Combinaison pour une utilisation selon la revendication 5, dans laquelle l'inhibiteur de réabsorption de sérotonine sélectif est choisi dans le groupe constitué de citalopram, norfluoxétine, dapoxétine, escitalopram, fluvoxamine, paroxétine et sertraline ou des sels pharmaceutiquement acceptables de ceux-ci.
7. Combinaison pour une utilisation selon la revendication 6, dans laquelle l'inhibiteur de réabsorption de sérotonine sélectif est la paroxétine ou un sel pharmaceutiquement acceptable de celle-ci.
8. Combinaison pour une utilisation selon la revendication 1, dans laquelle l'inhibiteur de réabsorption de sérotonine sélectif est choisi dans le groupe constitué de citalopram, fluvoxamine, norfluoxétine, fluoxétine, paroxétine et sertraline et le composé de la formule II est choisi dans le groupe constitué de:



EP 2 397 158 B1

5



10

ou des sels pharmaceutiquement acceptables de ceux-ci.

9. Combinaison pour une utilisation selon la revendication 8, dans laquelle l'inhibiteur de réabsorption de sérotonine sélectif est choisi dans le groupe constitué de citalopram, fluvoxamine, paroxétine et sertraline ou un sel pharmaceutiquement acceptable de ceux-ci.

15

10. Combinaison pour une utilisation selon la revendication 8 ou la revendication 9, dans laquelle l'inhibiteur de réabsorption de sérotonine sélectif est la paroxétine ou un sel pharmaceutiquement acceptable de celle-ci.

20

25

30

35

40

45

50

55

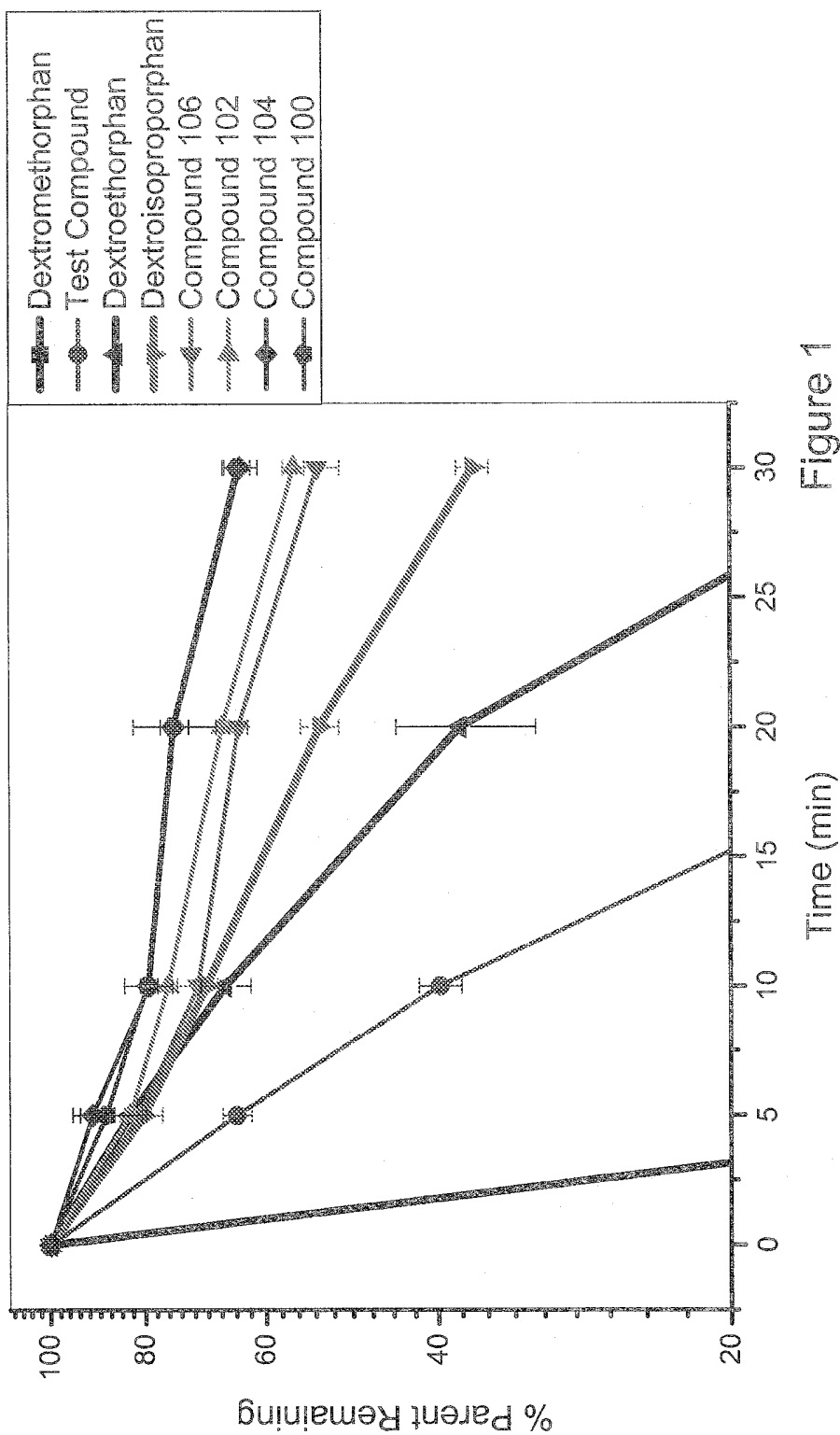


Figure 1

## REFERENCES CITED IN THE DESCRIPTION

This list of references cited by the applicant is for the reader's convenience only. It does not form part of the European patent document. Even though great care has been taken in compiling the references, errors or omissions cannot be excluded and the EPO disclaims all liability in this regard.

## Patent documents cited in the description

- US 61109832 A [0001]
- WO 2008097924 A [0015]
- GB 713146 A, Grussner, A. & Schnider, O. [0068] [0071]
- JP JP60089474 A, Toyo Pharma K. K. [0068]
- JP 60089474 A [0071]
- US 20050256147 A1, Kim, C.-H. [0074]
- WO 2005082911 A1, Dawildowski, D. [0075]
- US 7014866 B [0084]
- US 20060094744 A [0084]
- US 20060079502 A [0084]
- US 6803031 B, Rabinowitz JD and Zaffaroni AC [0093]
- US 6099562 A [0096]
- US 5886026 A [0096]
- US 5304121 A [0096]
- US 12112936 B [0158] [0160]

## Non-patent literature cited in the description

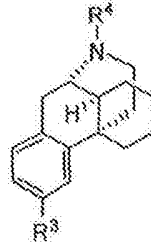
- **BLAKE, MI et al.** *J Pharm Sci*, 1975, vol. 64, 367-91 [0007]
- **FOSTER, AB.** *Adv Drug Res*, 1985, vol. 14, 1-40 [0007]
- **KUSHNER, DJ et al.** *Can J Physiol Pharmacol*, 1999, 79-88 [0007]
- **FISHER, MB et al.** *Curr Opin Drug Discov Devel*, 2006, vol. 9, 101-09 [0007]
- **EICHHOLD et al.** *Journal of Chromatography*, 1997, vol. 698 (B [0015]
- **BÖLESKEI et al.** *ARKIVOC*, 2008 [0015]
- **WADA E et al.** *Seikagaku*, 1994, vol. 66, 15 [0048]
- **GANNES LZ et al.** *Comp Biochem Physiol Mol Integr Physiol*, 1998, vol. 119, 725 [0048]
- **SCHNIDER, O. ; GRUSSNER, A.** *Helv. Chim. Acta.*, 1951, vol. 34, 2211 [0068] [0071]
- **NEWMAN, A. H. et al.** *J. Med. Chem.*, 1992, vol. 35, 4135 [0068] [0071]
- **MURDTER, T. E. et al.** *Journal of Labelled Compounds and Radiopharmaceuticals*, 2002, vol. 45, 1153-1158 [0073]
- **NEWMAN, A. H. et al.** *Journal of Medicinal Chemistry*, 1992, vol. 35, 4135-4142 [0073] [0074]
- **BROWN, H. C. et al.** *Organometallics*, 1985, vol. 4, 816-821 [0075]
- **LAROCK R.** *Comprehensive Organic Transformations*. VCH Publishers, 1989 [0080]
- **GREENE TW et al.** *Protective Groups in Organic Synthesis*. John Wiley and Sons, 1999 [0080]
- **FIESER L et al.** *Fieser and Fieser's Reagents for Organic Synthesis*. John Wiley and Sons, 1994 [0080]
- *Encyclopedia of Reagents for Organic Synthesis*. John Wiley and Sons, 1995 [0080]
- *Oral Lipid-Based Formulations: Enhancing the Bioavailability of Poorly Water-Soluble Drugs*. *Drugs and the Pharmaceutical Sciences*. Informa Healthcare, 2007 [0083]
- *Role of Lipid Excipients in Modifying Oral and Parenteral Drug Delivery: Basic Principles and Biological Examples*. Wiley-Interscience, 2006 [0083]
- **REMINGTON.** *The Science and Practice of Pharmacy*. Lippincott Williams & Wilkins, 2000 [0085]
- **FREIREICH et al.** *Cancer Chemother. Rep*, 1966, vol. 50, 219 [0104]
- Geigy Pharmaceuticals. Ardsley, 1970, 537 [0104]
- *Pharmacotherapy Handbook*. Appleton and Lange, 2000 [0107] [0120]
- *PDR Pharmacopoeia*. Tarascon Pocket Pharmacopoeia 2000. Tarascon Publishing, 2000 [0107]
- *PDR Pharmacopoeia*. Tarascon Pocket Pharmacopoeia 2000. Tarascon Publishing, 2000 [0120]

## Szabadalmi igénypontok

1. A következők kombinációja:

(a) szelektív szerotonin reuptake inhibitor terápiásan hatásos mennyisége; és

(b) képlet II szerinti vegyület terápiásan hatásos mennyisége:



II

vagy annak gyógyszerészetileg elfogadható sója, ahol:

$R^3$  ki van választva a következők közül:  $-OCH_2D$ ,  $-OCHD_2$ , és  $-OCD_3$ ;

$R^4$  ki van választva a következők közül:  $-CH_3$ ,  $-CH_2D$ ,  $-CHD_2$ , és  $-CD_3$ ;

feltéve hogy ha  $R^3$   $-OCD_3$ , akkor  $R^4$  nem  $-CH_3$ ;

10 felhasználásra pszedobulbáris affektus kezelésére.

2. Az 1. igényponti szerinti kombináció, ahol  $R^4$   $-CH_3$ ,  $-CHD_2$ , vagy  $-CD_3$ .

3. Az 1. igénypont szerinti kombináció, ahol  $R^3$   $-OCD_3$ .

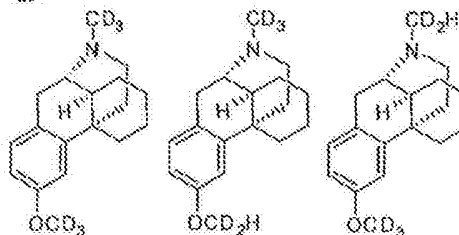
4. Az 1. igénypont szerinti kombináció, ahol a szelektív szerotonin reuptake inhibitor citokróm p450 2D6 enzim inhibitora.

15 5. Az 1-4. igénypontok bármelyike szerinti kombináció felhasználásra, ahol a szelektív szerotonin reuptake inhibitor ki van választva a következőkből álló csoportból: fluoxetin, norfluoxetin, citalopram, dapoxetin, escitalopram, fluvoxamin, paroxetin, és sertralin, vagy annak gyógyszerészetileg elfogadható sója.

20 6. Az 5. igénypont bármelyike szerinti kombináció felhasználásra, ahol a szelektív szerotonin reuptake inhibitor ki van választva a következőkből álló csoportból: citalopram, norfluoxetin, dapoxetin, escitalopram, fluvoxamin, paroxetin, és sertralin, vagy annak gyógyszerészetileg elfogadható sója.

7. A 6. igénypont szerinti kombináció, ahol a szelektív szerotonin reuptake inhibitor paroxetin vagy annak gyógyszerészetileg elfogadható sója.

25 8. Az 1. igénypont szerinti kombináció, ahol a szelektív szerotonin reuptake inhibitor ki van választva a következőkből álló csoportból: citalopram, fluvoxamin, norfluoxetin, fluoxetin, paroxeti és sertralin, és a képlet II szerinti vegyület ki van választva a következőkből álló csoportból:



vagy annak gyógyszerészetileg elfogadható sója.

9. A 8. igénypont szerinti kombináció, ahol a szelektív szerotonin reuptake inhibitor ki van választva a következőkből álló csoportból: citalopram, fluvoxamin, paroxetin és sertralin, vagy annak gyógyszerészetileg elfogadható sója.

10. A 8. vagy 9. igénypont szerinti kombináció felhasználásra, ahol a szelektív szerotonin reuptake inhibitor paroxetine, vagy annak gyógyszerészetileg elfogadható sója.

10

15

20

25

30

35