



US00D342151S

# United States Patent [19]

[11] Patent Number: Des. 342,151

Saito et al.

[45] Date of Patent: \*\* Dec. 14, 1993

[54] SPIKE FOR A SHOE

[75] Inventors: **Kiyohiro Saito; Yoshiyuki Murakami,**  
both of Akashi; **Yasufumi Handa,**  
Kobe, all of Japan

[73] Assignee: **Asics Corporation,** Kobe, Japan

[\*\*] Term: **14 Years**

[21] Appl. No.: **794,155**

[22] Filed: **Nov. 13, 1991**

### [30] Foreign Application Priority Data

May 22, 1991 [JP] Japan ..... 3-15015

[52] U.S. Cl. .... **D2/962**

[58] Field of Search ..... **D2/311, 314, 317;**  
**D30/147-150; 36/59 A, 67 D, 67 R-67 B, 134**

### [56] References Cited

#### U.S. PATENT DOCUMENTS

- D. 257,908 1/1981 Inohara ..... D2/317
- D. 288,262 2/1987 Yokoishi ..... D2/317
- 908,087 12/1908 Galtzsch ..... D30/150 X

### FOREIGN PATENT DOCUMENTS

- 664 of 1884 United Kingdom ..... 36/67 A
- 1437380 5/1976 United Kingdom ..... 36/67 A

*Primary Examiner*—Louis S. Zarfes  
*Attorney, Agent, or Firm*—Nixon & Vanderhye

### [57] CLAIM

The ornamental design for a spike for a shoe, as shown and described.

### DESCRIPTION

FIG. 1 is an illustrative view in a position of use. The broken line showing of the shoe in FIG. 1 is for illustrative purposes only and forms no part of the claimed design;

FIG. 2 is a front elevational view thereof;

FIG. 3 is a rear elevational view thereof;

FIG. 4 is a top plan view thereof;

FIG. 5 is a bottom plan view thereof;

FIG. 6 is a left side elevational view thereof;

FIG. 7 is a right side elevational view thereof; and,

FIG. 8 is a perspective view thereof.

The article of the present design is a spike for a shoe which is attached to the shoe sole.

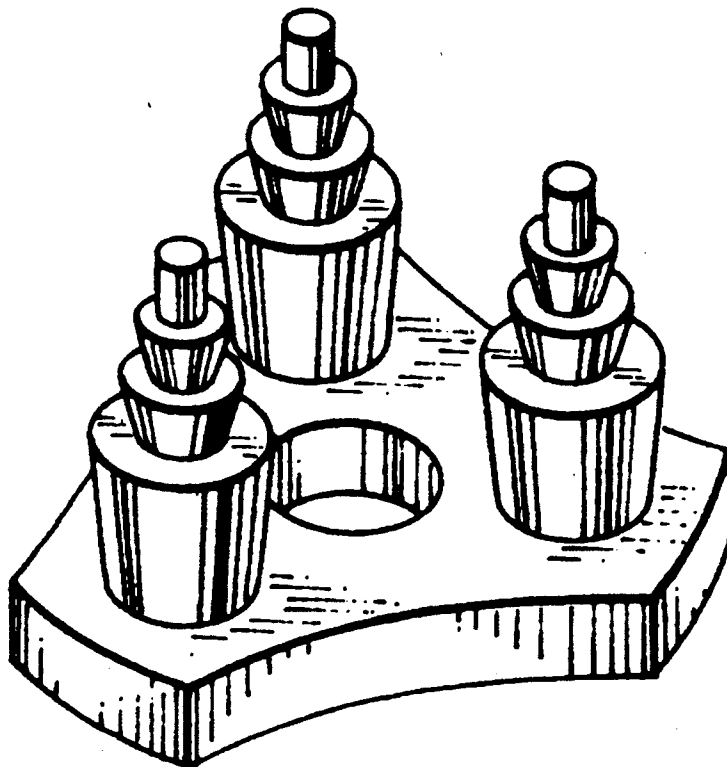
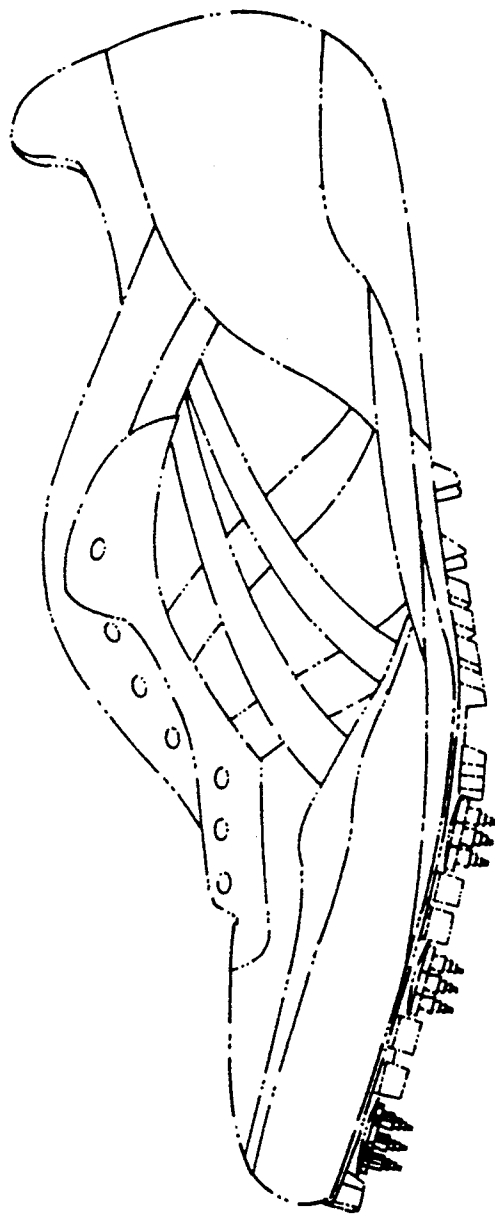




Fig. 1



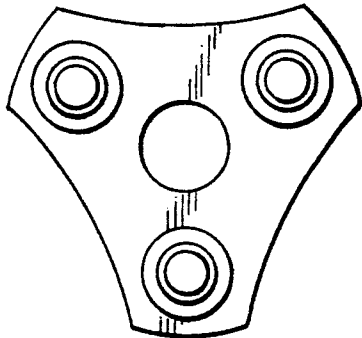
*Fig. 2*



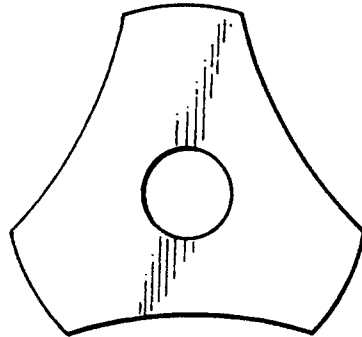
*Fig. 3*




*Fig. 4*




*Fig. 5*



*Fig. 6*



*Fig. 7*



*Fig. 8*

