



US00D736468S

(12) **United States Design Patent**
Goswell

(10) **Patent No.:** **US D736,468 S**

(45) **Date of Patent:** **** Aug. 11, 2015**

(54) **HINGED COSMETIC RECEPTACLE**

(71) Applicant: **HCT Group Holdings Limited**, Santa Monica, CA (US)

(72) Inventor: **Rebecca Louise Goswell**, Richmond (GB)

(73) Assignee: **HCT Group Holdings Limited**, Santa Monica, CA (US)

(**) Term: **14 Years**

(21) Appl. No.: **29/457,552**

(22) Filed: **Jun. 11, 2013**

(51) **LOC (10) Cl.** **28-03**

(52) **U.S. Cl.**

USPC **D28/83**

(58) **Field of Classification Search**

USPC D28/64.1-64.7, 76-84; 206/581, 823; 132/286-318; D9/503-505, 421, 428, D9/447; D3/901

CPC A45D 33/006; A45D 33/003; A45D 3/04-33/16; A45D 33/025; A45D 33/02; A45D 33/20; A45D 3/22; A45D 33/24; A45D 33/26; A45D 3/28; A45D 33/18; A45D 40/22; A45D 40/222; A45D 40/24; A45D 42/02

See application file for complete search history.

(56) **References Cited**

U.S. PATENT DOCUMENTS

D401,017 S *	11/1998	Thorpe	D28/78
D439,376 S *	3/2001	Lerolle	D28/82
D462,809 S *	9/2002	LaSpina et al.	D28/78
D468,058 S *	12/2002	Thorpe	D28/82

D478,689 S *	8/2003	Thorpe	D28/83
D479,016 S *	8/2003	Sgariboldi	D28/78
D498,024 S *	11/2004	Leppla et al.	D28/82
6,923,589 B2	8/2005	Blackwell	
D554,292 S *	10/2007	Thorpe	D28/82
D576,770 S *	9/2008	Mascotte et al.	D28/83
D581,597 S *	11/2008	Martinez	D28/82
D626,289 S *	10/2010	Lee	D28/82
D642,333 S *	7/2011	Praster	D28/82
D655,046 S *	2/2012	Nakamura	D28/83
2004/0200755 A1	10/2004	Gueret	
2007/0029226 A1*	2/2007	Yuhara et al.	206/581
2010/0008074 A1	1/2010	Kang	
2012/0282008 A1	11/2012	Geuther et al.	
2013/0121748 A1	5/2013	Ramirez	

* cited by examiner

Primary Examiner — Jennifer Rivard

(74) *Attorney, Agent, or Firm* — Lee & Hayes, PLLC

(57) **CLAIM**

The ornamental design for a hinged cosmetic receptacle, as shown and described.

DESCRIPTION

FIG. 1 is a perspective view of a hinged cosmetic receptacle; FIG. 2 is a front elevation view of the hinged cosmetic receptacle of FIG. 1;

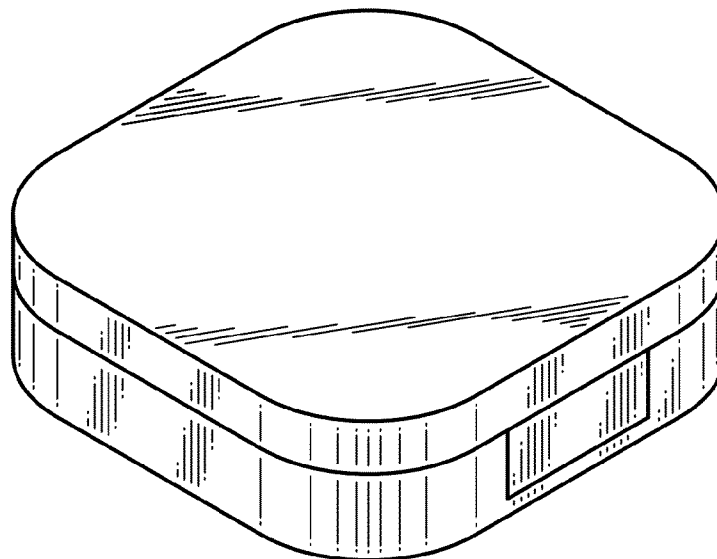
FIG. 3 is a back elevation view of the hinged cosmetic receptacle of FIG. 1;

FIG. 4 is a left-side elevation view of the hinged cosmetic receptacle of FIG. 1, the right-side elevation view being a mirror image of the left-side elevation view;

FIG. 5 is a top plan view of the hinged cosmetic receptacle of FIG. 1; and,

FIG. 6 is a bottom plan view of the hinged cosmetic receptacle of FIG. 1.

1 Claim, 2 Drawing Sheets



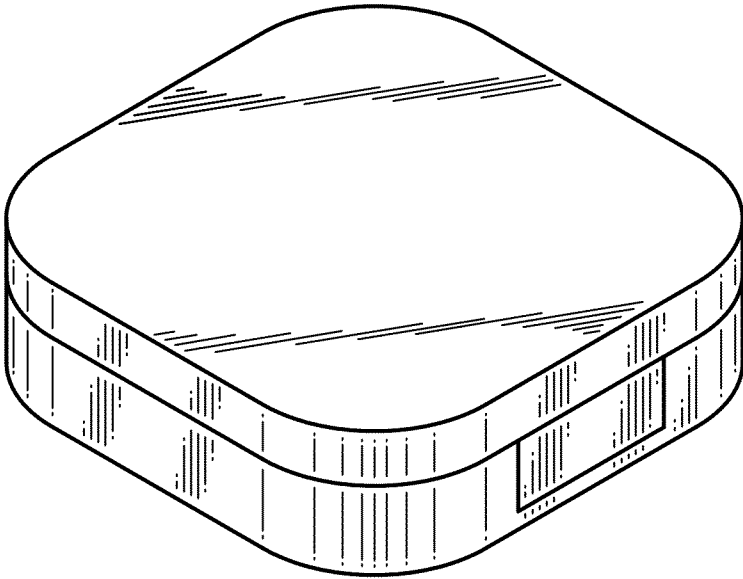


FIG. 1

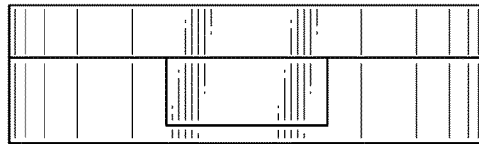


FIG. 2

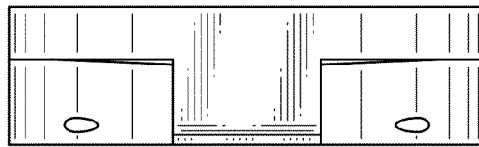


FIG. 3

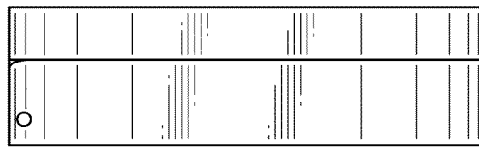


FIG. 4




FIG. 5

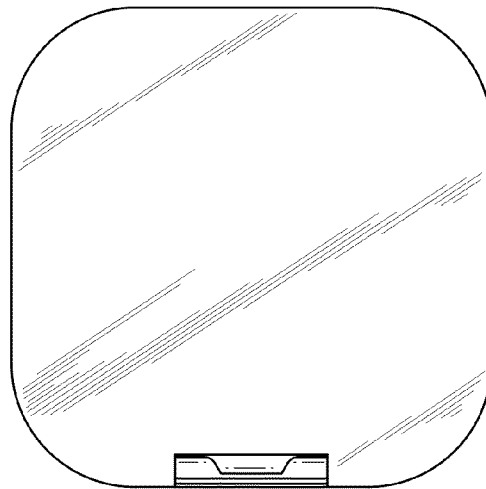


FIG. 6