

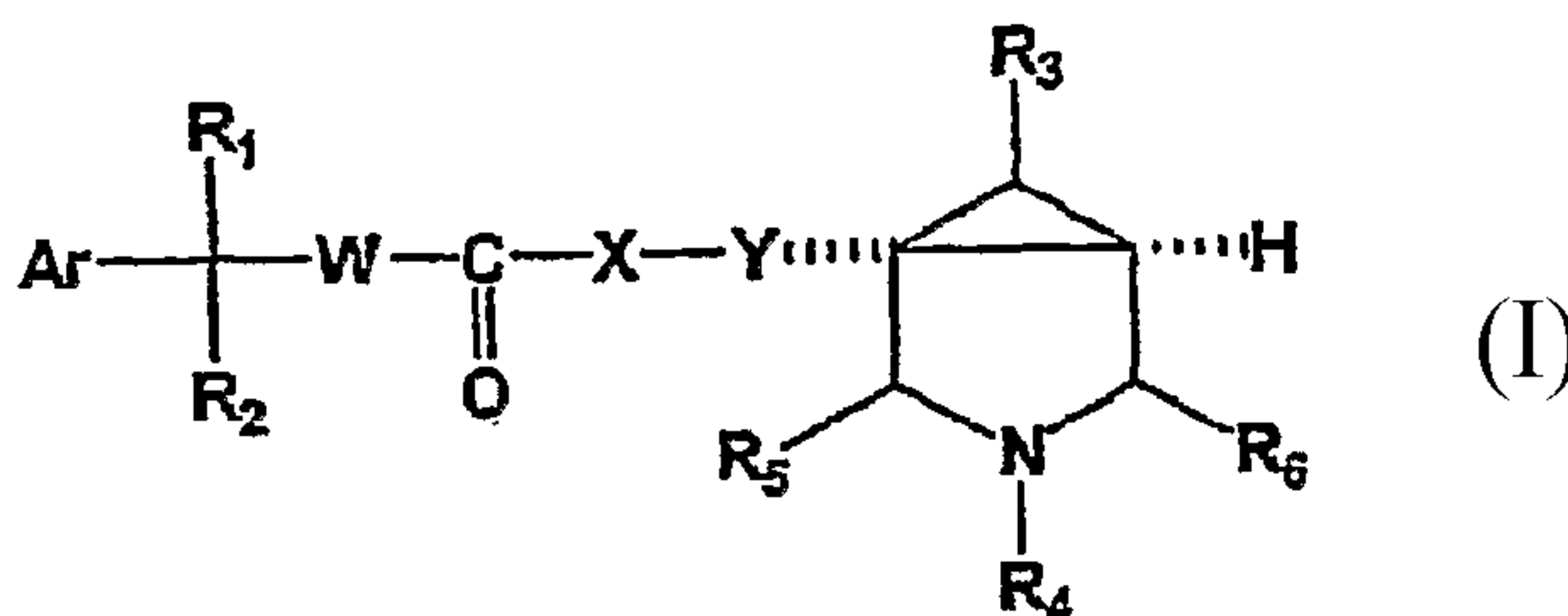


(86) Date de dépôt PCT/PCT Filing Date: 2003/04/10  
 (87) Date publication PCT/PCT Publication Date: 2004/10/21  
 (85) Entrée phase nationale/National Entry: 2005/10/07  
 (86) N° demande PCT/PCT Application No.: IB 2003/001333  
 (87) N° publication PCT/PCT Publication No.: 2004/089363

(51) Cl.Int.<sup>7</sup>/Int.Cl.<sup>7</sup> A61K 31/403, A61P 13/00, A61P 11/00,  
A61P 1/00, C07D 209/52  
 (71) Demandeur/Applicant:  
RANBAXY LABORATORIES LIMITED, IN  
 (72) Inventeurs/Inventors:  
MEHTA, ANITA, US;  
SILAMKOTI, ARUNDUTT VISWANATHAM, IN;  
GUPTA, JANG BAHADUR, DE  
 (74) Agent: RIDOUT & MAYBEE LLP

(54) Titre : DERIVES D'AZABICYCLO HEXANES SUBSTITUES EN TANT QU'ANTAGONISTES DES RECEPTEURS MUSCARINIQUES

(54) Title: SUBSTITUTED AZABICYCLO HEXANE DERIVATIVES AS MUSCARINIC RECEPTOR ANTAGONISTS



(57) Abrégé/Abstract:

This invention generally relates to derivatives of substituted azabicyclo hexanes of formula I. The compounds of this invention can function as muscarinic receptor antagonists, and can be used for the treatment of various diseases of the respiratory, urinary and gastrointestinal systems mediated through muscarinic receptors. The invention also relates to a process for the preparation of the compounds of the present invention, pharmaceutical compositions containing the compounds of the present invention and the methods of treating the diseases mediated through muscarinic receptors.

(12) INTERNATIONAL APPLICATION PUBLISHED UNDER THE PATENT COOPERATION TREATY (PCT)

(19) World Intellectual Property  
Organization  
International Bureau



(43) International Publication Date  
21 October 2004 (21.10.2004)

PCT

(10) International Publication Number  
**WO 2004/089363 A1**

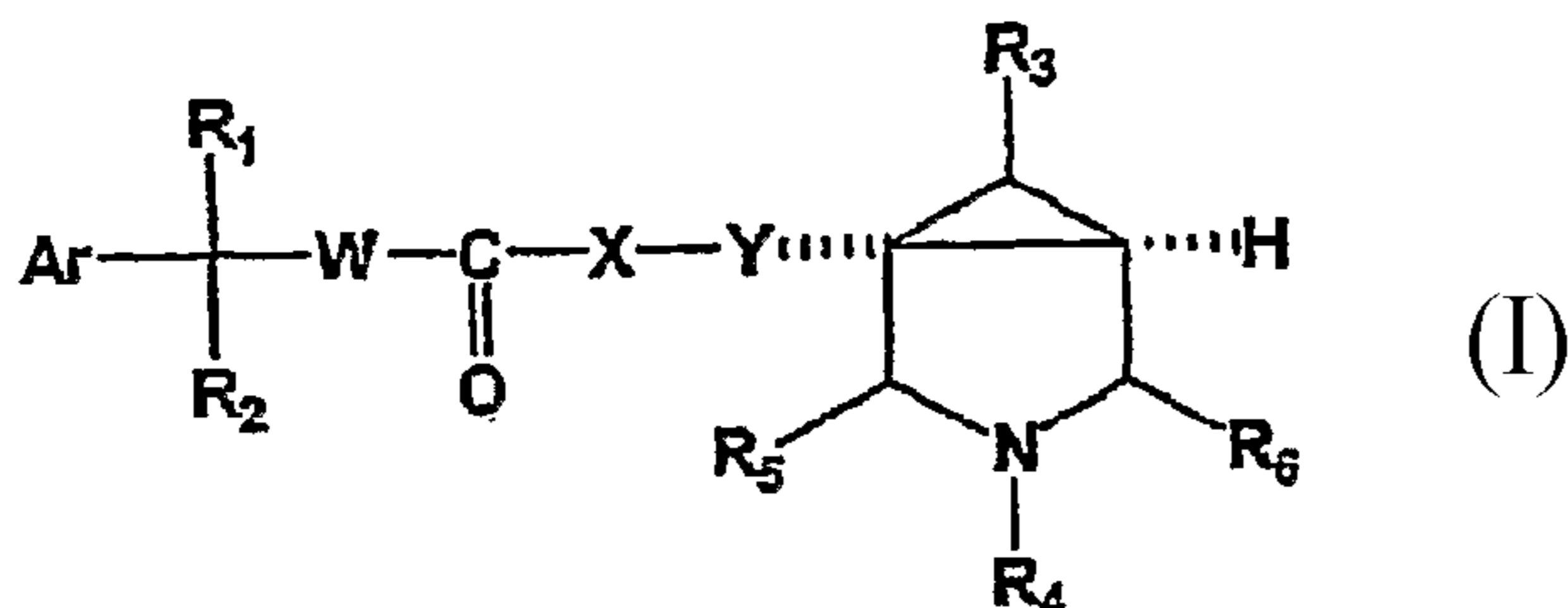
- (51) International Patent Classification<sup>7</sup>: **A61K 31/403**, C07D 209/52, A61P 1/00, 11/00, 13/00
- (21) International Application Number: PCT/IB2003/001333
- (22) International Filing Date: 10 April 2003 (10.04.2003)
- (25) Filing Language: English
- (26) Publication Language: English
- (71) Applicants (for all designated States except US): **RANBAXY LABORATORIES LIMITED** [IN/IN]; 19, Nehru Place, 110 019 New Delhi, Delhi (IN). **GUPTA, Jang, Bahadur** [IN/JP]; The Entente 803, 5-15 Koyochō Naka, Higashinada-Ku, Kobe, 6580032 (JP).
- (72) Inventors; and
- (75) Inventors/Applicants (for US only): **MEHTA, Anita** [IN/US]; 756 Old Checker Road, Buffalo Grove, IL 60089 (US). **SILAMKOTI, Arundutt, Viswanatham** [IN/IN]; 97, Doveton Road, Bolarium, 500010 Secunderabad (IN).
- (74) Common Representative: **RANBAXY LABORATORIES LIMITED**; c/o DESHMUKH, Jay R., 600 College Road East, Suite 2100, Princeton, NJ 08540 (US).
- (81) Designated States (national): AE, AG, AL, AM, AT, AU, AZ, BA, BB, BG, BR, BY, BZ, CA, CH, CN, CO, CR, CU, CZ, DE, DK, DM, DZ, EC, EE, ES, FI, GB, GD, GE, GH, GM, HR, HU, ID, IL, IN, IS, JP, KE, KG, KP, KR, KZ, LC, LK, LR, LS, LT, LU, LV, MA, MD, MG, MK, MN, MW, MX, MZ, NI, NO, NZ, OM, PH, PL, PT, RO, RU, SC, SD, SE, SG, SK, SL, TJ, TM, TN, TR, TT, TZ, UA, UG, US, UZ, VC, VN, YU, ZA, ZM, ZW.
- (84) Designated States (regional): ARIPO patent (GH, GM, KE, LS, MW, MZ, SD, SL, SZ, TZ, UG, ZM, ZW), Eurasian patent (AM, AZ, BY, KG, KZ, MD, RU, TJ, TM), European patent (AT, BE, BG, CH, CY, CZ, DE, DK, EE, ES, FI, FR, GB, GR, HU, IE, IT, LU, MC, NL, PT, RO, SE, SI, SK, TR), OAPI patent (BF, BJ, CF, CG, CI, CM, GA, GN, GQ, GW, ML, MR, NE, SN, TD, TG).

**Published:**

— with international search report

For two-letter codes and other abbreviations, refer to the "Guidance Notes on Codes and Abbreviations" appearing at the beginning of each regular issue of the PCT Gazette.

(54) Title: SUBSTITUTED AZABICYCLO HEXANE DERIVATIVES AS MUSCARINIC RECEPTOR ANTAGONISTS



(57) Abstract: This invention generally relates to derivatives of substituted azabicyclo hexanes of formula I. The compounds of this invention can function as muscarinic receptor antagonists, and can be used for the treatment of various diseases of the respiratory, urinary and gastrointestinal systems mediated through muscarinic receptors. The invention also relates to a process for the preparation of the compounds of the present invention, pharmaceutical compositions containing the compounds of the present invention and the methods of treating the

diseases mediated through muscarinic receptors.

WO 2004/089363 A1

## SUBSTITUTED AZABICYCLO HEXANE DERIVATIVES AS MUSCARINIC RECEPTOR ANTAGONISTS

### FIELD OF THE INVENTION

5 This invention generally relates to derivatives of substituted azabicyclo hexanes.

The compounds of this invention can function as muscarinic receptor antagonists, and can be used for the treatment of various diseases of the respiratory, urinary and gastrointestinal systems mediated through muscarinic receptors.

10 The invention also relates to a process for the preparation of the compounds of the present invention, pharmaceutical compositions containing the compounds of the present invention and the methods of treating the diseases mediated through muscarinic receptors.

### BACKGROUND OF THE INVENTION

Muscarinic receptors as members of the G Protein Coupled Receptors (GPCRs) are composed of a family of 5 receptor sub-types ( $M_1$ ,  $M_2$ ,  $M_3$ ,  $M_4$  and  $M_5$ ) and are activated  
15 by the neurotransmitter acetylcholine. These receptors are widely distributed on multiple organs and tissues and are critical to the maintenance of central and peripheral cholinergic neurotransmission. The regional distribution of these receptor sub-types in the brain and other organs has been documented. For example, the  $M_1$  subtype is located primarily in neuronal tissues such as cerebral cortex and autonomic ganglia, the  $M_2$  subtype is present  
20 mainly in the heart where it mediates cholinergically induced bradycardia, and the  $M_3$  subtype is located predominantly on smooth muscle and salivary glands (Nature, 1986; 323: 411; Science, 1987; 237: 527).

A review in Current Opinions in Chemical Biology, 1999; 3: 426, as well as in Trends in Pharmacological Sciences, 2001; 22: 409 by Eglen et. al., describe the biological  
25 potentials of modulating muscarinic receptor subtypes by ligands in different disease conditions like Alzheimer's disease, pain, urinary disease condition, chronic obstructive pulmonary disease etc.

A review in J. Med. Chem., 2000; 43: 4333 by Christian C. Felder et. al. describes therapeutic opportunities for muscarinic receptors in the central nervous system and



elaborates on muscarinic receptor structure and function, pharmacology and their therapeutic uses.

The pharmacological and medical aspects of the muscarinic class of acetylcholine agonists and antagonists are presented in a review in Molecules, 2001, 6: 142.

5 N.J.M. Birdsall et. al. in Trends in Pharmacological Sciences, 2001; 22: 215 have also summarized the recent developments on the role of different muscarinic receptor subtypes using different muscarinic receptors of knock out mice.

Muscarinic agonists such as muscarine and pilocarpine and antagonists such as atropine have been known for over a century, but little progress has been made in the  
10 discovery of receptor subtype-selective compounds making it difficult to assign specific functions to the individual receptors. Although classical muscarinic antagonists such as atropine are potent bronchodilators, their clinical utility is limited due to high incidence of both peripheral and central adverse effects such as tachycardia, blurred vision, dryness of  
15 mouth, constipation, dementia, etc. Subsequent development of the quarterly derivatives of atropine such as ipratropium bromide are better tolerated than parenterally administered options but most of them are not ideal anti-cholinergic bronchodilators due to lack of selectivity for muscarinic receptor sub-types. The existing compounds offer limited therapeutic benefit due to their lack of selectivity resulting in dose limiting side-effects such as thirst, nausea, mydriasis and those associated with the heart such as tachycardia  
20 mediated by the M<sub>2</sub> receptor.

Annual review of Pharmacological Toxicol., 2001; 41: 691, describes the pharmacology of the lower urinary tract infections. Although anti muscarinic agents such as oxybutynin and tolterodine that act non-selectively on muscarinic receptors have been used for many years to treat bladder hyperactivity, the clinical effectiveness of these  
25 agents has been limited due to the side effects such as dry mouth, blurred vision and constipation. Tolterodine is considered to be generally better tolerated than oxybutynin. (W.D.Steers et. al. in Curr. Opin. Invest. Drugs, 2: 268, C.R. Chapple et. al. in Urology, 55: 33), Steers WD, Barrot DM, Wein AJ, 1996, Voiding dysfunction: diagnosis classification and management. In "Adult and Pediatric Urology," ed. JY Gillenwatter, JT  
30 Grayhack, SS Howards, JW Duckett, pp 1220-1325, St. Louis, MO; Mosby. 3<sup>rd</sup> edition.)

Despite these advances, there remains a need for development of new highly selective muscarinic antagonists which can interact with distinct subtypes, thus avoiding the occurrence of adverse effects.

Compounds having antagonistic activity against muscarinic receptors have been described in Japanese patent application Laid Open Number 92921/1994 and 135958/1994; WO 93/16048; U.S. Patent No. 3,176,019; GB 940,540; EP 0325 571; WO 98/29402; EP 0801067; EP 0388054; WO 9109013; U.S. Patent No. 5,281,601. U.S. Patent Nos. 6,174,900, 6,130,232 and 5,948,792; WO 97/45414 are related to 1,4-disubstituted piperidine derivatives; WO 98/05641 describes fluorinated, 1,4-disubstituted piperidine derivatives; WO 93/16018 and WO96/33973 are other close art references.

A report in *J. Med. Chem.*, 2002; 44:984, describes cyclohexylmethyl piperidinyl triphenylpropioamide derivatives as selective M<sub>3</sub> antagonist discriminating against the other receptor subtypes.

15

### SUMMARY OF THE INVENTION

The present invention provides substituted azabicyclo hexanes as muscarinic receptor antagonists and are useful as safe and effective therapeutic or prophylactic agents for the treatment of various diseases of the respiratory, urinary and gastrointestinal systems, and process for synthesis of these compounds.

20

The invention also provides pharmaceutical compositions containing the compounds, and which may also contain pharmaceutically acceptable carriers, excipients or diluents which are useful for the treatment of various diseases of the respiratory, urinary and gastrointestinal systems.

25

The invention also includes the enantiomers, diastereomers, N-oxides, polymorphs, pharmaceutically acceptable salts and pharmaceutically acceptable solvates, esters and metabolites of these compounds having the same type of activity.

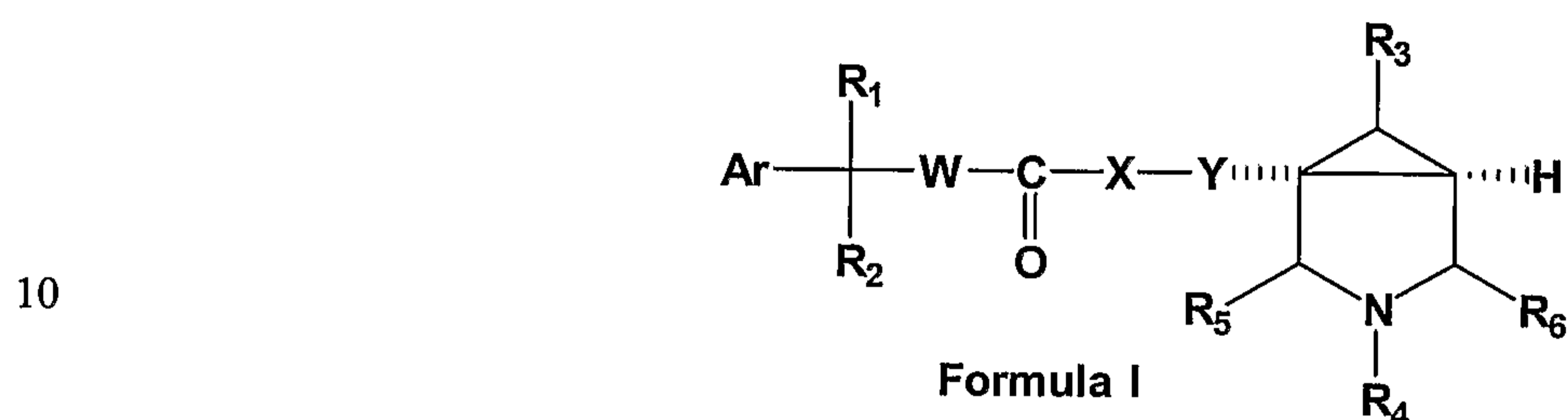
The invention further includes pharmaceutical compositions comprising the compounds of the present invention, their metabolites, esters, enantiomers, diastereomers, N-oxides, polymorphs, or pharmaceutically acceptable salts or pharmaceutically



acceptable solvates, in combination with a pharmaceutically acceptable carrier and optionally included excipients.

Other advantages of the invention will be set forth in the description which follows, and in part will be apparent from the description or may be learnt by the practice  
5 of the invention.

In accordance with one aspect of the present invention, there are provided compounds having the structure of Formula I:



and their pharmaceutically acceptable salts, pharmaceutically acceptable solvates, esters, enantiomers, diastereomers, N-oxides, polymorphs, or metabolites, wherein

Ar represents an aryl or a heteroaryl ring having 1-2 hetero atoms selected from the group  
15 consisting of oxygen, sulphur and nitrogen atoms, the aryl or heteroaryl rings may be unsubstituted or substituted by one to three substituents independently selected from lower alkyl (C<sub>1</sub>-C<sub>4</sub>), lower perhaloalkyl (C<sub>1</sub>-C<sub>4</sub>), cyano, hydroxy, nitro, halogen (e.g. F, Cl, Br, I), lower alkoxy (C<sub>1</sub>-C<sub>4</sub>), lower perhaloalkoxy (C<sub>1</sub>-C<sub>4</sub>), unsubstituted amino, N-lower alkylamino (C<sub>1</sub>-C<sub>4</sub>) or N-lower alkylamino carbonyl (C<sub>1</sub>-C<sub>4</sub>);

20 R<sub>1</sub> represents a hydrogen, hydroxy, hydroxymethyl, amino, alkoxy, carbamoyl or halogen (e.g. fluorine, chlorine, bromine and iodine);

R<sub>2</sub> represents hydrogen, alkyl, C<sub>3</sub>-C<sub>7</sub> cycloalkyl ring, a C<sub>3</sub>-C<sub>7</sub> cycloalkenyl ring, an aryl or a heteroaryl ring having 1-2 hetero atoms selected from the group consisting of oxygen, sulphur and nitrogen atoms, the aryl or heteroaryl ring may be unsubstituted or substituted  
25 by one to three substituents independently selected from lower alkyl (C<sub>1</sub>-C<sub>4</sub>), cyano, hydroxy, nitro, lower alkoxy, lower alkoxy carbonyl, halogen, lower alkoxy (C<sub>1</sub>-C<sub>4</sub>), lower perhaloalkoxy (C<sub>1</sub>-C<sub>4</sub>), unsubstituted amino, N-lower alkylamino (C<sub>1</sub>-C<sub>4</sub>), N-lower alkyl amino carbonyl (C<sub>1</sub>-C<sub>4</sub>);

W represents  $(\text{CH}_2)_p$ , where p represents 0 to 1;

X represents an oxygen, sulphur, -NR or no atom, wherein R represents H or alkyl;

Y represents  $(\text{CH}_2)_q$  wherein q represents 0 to 1;

R<sub>3</sub>, R<sub>5</sub> and R<sub>6</sub> are independently selected from H, lower alkyl, COOH, CONH<sub>2</sub>, NH<sub>2</sub>,  
5 CH<sub>2</sub>NH<sub>2</sub>; and

R<sub>4</sub> represents hydrogen, C<sub>1</sub>-C<sub>15</sub> saturated or unsaturated aliphatic hydrocarbon (straight  
chain or branched) in which any 1 to 6 hydrogen atoms may be substituted with the group  
independently selected from halogen, arylalkyl, arylalkenyl, heteroarylalkyl or  
heteroarylalkenyl, having 1-2 hetero atoms selected from the group consisting of nitrogen,  
10 oxygen and sulphur atoms with an option that any 1 to 3 hydrogen atoms on an aryl or  
heteroaryl ring in said arylalkyl, arylalkenyl, heteroarylalkyl, heteroarylalkenyl group may  
be substituted with lower alkyl (C<sub>1</sub>-C<sub>4</sub>), lower perhaloalkyl (C<sub>1</sub>-C<sub>4</sub>), cyano, hydroxy, nitro,  
lower alkoxy, lower alkoxy carbonyl, halogen, lower alkoxy (C<sub>1</sub>-C<sub>4</sub>), lower perhalo alkoxy (C<sub>1</sub>-C<sub>4</sub>),  
15 unsubstituted amino, N-lower alkylamino (C<sub>1</sub>-C<sub>4</sub>), or N-lower alkylamino carbonyl (C<sub>1</sub>-  
C<sub>4</sub>).

In accordance with a second aspect of the present invention, there is provided a  
method for treatment or prophylaxis of an animal or a human suffering from a disease or  
disorder of the respiratory, urinary and gastrointestinal systems, wherein the disease or  
disorder is mediated through muscarinic receptors.

20 In accordance with a third aspect of the present invention, there is provided a  
method for treatment or prophylaxis of an animal or a human suffering from a disease or  
disorder associated with muscarinic receptors, comprising administering to a patient in  
need thereof, an effective amount of muscarinic receptor antagonist compound as  
described above.

25 In accordance with a fourth aspect of the present invention, there is provided a  
method for treatment or prophylaxis of an animal or a human suffering from a disease or  
disorder of the urinary system which induce urinary disorders such as urinary  
incontinence, lower urinary tract symptoms (LUTS), etc.; respiratory system such as  
bronchial asthma, chronic obstructive pulmonary disorders (COPD), pulmonary fibrosis,



etc.; and gastrointestinal system such as irritable bowel syndrome, obesity, diabetes and gastrointestinal hyperkinesis with compounds as described above, wherein the disease or disorder is associated with muscarinic receptors, comprising administering to a patient in need thereof, an effective amount of compounds as described above.

5 In accordance with a fifth aspect of the present invention, there is provided a process for preparing the compounds as described above.

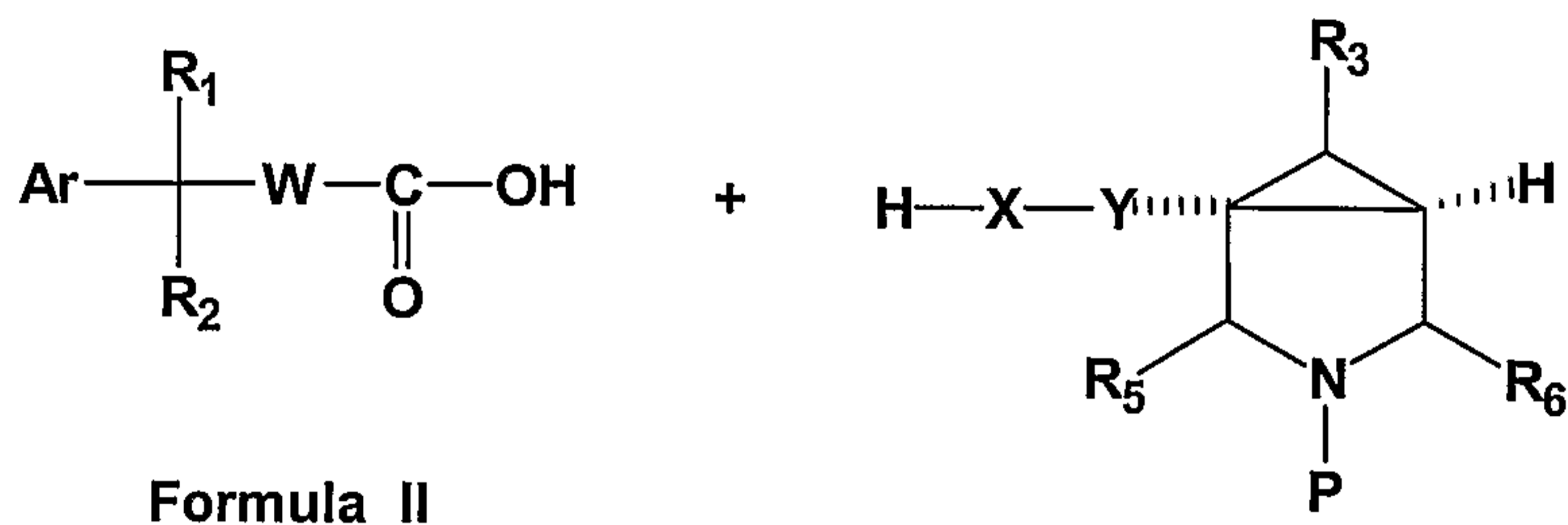
The compounds of the present invention exhibit significant potency in terms of their activity, which was determined by *in vitro* receptor binding and functional assays. Some of the compounds of the present invention were found to be potent muscarinic  
10 receptor antagonists with high affinity towards M<sub>3</sub> receptors. Therefore, the present invention provides pharmaceutical compositions for treatment of diseases or disorders associated with muscarinic receptors. Compounds and compositions described herein can be administered orally or parenterally.

#### DETAILED DESCRIPTION OF THE INVENTION

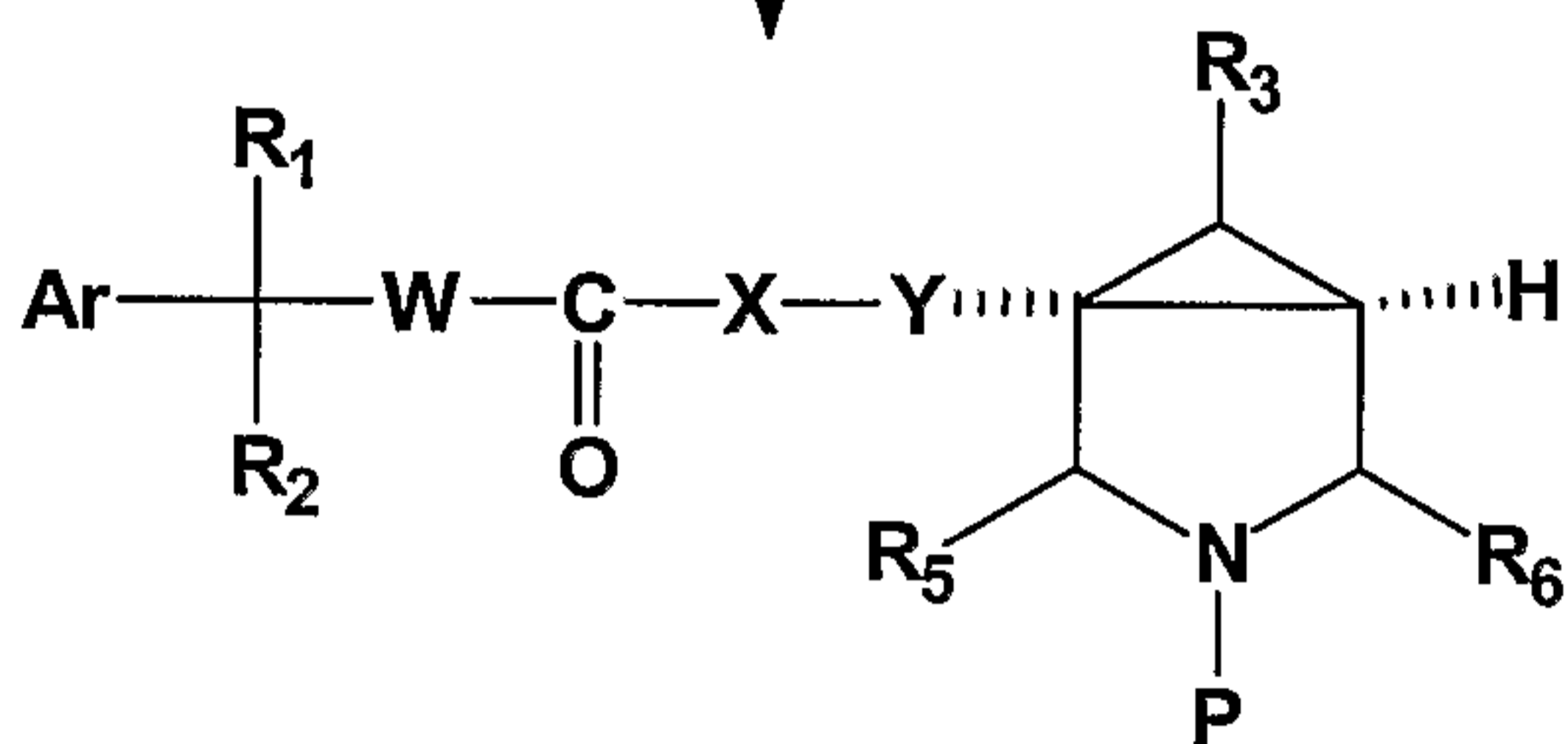
15 The compounds described herein may be prepared by the techniques well known in the art and familiar to the average synthetic organic chemist. In addition, the compounds described herein may be prepared by the following reaction sequences.



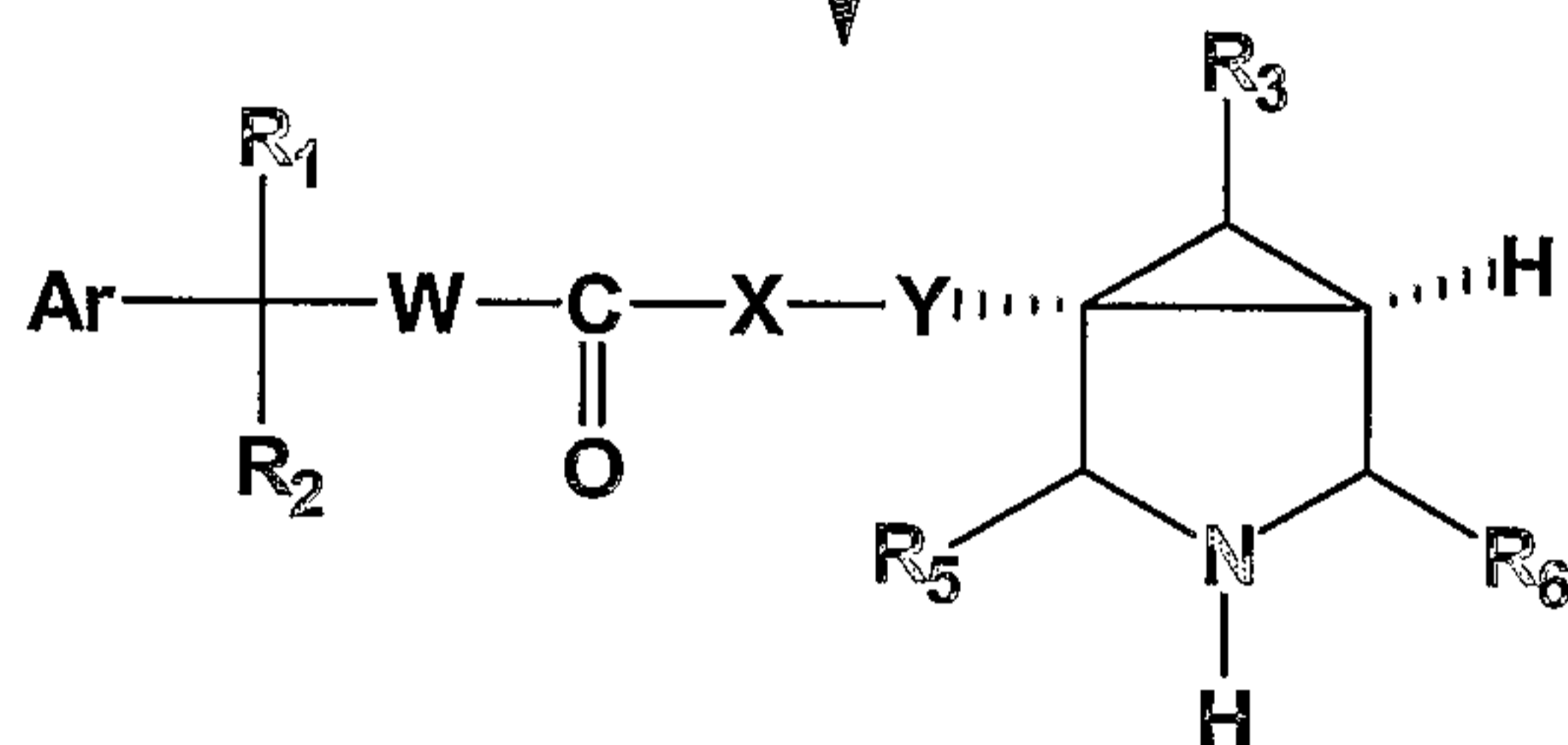
## Scheme I



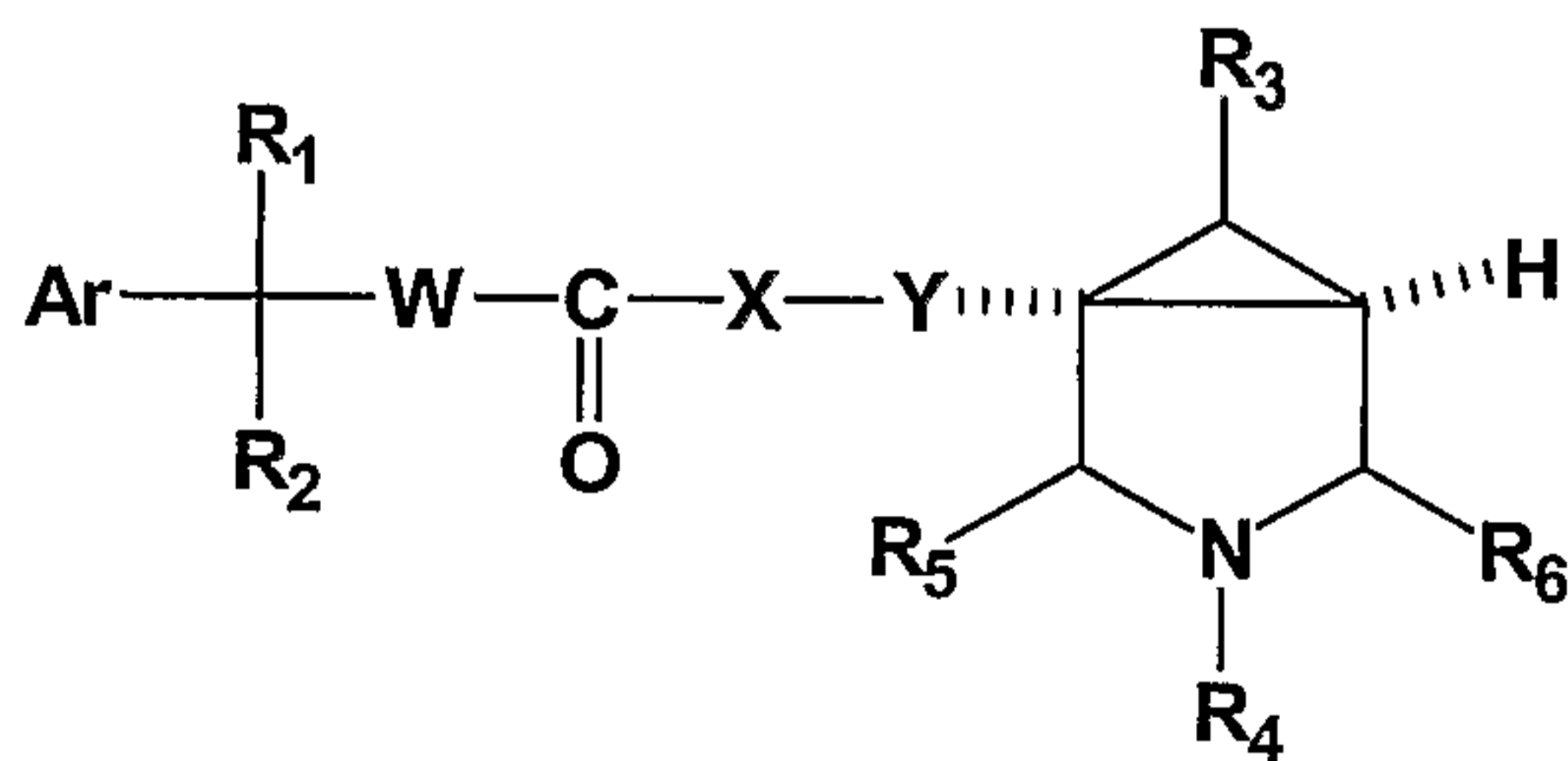
Condensing agent



Deprotection



L-R<sub>4</sub> N-alkylation/benzylation



The compounds of Formula I of the present invention may be prepared by the reaction sequence as shown in Scheme I. The preparation comprises condensing a compound of Formula II with the compound of Formula III wherein

Ar represents an aryl or a heteroaryl ring having 1-2 hetero atoms selected from the group consisting of oxygen, sulphur and nitrogen atoms, the aryl or heteroaryl rings may be unsubstituted or substituted by one to three substituents independently selected from lower alkyl (C<sub>1</sub>-C<sub>4</sub>), lower perhaloalkyl (C<sub>1</sub>-C<sub>4</sub>), cyano, hydroxy, nitro, halogen (e.g. F, Cl, Br, I), lower alkoxy (C<sub>1</sub>-C<sub>4</sub>), lower perhaloalkoxy (C<sub>1</sub>-C<sub>4</sub>), unsubstituted amino, N-lower alkylamino (C<sub>1</sub>-C<sub>4</sub>) or N-lower alkylamino carbonyl (C<sub>1</sub>-C<sub>4</sub>);

R<sub>1</sub> represents a hydrogen, hydroxy, hydroxymethyl, amino, alkoxy, carbamoyl or halogen (e.g. fluorine, chlorine, bromine and iodine);

R<sub>2</sub> represents hydrogen, alkyl, C<sub>3</sub>-C<sub>7</sub> cycloalkyl ring, a C<sub>3</sub>-C<sub>7</sub> cycloalkenyl ring, an aryl or a heteroaryl ring having 1-2 hetero atoms selected from the group consisting of oxygen, sulphur and nitrogen atoms, the aryl or a heteroaryl ring may be unsubstituted or substituted by one to three substituents independently selected from lower alkyl (C<sub>1</sub>-C<sub>4</sub>), cyano, hydroxy, nitro, lower alkoxy carbonyl, halogen, lower alkoxy (C<sub>1</sub>-C<sub>4</sub>), lower perhaloalkoxy (C<sub>1</sub>-C<sub>4</sub>), unsubstituted amino, N-lower alkylamino (C<sub>1</sub>-C<sub>4</sub>), N-lower alkyl amino carbonyl (C<sub>1</sub>-C<sub>4</sub>);

W represents (CH<sub>2</sub>)<sub>p</sub>, where p represents 0 to 1;

X represents an oxygen, sulphur, -NR or no atom, wherein R represents H or alkyl;

Y represents (CH<sub>2</sub>)<sub>q</sub> wherein q represents 0 to 1;

R<sub>3</sub>, R<sub>5</sub> and R<sub>6</sub> are independently selected from H, lower alkyl, COOH, CONH<sub>2</sub>, NH<sub>2</sub>, CH<sub>2</sub>NH<sub>2</sub>;

R<sub>4</sub> represents hydrogen, C<sub>1</sub>-C<sub>15</sub> saturated or unsaturated aliphatic hydrocarbon (straight chain or branched) in which any 1 to 6 hydrogen atoms may be substituted with the group independently selected from halogen, arylalkyl, arylalkenyl, heteroarylalkyl or heteroarylalkenyl, having 1-2 hetero atoms selected from the group consisting of nitrogen, oxygen and sulphur atoms with an option that any 1 to 3 hydrogen atoms on an aryl or heteroaryl ring in said arylalkyl, arylalkenyl, heteroarylalkyl, heteroarylalkenyl group may



be substituted with lower alkyl (C<sub>1</sub>-C<sub>4</sub>), lower perhaloalkyl (C<sub>1</sub>-C<sub>4</sub>), cyano, hydroxy, nitro, lower alkoxy, carbonyl, halogen, lower alkoxy (C<sub>1</sub>-C<sub>4</sub>), lower perhalo alkoxy (C<sub>1</sub>-C<sub>4</sub>), unsubstituted amino, N-lower alkylamino (C<sub>1</sub>-C<sub>4</sub>), N-lower alkylamino carbonyl (C<sub>1</sub>-C<sub>4</sub>); and P is any group which can be used to protect an amino group, for example, benzyl, t-butyl, 5 butyloxy carbonyl in the presence of a condensing agent to give a protected compound of Formula IV, which on deprotection through reaction with a deprotecting agent in an organic solvent gives an unprotected compound of Formula V which is finally N-alkylated or benzylated with a suitable alkylating or benzylating agent L-R<sub>4</sub> to give compounds of Formula I wherein L is any leaving group and R<sub>4</sub> is as defined above.

10 The reaction of the compound of Formula II with a compound of Formula III to give compounds of Formula IV can be carried out in the presence of a condensing agent, for example 1-(3-dimethylamino propyl)-3-ethyl carbodiimide hydrochloride (EDC) and 1,8-diazabicyclo [5.4.0]undec-7-ene (DBU).

The reaction of the compound of Formula II with a compound of Formula III to 15 give compounds of Formula IV can be carried out in a suitable solvent, for example N,N-dimethylformamide, dimethylsulfoxide, toluene and xylene at a temperature ranging from about 0° to about 140°C.

The deprotection of the compound of Formula IV to give compounds of Formula V can be carried out with a deprotecting agent, for example palladium on carbon, 20 trifluoroacetic acid (TFA) and hydrochloric acid.

The deprotection of the compound of Formula IV to give compounds of Formula V can be carried out in a suitable organic solvent, for example methanol, ethanol, tetrahydrofuran and acetonitrile at a suitable temperature ranging from about 10°C to about 50°C.

25 The N-alkylation or benzylation of the compound of Formula V to give compounds of Formula I can be carried out with a suitable alkylating or benzylating agent, L-R<sub>4</sub> wherein L is any leaving group, known in the art, for example halogen, O-methyl and O-tosyl group.

The N-alkylation or benzylation of the compound of Formula V to give 30 compounds of Formula I can be carried out in a suitable organic solvent such as N,N-

dimethylformamide, dimethyl sulfoxide, tetrahydrofuran and acetonitrile, at a suitable temperature ranging from about 25°C to about 100°C.

In the above scheme, where specific bases, condensing agents, protecting groups, deprotecting agents, N-alkylating/benzylating agents, solvents, catalysts etc. are mentioned, it is to be understood that other bases, condensing agents, protecting groups, deprotecting agents, N-alkylating/benzylating agents, solvents, catalysts etc. known to those skilled in the art may be used. Similarly, the reaction temperature and duration may be adjusted according to the desired needs.

Suitable salts of compound represented by the Formula I were prepared so as to solubilise the compound in aqueous medium for biological evaluations. Examples of such salts are pharmacologically acceptable salts such as inorganic acid salts (e.g. hydrochloride, hydrobromide, sulphate, nitrate and phosphate), organic acid salts (e.g. acetate, tartrate, citrate, fumarate, maleate, toluenesulphonate and methanesulphonate). When carboxyl group is included in the Formula I as a substituent, it may be an alkali metal salt (e.g. sodium, potassium, calcium, magnesium and the like). These salts may be prepared by the usual prior art techniques, such as treating the compound with equivalent amount of inorganic or organic acid or base in a suitable solvent.

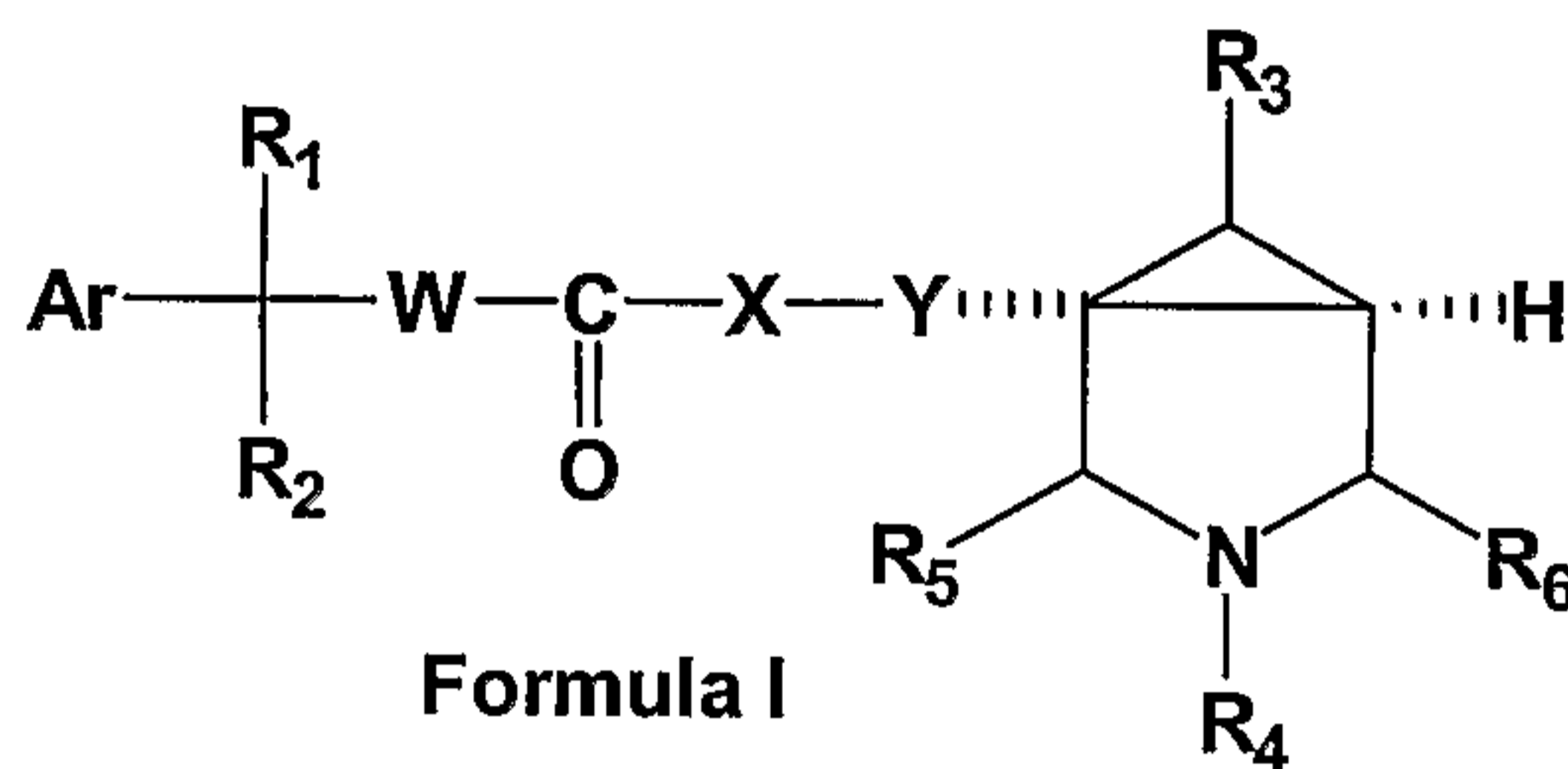
An illustrative list of particular compounds which are capable of being produced by Scheme I and also shown in Table 1 include:

20	<b>Compound No.</b>	<b>Chemical Name</b>
	1.	(1 $\alpha$ ,5 $\alpha$ )-[3-benzyl-3-azabicyclo[3.1.0]-hex-1-(methyl)-yl]-2-hydroxy-2,2-diphenylcarboxylic ester.
	2.	(1 $\alpha$ ,5 $\alpha$ )-[3-benzyl-3-azabicyclo[3.1.0]-hex-1-(methyl)-yl]-2-hydroxy-2-cyclohexyl-2-phenylcarboxylic ester.
25	3.	(1 $\alpha$ ,5 $\alpha$ )-[3-benzyl-3-azabicyclo[3.1.0]-hex-1-(methyl)-yl]-2-hydroxy-2-cyclopentyl-2-phenylcarboxylic ester.
	4.	(1 $\alpha$ ,5 $\alpha$ )-[3-benzyl-3-azabicyclo[3.1.0]-hex-1-yl]-2-hydroxymethyl-2-phenylacetamide.



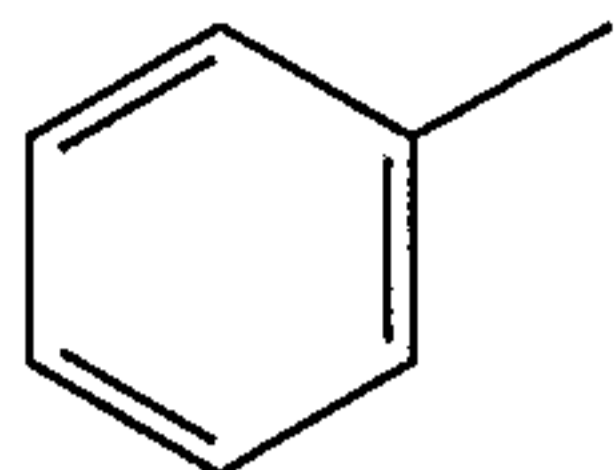
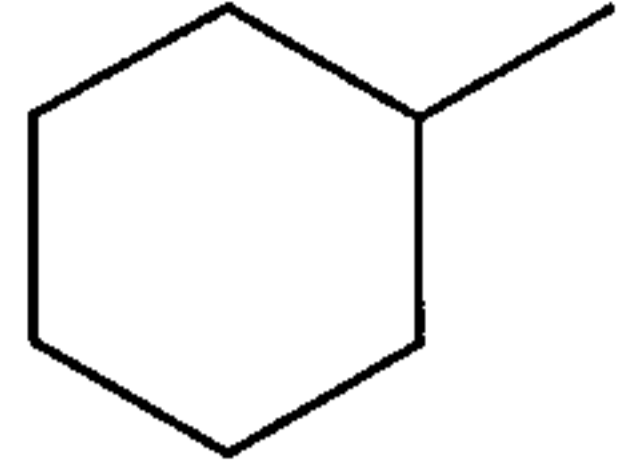
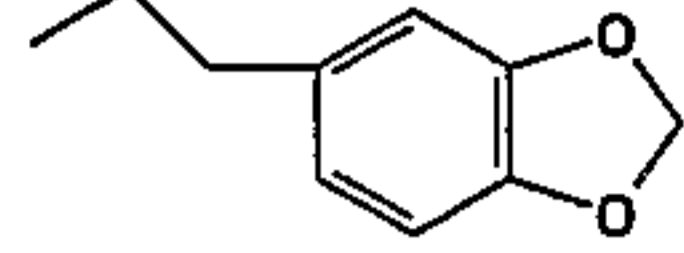
5. (1 $\alpha$ ,5 $\alpha$ )-[3-benzyl-3-azabicyclo[3.1.0]-hex-1-yl]-2-hydroxy-2,2-diphenylacetamide.
6. (1 $\alpha$ ,5 $\alpha$ )-[3-(2-methyl-2-pentenyl)-3-azabicyclo[3.1.0]-hex-1-(methyl)-yl]-2-hydroxy-2-cyclohexyl-2-phenylcarboxylic ester.
- 5 7. (1 $\alpha$ ,5 $\alpha$ )-[3-(3,4-methylenedioxyphenyl)ethyl]-3-azabicyclo[3.1.0]-hex-1-(methyl)-yl]-2-hydroxy-2-cyclohexyl-2-phenylcarboxylic ester.

Table-1



(wherein W = (CH<sub>2</sub>)<sub>p</sub> where p=0, R<sub>3</sub>=R<sub>6</sub>=R<sub>5</sub>=H)

Compound No.	Ar	X	Y	R <sub>1</sub>	R <sub>2</sub>	R <sub>4</sub>
1		O	CH <sub>2</sub>	OH		
2		O	CH <sub>2</sub>	OH		
3		O	CH <sub>2</sub>	OH		
4		NH	-	CH <sub>2</sub> OH	H	
5		NH	-	OH		
6		O	CH <sub>2</sub>	OH		

Compound No.	Ar	X	Y	R <sub>1</sub>	R <sub>2</sub>	R <sub>4</sub>
7		O	CH <sub>2</sub>	OH		

### EXPERIMENTAL DETAILS

Various solvents, such as acetone, methanol, pyridine, ether, tetrahydrofuran, hexanes, and dichloromethane were dried using various drying reagents according to the procedures well known in the literature. IR spectra were recorded as nujol mulls or a thin neat film on a Perkin Elmer Paragon instrument, Nuclear Magnetic Resonance (NMR) were recorded on a Varian XL-300 MHz instrument using tetramethylsilane as an internal standard.

#### EXAMPLE 1

**Preparation of (1 $\alpha$ , 5 $\alpha$ )-[3-benzyl-3-azabicyclo[3.1.0]-hex-1-(methyl)-yl]-2-hydroxy-2,2-diphenylcarboxylic ester (Compound No.1)**

**Step-a: Preparation of 3-benzyl-3-azabicyclo[3.1.0]hexane-1-carboxylic acid ethyl ester.**

To a suspension of 3-benzyl-3-azabicyclo[3.1.0]hexane-1-carboxylic acid (8.5 gm, 0.0390 mole), (prepared as described in EP 0413455A2) in ethyl alcohol (250 ml) was added conc. H<sub>2</sub>SO<sub>4</sub> (10 ml). The resulting pale yellow solution was heated at reflux for 2 hours, cooled to 0°C and neutralized with aqueous ammonia. The neutralized solution was concentrated and was dissolved in dichloromethane. The organic layer was washed with saturated NaHCO<sub>3</sub>, water and brine. The organic layer was dried over anhydrous Na<sub>2</sub>SO<sub>4</sub> and was concentrated to give the crude product which was further purified by column chromatography (100-200 mesh, silicagel), eluting the compound with 5% ethyl acetate in hexane to give the pure product as yellow oil.

IR: 1721.4 cm<sup>-1</sup>

<sup>1</sup>HNMR (CDCl<sub>3</sub>): 7.20-7.29 (m, 5H), 4.0 (q, J=7.12, 2H), 3.61 (s, 2H), 3.04 (d, J=8.9 Hz, 1H), 2.92 (d, J=8.8 Hz, 1H), 2.70 (d, J=8.0 Hz, 1H), 2.42 (m, 1H), 1.90 (m, 1H), 1.46 (m, 1H), 1.29 (m, 1H), 1.20-1.28 (t, J=7.1 Hz, 3H)



**Step-b: Preparation of 3-benzyl-1-hydroxymethyl-3-azabicyclo[3.1.0]hexane**

A solution of 3-benzyl-3-azabicyclo[3.1.0]hexane-1-carboxylic acid ethyl ester (2.5 gm, 0.0108 mole) in tetrahydrofuran (20 ml) was added to a suspension of lithium aluminium hydride (0.966 gm, 0.026 mole) in tetrahydrofuran (50 ml). The resulting mixture was heated to reflux for 2 hours. The reaction mixture was carefully quenched with saturated aqueous NH<sub>4</sub>Cl (1 ml), treated with ethyl acetate (50 ml) and stirred for 1 hour. The solution was filtered and the removal of solution from the filtrate provided the crude title product which was purified by column chromatography (100-200 mesh, silicagel), eluting the compound with 15% ethyl acetate in hexane to give pure product as a colorless oil.

<sup>1</sup>HNMR (CDCl<sub>3</sub>): 7.21-7.31 (brs, 5H), 3.66-3.74 (m, 2H), 3.60 (s, 2H), 3.00 (d, J=8.4 Hz, 1H), 2.92 (d, J=8.4 Hz, 1H), 2.40 (d, J=8.2 Hz, 2H), 1.22-1.27 (m, 2H), 1.10-1.11 (m, 1H), 0.43-0.47 (m, 1H).

**Step-c: Preparation of 3-benzyl-1-methanesulphonyl-3-azabicyclo[3.1.0]hexane.**

To a solution of 3-benzyl-1-hydroxymethyl-3-azabicyclo[3.1.0]hexane in ethyl acetate were added triethylamine (2.15 gm, 0.02125 mole) and methane sulphonylchloride (1.947 gm, 0.017 mole). The mixture was stirred at 0°C for 1 hour. The reaction was quenched by the addition of saturated NaHCO<sub>3</sub>. The separated organic layer was washed with water, brine, dried and evaporated to give the crude product, which was used as such for further reaction.

**Step-d: Preparation of (1 $\alpha$ , 5 $\alpha$ )-[3-benzyl-3-azabicyclo[3.1.0]-hex-1-(methyl)-yl]-2-hydroxy-2,2-diphenylcarboxylic ester**

A solution containing diphenylglycolic acid (commercially available) (0.389 gm, 0.0017 mole), 3-benzyl-1-methane sulphonyl-3-azabicyclo[3.1.0]hexane (0.40 gm, 0.0014 mole) and 1,8-diazabicyclo[5.4.0]undec-7-ene (0.323 gm, 0.00213 mole) in toluene (50 ml) was refluxed for 2 hours. The solution was cooled to room temperature. The solution was dried on rotary evaporator. The oil obtained was purified on column chromatography (100-200 mesh, silicagel), eluting the compound with 5% ethyl acetate in hexane to give the pure product as a white solid.

m.p.: 65.2°C

IR: 1707.4 cm<sup>-1</sup>

<sup>1</sup>HNMR: 7.19-7.49 (m, 15H), 4.42 (s, 2H), 3.42 (d, J=9 Hz, 2H), 2.77-2.87 (dd, 9 Hz, 2H), 2.22 (m, 1H), 2.10 (d, J=9 Hz, 1H), 1.22-1.26 (m, 1H), 1.11-1.12 (m, 1H), 0.45-0.49 (m, 1H).

### EXAMPLE 2

#### 5 Preparation of (1 $\alpha$ , 5 $\alpha$ )-[3-benzyl-3-azabicyclo[3.1.0]-hex-1-(methyl)-yl]-2-hydroxy-2-cyclohexyl-2-phenylcarboxylic ester (Compound No.2)

A solution of 2-cyclohexyl-2-hydroxy-2-phenylacetic acid (prepared as described in J. Amer. Chem. Soc., 75, 2654, 1953) (0.398 g, 0.0017 mole), 3-benzyl-1-methane sulphonyl-5-azabicyclo[3.1.0]hexane (0.40 gm, 0.0014 mole) and 1,8-diazabicyclo  
10 [5.4.0]undec-7-ene (323 mg, 0.002 mole) was refluxed for 1 hour. The solution was cooled to room temperature and stripped off the solvent to give the crude product, which was further purified on column chromatography (100-200 mesh, slicagel), eluting the compound with 5% ethyl acetate in hexane to give the desired product.

IR : 1721.0 cm<sup>-1</sup>

15 <sup>1</sup>HNMR: 7.64-7.68 (m, 2H), 7.26-7.38 (m, 8H), 4.26 (s, 2H), 3.73 (bs, 1H), 3.56-3.73 (m, 2H), 2.90-2.95 (m, 2H), 2.25-2.30 (m, 3H), 1.13-1.4 (m, 12H), 0.25 (m, 1H)

### EXAMPLE 3

#### Preparation of (1 $\alpha$ , 5 $\alpha$ )-[3-benzyl-3-azabicyclo[3.1.0] hex-1-(methyl)-yl]-2-hydroxy-2-cyclopentyl-2-phenylcarboxylic ester (Compound No.3)

20 A solution of 2-cyclopentyl-2-hydroxy-2-phenyl acetic acid (prepared as described in J. Amer. Chem. Soc., 75, 2654, 1953) (375 mg, 0.0017 mole), 3-benzyl-1-methane sulphonyl-3-azabicyclo[3.1.0]hexane (400 mg, 0.00142 mole) and 1,8-diazabicyclo[5.4.0]undec-7-ene (323 mg, 0.00213 mole) in toluene (50 ml) was refluxed for 2 hour. The solution was cooled to room temperature and stripped off the solvent to  
25 give crude oily product. The crude product was further purified by column chromatography (100-200 mesh, silicagel), eluting the compound with 5% ethyl acetate in hexane to give the desired product.

IR : 1720.3 cm<sup>-1</sup>



<sup>1</sup>HNMR (CDCl<sub>3</sub>): 7.17-7.66 (m, 10H), 4.21 (s, 2H), 3.75 (bs, 1H), 3.53 (s, 2H), 2.86-2.91 (m, 2H), 2.21-2.27 (m, 2H), 1.31-1.38 (m, 8H), 1.12-1.15 (m, 2H), 0.25 (m, 1H).

#### EXAMPLE 4

##### 5 Preparation of (1 $\alpha$ , 5 $\alpha$ )-N-[3-benzyl-3-azabicyclo [3.1.0]hex-1-yl]-2-hydroxymethyl-2-phenylacetamide (Compound No.4)

To a cooled solution of 3-hydroxy-2-phenylpropionic acid (353 mg, 0.0021 moles, commercially available) and 1-amino-3-benzyl-3-azabicyclo[3.1.0]hexane (400 mg, 0.00212 moles, prepared as described in EP 0413455A2) in DMF (50 ml) was added N-methylmorpholine (536 mg, 0.0053 mole) followed by the addition of  
10 hydroxybenzotriazole (286 mg, 0.002 mole) and stirred at 0°C for one hour. 1-(3-dimethylaminopropyl)-3-ethylcarbodiimide hydrochloride (400 mg, 0.002 mole) was then added. The solution was allowed to attain room temperature and was further stirred for 24 hours. The reaction mixture was quenched with water and extracted with ethyl acetate. The organic layer was washed with saturated NaHCO<sub>3</sub>, water and brine. The organic layer  
15 was dried over anhydrous Na<sub>2</sub>SO<sub>4</sub> and concentrated on rotary evaporator to give the crude product, which was further purified on column chromatography (100-200 mesh, silicagel), eluting the compound with 30% ethyl acetate in hexane to give a yellow oil.

IR : 1657.9 cm<sup>-1</sup>

<sup>1</sup>HNMR (CDCl<sub>3</sub>): 7.20-7.52 (m, 10H), 5.9 (s, 1H), 4.07-4.10 (m, 2H), 3.60-3.62 (bs, 2H),  
20 3.02-3.07 (m, 1H), 2.89-2.90 (m, 1H), 2.65-2.86 (m, 1H), 2.49-2.52 (m, 1H), 1.51 (bs, 2H), 1.3-1.5 (bs, 1H), 0.63-0.66 (bs, 1H)

#### EXAMPLE 5

##### 25 Preparation of (1 $\alpha$ , 5 $\alpha$ )-N-[3-benzyl-3-azabicyclo [3.1.0]-hex-1-yl]-2-hydroxy-2,2-diphenylacetamide (Compound No.5)

To a cooled solution of diphenylglycolic acid (269.5 mg, 0.001 moles) and 1-amino-3-benzyl-3-azabicyclo[3.1.0]hexane (222 mg, 0.0011 mole, prepared as described in EP0413455A2) in DMF (50 ml) was added N-methyl morpholine (298 mg, 0.003 mole), followed by 1-hydroxybenzotriazole (159 mg, 0.0011 mole) and stirred at 0°C for 1 hour. 1-(3-dimethylaminopropyl)-3-ethylcarbodiimide hydrochloride (225 mg, 0.0011 mol) was  
30 then added. The solution was allowed to attain room temperature and stirred for one day.

The reaction mixture was quenched with water and extracted with ethyl acetate. The organic layer was washed with saturated NaHCO<sub>3</sub>, water and brine. The organic layer was dried over anhydrous Na<sub>2</sub>SO<sub>4</sub> and concentrated in vacuo to give the crude product which was further purified by column chromatography (100-200 mesh, silicagel), eluting the  
5 compound with 30% ethyl acetate in hexane to give a pale yellow powder.

m.p: 137.5°-138.6°C

IR (DCM): 1662.6 cm<sup>-1</sup>

<sup>1</sup>HNMR (CDCl<sub>3</sub>): 7.24-7.34 (m, 15H), 6.67 (s, 1H), 3.82 (bs, 1H); 3.66 (s, 2H), 3.0 (d, J=8.0 Hz, 1H), 2.87 (d, J=8.4 Hz, 1H), 2.66-2.70 (m, 1H), 2.54 (d, J=8Hz, 1H), 1.56-1.58  
10 (m, 1H), 1.37-1.40 (m, 1H), 0.67-0.72 (m, 1H)

### EXAMPLE 6

#### **Preparation of (1 $\alpha$ , 5 $\alpha$ )-N-[3-(2-methyl-2-pentenyl)-3-azabicyclo [3.1.0]-hex-1-(methyl)-yl]-2-hydroxy-2-cyclohexyl-2-phenylcarboxylic ester (Compound No.6)**

**Step-a: Preparation of (1 $\alpha$ , 5 $\alpha$ )-[3-azabicyclo[3.1.0]-hex-1-(methyl)-yl]-2-hydroxy-2-cyclohexyl-2-phenylcarboxylic ester.**  
15

A solution of Compound No.2 (2.25 g, 0.005 mole) in methanol was taken in parr bottle. To this was added 10% Pd on C (dry). The solution was subjected to hydrogenation in parr hydrogenation apparatus for 4 hours at 60 psi pressure. The reaction mixture was then filtered. The filtrate was concentrated to give the desired product as an off white  
20 semi solid mass.

<sup>1</sup>HNMR (CDCl<sub>3</sub>): 7.62-7.65 (m, 2H), 7.20-7.36 (m, 3H), 4.25-4.37 (m, 2H), 2.88-3.46 (m, 4H), 2.26 (bs, 1H), 1.18-1.84 (m, 13H), 0.6-0.72 (m, 1H).

IR (DCM): 1661 cm<sup>-1</sup>

**Step-b: (1 $\alpha$ , 5 $\alpha$ )-N-[3-(2-methyl-2-pentenyl)-3-azabicyclo [3.1.0]-hex-1-(methyl)-yl]-2-hydroxy-2-cyclohexyl-2-phenylcarboxylic ester.**  
25

To a solution of 3-azabicyclo[3.1.0]hexane-1-methylene-2-hydroxy-2-cyclohexyl-2-phenyl carboxylic acid ester (250 mg, 0.000760 mole), 5-bromo-2-methyl-2-pentene (148.6 mg, 0.000911 mole) in acetonitrile were added potassium carbonate (210.0 mg, 0.0015 mole) and potassium iodide (252 mg, 0.0015 mole). The reaction mixture was  
30 refluxed for 12 hours. After attaining room temperature, the reaction mixture was filtered



and the filtrate was concentrated. The residue was taken in ethyl acetate and washed with water. The organic layer was dried over anhydrous Na<sub>2</sub>SO<sub>4</sub> and concentrated under reduced pressure. The crude compound was purified by column chromatography (100-200 mesh, silicagel), eluting the compound with 15% ethyl acetate in hexane to give the  
5 desired product.

IR: 1722.9 cm<sup>-1</sup>

<sup>1</sup>HNMR (CDCl<sub>3</sub>): 7.63-7.66 (m, 2H), 7.26-7.36 (m, 3H), 5.05-5.098 (bm, 1H), 4.24 (s, 2H), 3.71 (s, 1H), 2.95-3.02 (m, 2H), 2.26-2.37 (m, 2H), 2.19-2.24 (m, 2H), 1.79 (m, 2H), 0.75-1.32 (m, 19H), 0.512 (m, 1H).

10

### EXAMPLE 7

#### **Preparation of (1 $\alpha$ , 5 $\alpha$ )-[3-(3,4-methylenedioxyphenyl)ethyl]-3-azabicyclo[3.1.0]-hex-1-(methyl)-yl]-2-hydroxy-2-cyclohexyl-2-phenylcarboxylic ester(Compound No.7)**

To a solution of 3-azabicyclo[3.1.0]-hex-1-(methyl)-yl-2-hydroxy-2-cyclohexyl-2-phenyl carboxylic ester (250 mg, 0.0007 mole) and 3,4-methylenedioxyphenethyl bromide (207.8  
15 mg, 0.00091 mole) in acetonitrile were added potassium carbonate (210 mg, 0.0051 mole) and potassium iodide (252.0 mg, 0.0051 mole). The reaction mixture was refluxed for 12 hours. After attaining room temperature, the reaction mixture was filtered, and the filtrate was concentrated. The residue was taken in ethyl acetate and washed with water, and brine. The organic layer was dried over anhydrous Na<sub>2</sub>SO<sub>4</sub>, filtered and concentrated  
20 under reduced pressure. The crude compound was purified by column chromatography (100-200 mesh, silicagel), eluting the compound with 15% ethyl acetate in hexane to give the desired product.

IR: 1722.4 cm<sup>-1</sup>

<sup>1</sup>HNMR (CDCl<sub>3</sub>): 7.66-7.64 (m, 2H), 7.24-7.37 (m, 3H), 6.60-6.74 (m, 3H), 5.92 (s, 2H),  
25 4.25 (s, 2H), 3.03 (bs, 1H), 2.97-3.03 (m, 2H), 2.53-2.59 (m, 4H), 2.20-2.26 (m, 2H), 1.04-1.32 (m, 13H), 0.52 (m, 1H).

#### **Biological Activity**

##### **Radioligand Binding Assays:**

The affinity of test compounds for M<sub>2</sub> and M<sub>3</sub> muscarinic receptor sub-types was  
30 determined by [<sup>3</sup>H]-N-methylscopolamine binding studies using rat heart and submandibular gland respectively as described by Moriya et al., (Life Sci, 1999,64(25):2351-2358) with minor modifications.

**Membrane preparation:** Submandibular glands and heart were isolated and placed in ice cold homogenising buffer (HEPES 20 mM, 10 mM EDTA, pH 7.4) immediately after sacrifice. The tissues were homogenised in 10 volumes of homogenising buffer and the homogenate was filtered through two layers of wet gauze and filtrate was centrifuged at 500 g for 10 min. The supernatant was subsequently centrifuged at 40,000 g for 20 min. The pellet thus obtained was resuspended in same volume of assay buffer (HEPES 20 mM, EDTA 5 mM, pH 7.4) and were stored at  $-70^{\circ}\text{C}$  until the time of assay.

**Ligand binding assay** The compounds were dissolved and diluted in DMSO. The membrane homogenates (150-250  $\mu\text{g}$  protein) were incubated in 250  $\mu\text{l}$  of assay buffer (HEPES 20 mM, pH 7.4) at  $24-25^{\circ}\text{C}$  for 3 hours. Non-specific binding was determined in the presence of 1  $\mu\text{M}$  atropine. The incubation was terminated by vacuum filtration over GF/B fiber filters (Wallac). The filters were then washed with ice cold 50 mM Tris HCl buffer (pH 7.4). The filter mats were dried and bound radioactivity retained on filters was counted. The  $\text{IC}_{50}$  &  $\text{Kd}$  were estimated by using the non-linear curve fitting program using G Pad Prism software. The value of inhibition constant  $\text{K}_i$  was calculated from competitive binding studies by using Cheng & Prusoff equation (*Biochem Pharmacol*, 1973,22: 3099-3108),  $\text{K}_i = \text{IC}_{50} / (1 + \text{L}/\text{Kd})$ , where L is the concentration of  $[^3\text{H}]\text{NMS}$  used in the particular experiment.  $\text{pK}_i = -(\text{Log } k_i)$

#### **Functional Experiments using isolated rat bladder:**

##### **20 Methodology:**

Animals were euthanized by overdose of urethane and whole bladder was isolated and removed rapidly and placed in ice cold Tyrode buffer with the following composition (mMol/L) NaCl 137; KCl 2.7;  $\text{CaCl}_2$  1.8;  $\text{MgCl}_2$  0.1;  $\text{NaHCO}_3$  11.9;  $\text{NaH}_2\text{PO}_4$  0.4; Glucose 5.55 and continuously gassed with 95%  $\text{O}_2$  and 5 %  $\text{CO}_2$ .

25 The bladder was cut into longitudinal strips (3mm wide and 5-6 mm long) and mounted in 10 ml organ baths at  $30^{\circ}\text{C}$ , with one end connected to the base of the tissue holder and the other end connected to a polygraph through a force displacement transducer. Each tissue was maintained at a constant basal tension of 2 g and allowed to equilibrate for 1 hour during which the PSS was changed every 15 min. At the end of equilibration period, the 30 stabilization of the tissue contractile response was assessed with  $1\mu\text{mol/L}$  of Carbachol



consecutively for 2-3 times. Subsequently, a cumulative concentration response curve to carbachol ( $10^{-9}$  mol/L to  $3 \times 10^{-5}$  mol/L) was obtained. After several washes, once the baseline was achieved, cumulative concentration response curve was obtained in presence of NCE (NCE added 20 min. prior to the second CRC).

- 5 The contractile results were expressed as % of control E max. ED50 values were calculated by fitting a non-linear regression curve (Graph Pad Prism). pKB values were calculated by the formula  $pKB = -\log [(\text{molar concentration of antagonist} / (\text{dose ratio} - 1))]$

where,

- 10 dose ratio = ED50 in the presence of antagonist/ED50 in the absence of antagonist.

The results of the in-vitro testing tests are listed in Table II.

#### IN-VITRO TEST

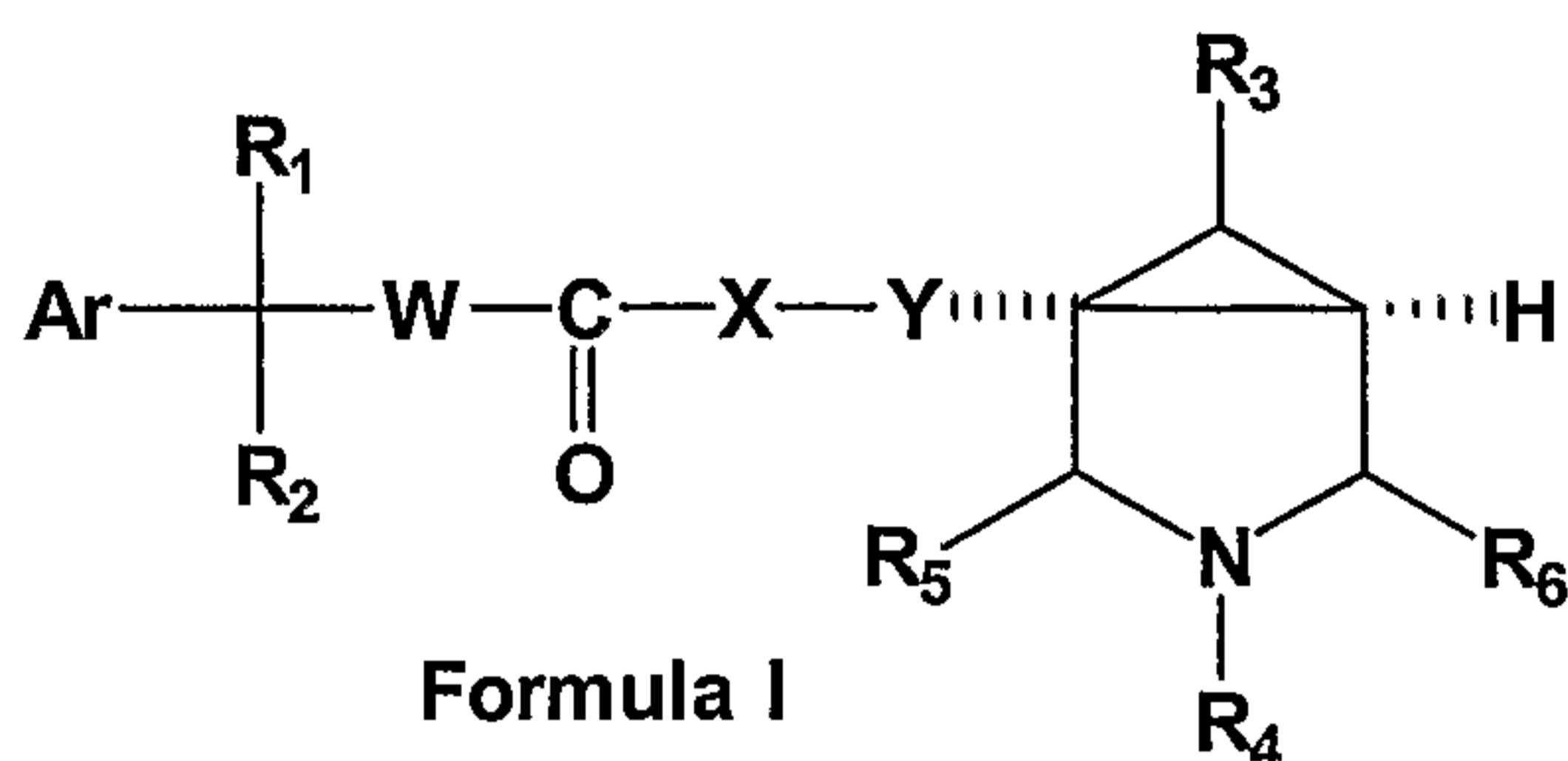
**Table-II**

Compound No.	Receptor Binding Assay pKi		Functional Assay pK <sub>B</sub>
	M <sub>2</sub>	M <sub>3</sub>	
1	7.71	7.95	7.69±0.15
2	8.2	8.54	7.74±0.001
3	8.34	8.54	7.51±0.33
4	4.8	5.1	-
5	6.75	6.96	-
6	9.16	8.74	-
7	8.96	8.62	-
Tolterodine	8.68	8.47	8.86± 0.12

- 15 While the present invention has been described in terms of its specific embodiments, certain modifications and equivalents will be apparent to those skilled in the art and are intended to be included within the scope of the present invention.

## We Claim

1. Compounds having the structure of Formula I



and their pharmaceutically acceptable salts, pharmaceutically acceptable solvates, esters, enantiomers, diastereomers, N-oxides, polymorphs, or metabolites, wherein

Ar represents an aryl or a heteroaryl ring having 1-2 hetero atoms selected from the group consisting of oxygen, sulphur and nitrogen atoms, the aryl or heteroaryl rings may be unsubstituted or substituted by one to three substituents independently selected from lower alkyl (C<sub>1</sub>-C<sub>4</sub>), lower perhaloalkyl (C<sub>1</sub>-C<sub>4</sub>), cyano, hydroxy, nitro, halogen (e.g. F, Cl, Br, I), lower alkoxy (C<sub>1</sub>-C<sub>4</sub>), lower perhaloalkoxy (C<sub>1</sub>-C<sub>4</sub>), unsubstituted amino, N-lower alkylamino (C<sub>1</sub>-C<sub>4</sub>) or N-lower alkylamino carbonyl (C<sub>1</sub>-C<sub>4</sub>);

R<sub>1</sub> represents a hydrogen, hydroxy, hydroxymethyl, amino, alkoxy, carbamoyl or halogen (e.g. fluorine, chlorine, bromine and iodine);

R<sub>2</sub> represents hydrogen, alkyl, C<sub>3</sub>-C<sub>7</sub> cycloalkyl ring, a C<sub>3</sub>-C<sub>7</sub> cycloalkenyl ring, an aryl or a heteroaryl ring having 1-2 hetero atoms selected from the group consisting of oxygen, sulphur and nitrogen atoms, the aryl or a heteroaryl ring may be unsubstituted or substituted by one to three substituents independently selected from lower alkyl (C<sub>1</sub>-C<sub>4</sub>), cyano, hydroxy, nitro, lower alkoxy, lower alkoxy carbonyl, halogen, lower alkoxy (C<sub>1</sub>-C<sub>4</sub>), lower perhaloalkoxy (C<sub>1</sub>-C<sub>4</sub>), unsubstituted amino, N-lower alkylamino (C<sub>1</sub>-C<sub>4</sub>), N-lower alkyl amino carbonyl (C<sub>1</sub>-C<sub>4</sub>);

W represents (CH<sub>2</sub>)<sub>p</sub>, where p represents 0 to 1;

X represents an oxygen, sulphur, -NR or no atom, wherein R represents H or alkyl;

Y represents (CH<sub>2</sub>)<sub>q</sub> wherein q represents 0 to 1;

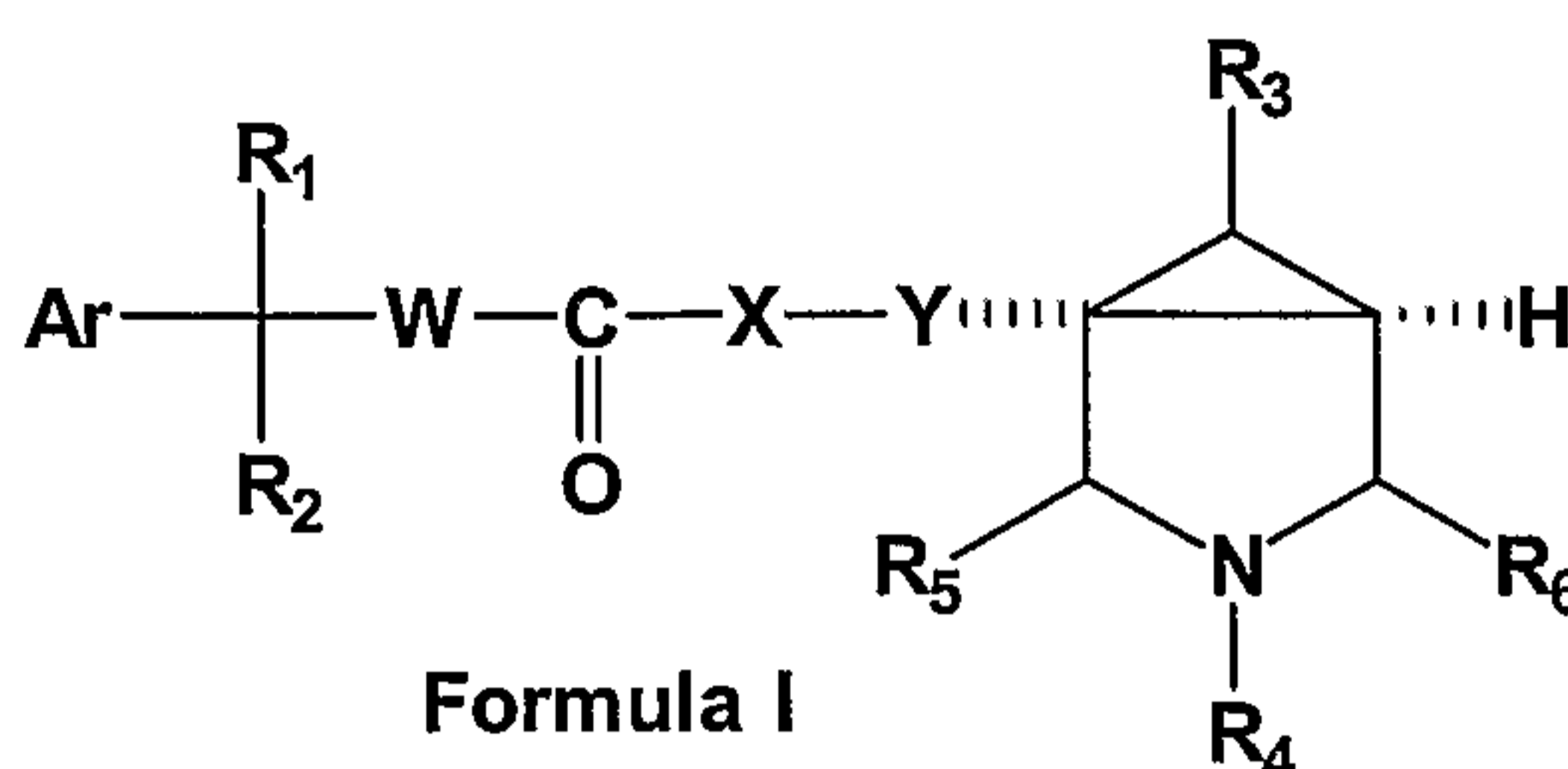


29 R<sub>3</sub>, R<sub>5</sub> and R<sub>6</sub> are independently selected from H, lower alkyl, COOH, CONH<sub>2</sub>,  
 30 NH<sub>2</sub>, CH<sub>2</sub>NH<sub>2</sub>; and

31 R<sub>4</sub> represents hydrogen, C<sub>1</sub>-C<sub>15</sub> saturated or unsaturated aliphatic hydrocarbon  
 32 (straight chain or branched) in which any 1 to 6 hydrogen atoms may be  
 33 substituted with the group independently selected from halogen, arylalkyl,  
 34 arylalkenyl, heteroarylalkyl or heteroarylalkenyl, having 1-2 hetero atoms selected  
 35 from the group consisting of nitrogen, oxygen and sulphur atoms with an option  
 36 that any 1 to 3 hydrogen atoms on the ring in said arylalkyl, arylalkenyl,  
 37 heteroarylalkyl, heteroarylalkenyl group may be substituted with lower alkyl (C<sub>1</sub>-  
 38 C<sub>4</sub>), lower perhaloalkyl (C<sub>1</sub>-C<sub>4</sub>), cyano, hydroxy, nitro, lower alkoxy, carbonyl,  
 39 halogen, lower alkoxy (C<sub>1</sub>-C<sub>4</sub>), lower perhalo alkoxy (C<sub>1</sub>-C<sub>4</sub>), unsubstituted amino,  
 40 N-lower alkylamino (C<sub>1</sub>-C<sub>4</sub>), or N-lower alkylamino carbonyl (C<sub>1</sub>-C<sub>4</sub>).

- 1 2. A compound selected from the group consisting of  
 2 (1 $\alpha$ , 5 $\alpha$ )-[3-benzyl-3-azabicyclo[3.1.0]-hex-1-(methyl)-yl]-2-hydroxy-2,2-  
 3 diphenylcarboxylic ester (Compound No.1)  
 4 (1 $\alpha$ , 5 $\alpha$ )-[3-benzyl-3-azabicyclo[3.1.0]-hex-1-(methyl)-yl]-2-hydroxy-2-cyclohex  
 5 yl-2-phenylcarboxylic ester (Compound No.2)  
 6 (1 $\alpha$ , 5 $\alpha$ )-[3-benzyl-3-azabicyclo[3.1.0]-hex-1-(methyl)-yl]-2-hydroxy-2-  
 7 cyclopentyl-2-phenylcarboxylic ester (Compound No.3)  
 8 (1 $\alpha$ , 5 $\alpha$ )-[3-benzyl-3-azabicyclo[3.1.0]-hex-1-yl]-2-hydroxymethyl-2-  
 9 phenylacetamide (Compound No.4)  
 10 (1 $\alpha$ , 5 $\alpha$ )-[3-benzyl-3-azabicyclo [3.1.0]-hex-1-yl]-2-hydroxy-2,2-  
 11 diphenylacetamide (Compound No.5)  
 12 (1 $\alpha$ , 5 $\alpha$ )-[3-(2-methyl-2-pentenyl)-3-azabicyclo[3.1.0]-hex-1-(methyl)-yl]-2-  
 13 hydroxy-2-cyclohexyl-2-phenylcarboxylic ester (Compound No.6)  
 14 (1 $\alpha$ , 5 $\alpha$ )-[3-(3,4-methylenedioxyphen)ethyl-3-azabicyclo[3.1.0]-hex-1-(methyl)-  
 15 yl]-2-hydroxy-2-cyclohexyl-2-phenylcarboxylic ester (Compound No.7).
- 1 3. A pharmaceutical composition comprising a therapeutically effective amount of a  
 2 compound as defined in claim 1 or 2 optionally together with pharmaceutically  
 3 acceptable carriers, excipients or diluents.

- 1 4. A method for treatment or prophylaxis of an animal or a human suffering from a  
 2 disease or disorder of the respiratory, urinary and gastrointestinal systems, wherein  
 3 the disease or disorder is mediated through muscarinic receptors, comprising  
 4 administering to said animal or human, a therapeutically effective amount of a  
 5 compound having the structure of Formula I,



13 and its pharmaceutically acceptable salts, pharmaceutically acceptable solvates,  
 14 esters, enantiomers, diastereomers, N-oxides, polymorphs, metabolites, wherein  
 15 Ar represents an aryl or a heteroaryl ring having 1-2-hetero atoms selected from  
 16 the group consisting of oxygen, sulphur and nitrogen atoms, the aryl or heteroaryl  
 17 rings may be unsubstituted or substituted by one to three substituents independently  
 18 selected from lower alkyl (C<sub>1</sub>-C<sub>4</sub>), lower perhaloalkyl (C<sub>1</sub>-C<sub>4</sub>), cyano, hydroxy,  
 19 nitro, halogen (e.g. F, Cl, Br, I), lower alkoxy (C<sub>1</sub>-C<sub>4</sub>), lower perhaloalkoxy (C<sub>1</sub>-  
 20 C<sub>4</sub>), unsubstituted amino, N-lower alkylamino (C<sub>1</sub>-C<sub>4</sub>) or N-lower alkylamino  
 21 carbonyl (C<sub>1</sub>-C<sub>4</sub>);

22 R<sub>1</sub> represents a hydrogen, hydroxy, hydroxymethyl, amino, alkoxy, carbamoyl or  
 23 halogen (e.g. fluorine, chlorine, bromine and iodine);

24 R<sub>2</sub> represents hydrogen, alkyl, C<sub>3</sub>-C<sub>7</sub> cycloalkyl ring, a C<sub>3</sub>-C<sub>7</sub> cycloalkenyl ring, an  
 25 aryl or a heteroaryl ring having 1-2 hetero atoms selected from the group  
 26 consisting of oxygen, sulphur and nitrogen atoms, the aryl or a heteroaryl ring may  
 27 be unsubstituted or substituted by one to three substituents independently selected  
 28 from lower alkyl (C<sub>1</sub>-C<sub>4</sub>), cyano, hydroxy, nitro, lower alkoxy, lower alkoxy carbonyl, halogen,  
 29 lower alkoxy (C<sub>1</sub>-C<sub>4</sub>), lower perhaloalkoxy (C<sub>1</sub>-C<sub>4</sub>), unsubstituted amino, N-lower  
 30 alkylamino (C<sub>1</sub>-C<sub>4</sub>), N-lower alkyl amino carbonyl (C<sub>1</sub>-C<sub>4</sub>);

31 W represents (CH<sub>2</sub>)<sub>p</sub>, where p represents 0 to 1;

32 X represents an oxygen, sulphur, -NR or no atom, wherein R represents H or alkyl;



- 33 Y represents  $(\text{CH}_2)_q$  wherein q represents 0 to 1;
- 34  $R_3, R_5$  and  $R_6$  are independently selected from H, lower alkyl, COOH, CONH<sub>2</sub>,  
35 NH<sub>2</sub>, CH<sub>2</sub>NH<sub>2</sub>; and
- 36  $R_4$  represents hydrogen, C<sub>1</sub>-C<sub>15</sub> saturated or unsaturated aliphatic hydrocarbon  
37 (straight chain or branched) in which any 1 to 6 hydrogen atoms may be  
38 substituted with the group independently selected from halogen, arylalkyl,  
39 arylalkenyl, heteroarylalkyl or heteroarylalkenyl, having 1-2 hetero atoms selected  
40 from the group consisting of nitrogen, oxygen and sulphur atoms with an option  
41 that any 1 to 3 hydrogen atoms on an aryl or heteraryl ring in the arylalkyl,  
42 arylalkenyl, heteroarylalkyl, heteroarylalkenyl group may be substituted with  
43 lower alkyl (C<sub>1</sub>-C<sub>4</sub>), lower perhaloalkyl (C<sub>1</sub>-C<sub>4</sub>), cyano, hydroxy, nitro, lower  
44 alkoxy carbonyl, halogen, lower alkoxy (C<sub>1</sub>-C<sub>4</sub>), lower perhalo alkoxy (C<sub>1</sub>-C<sub>4</sub>),  
45 unsubstituted amino, N-lower alkylamino (C<sub>1</sub>-C<sub>4</sub>), N-lower alkylamino carbonyl  
46 (C<sub>1</sub>-C<sub>4</sub>).
- 1 5. The method according to claim 4 wherein the disease or disorder is urinary  
2 incontinence, lower urinary tract symptoms (LUTS), bronchial asthma, chronic  
3 obstructive pulmonary disorders (COPD), pulmonary fibrosis, irritable bowel  
4 syndrome, obesity, diabetes or gastrointestinal hyperkinesis.
- 1 6. The method for treatment or prophylaxis of an animal or a human suffering from a  
2 disease of the respiratory, urinary and gastrointestinal systems, wherein the disease  
3 or disorder is mediated through muscarinic receptors, comprising administering to  
4 said animal or human, a therapeutically effective amount of the pharmaceutical  
5 composition according to claim 3.
- 1 7. The method according to claim 6 wherein the disease or disorder is urinary  
2 incontinence, lower urinary tract symptoms (LUTS), bronchial asthma, chronic  
3 obstructive pulmonary disorders (COPD), pulmonary fibrosis, irritable bowel  
4 syndrome, obesity, diabetes and gastrointestinal hyperkinesis.

1 8. A process for preparing compounds of Formula I,

2

3

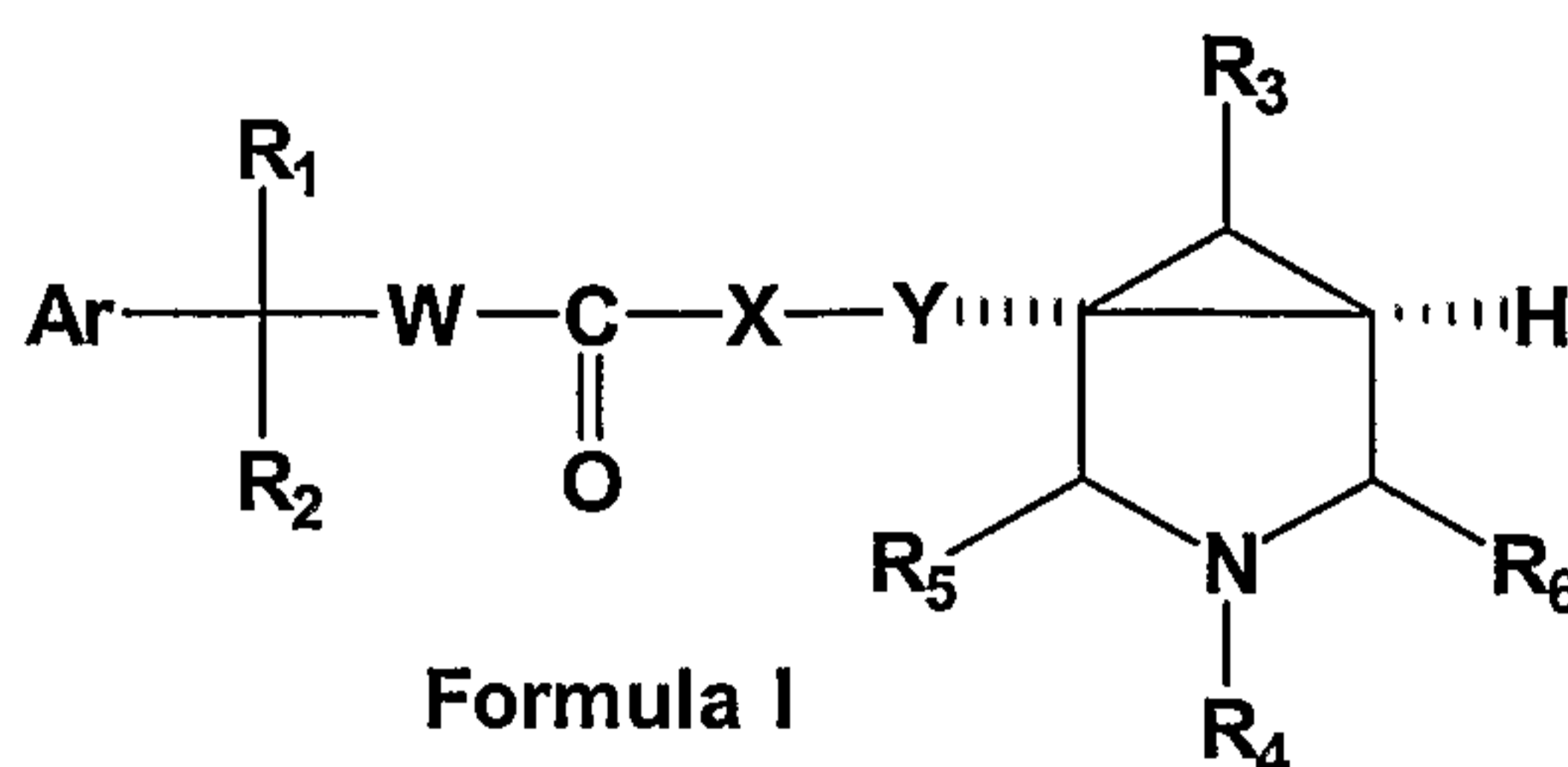
4

5

6

7

8



9 and their pharmaceutically acceptable salts, pharmaceutically acceptable solvates,  
 10 esters, enantiomers, diastereomers, N-oxides, polymorphs, metabolites, wherein  
 11 Ar represents an aryl or a heteroaryl ring having 1-2-hetero atoms selected from  
 12 the group consisting of oxygen, sulphur and nitrogen atoms, the aryl or heteroaryl  
 13 rings may be unsubstituted or substituted by one to three substituents independently  
 14 selected from lower alkyl (C<sub>1</sub>-C<sub>4</sub>), lower perhaloalkyl (C<sub>1</sub>-C<sub>4</sub>), cyano, hydroxy,  
 15 nitro, halogen (e.g. F, Cl, Br, I), lower alkoxy (C<sub>1</sub>-C<sub>4</sub>), lower perhaloalkoxy (C<sub>1</sub>-  
 16 C<sub>4</sub>), unsubstituted amino, N-lower alkylamino (C<sub>1</sub>-C<sub>4</sub>) or N-lower alkylamino  
 17 carbonyl (C<sub>1</sub>-C<sub>4</sub>);

18 R<sub>1</sub> represents a hydrogen, hydroxy, hydroxymethyl, amino, alkoxy, carbamoyl or  
 19 halogen (e.g. fluorine, chlorine, bromine and iodine);

20 R<sub>2</sub> represents hydrogen, alkyl, C<sub>3</sub>-C<sub>7</sub> cycloalkyl ring, a C<sub>3</sub>-C<sub>7</sub> cycloalkenyl ring, an  
 21 aryl or a heteroaryl ring having 1-2 hetero atoms selected from the group  
 22 consisting of oxygen, sulphur and nitrogen atoms, the aryl or a heteroaryl ring may  
 23 be unsubstituted or substituted by one to three substituents independently selected  
 24 from lower alkyl (C<sub>1</sub>-C<sub>4</sub>), cyano, hydroxy, nitro, lower alkoxy, lower alkoxy carbonyl, halogen,  
 25 lower alkoxy (C<sub>1</sub>-C<sub>4</sub>), lower perhaloalkoxy (C<sub>1</sub>-C<sub>4</sub>), unsubstituted amino, N-lower  
 26 alkylamino (C<sub>1</sub>-C<sub>4</sub>), N-lower alkyl amino carbonyl (C<sub>1</sub>-C<sub>4</sub>);

27 W represents (CH<sub>2</sub>)<sub>p</sub>, where p represents 0 to 1;

28 X represents an oxygen, sulphur, -NR or no atom, wherein R represents H or alkyl;

29 Y represents (CH<sub>2</sub>)<sub>q</sub> wherein q represents 0 to 1;

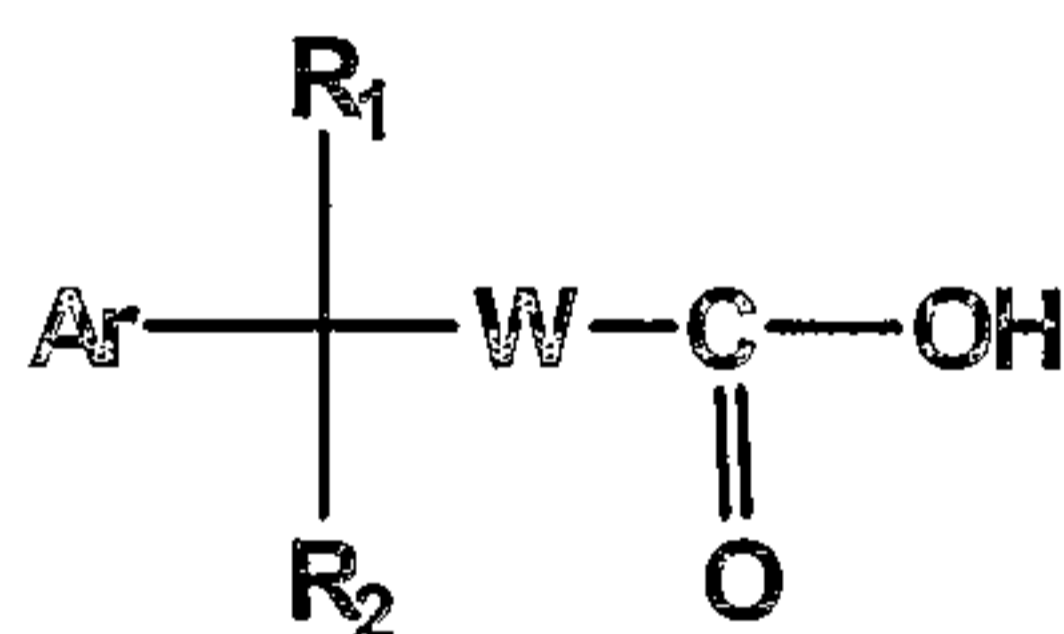


30 R<sub>3</sub>, R<sub>5</sub> and R<sub>6</sub> are independently selected from H, lower alkyl, COOH, CONH<sub>2</sub>,  
 31 NH<sub>2</sub>, CH<sub>2</sub>NH<sub>2</sub>; and

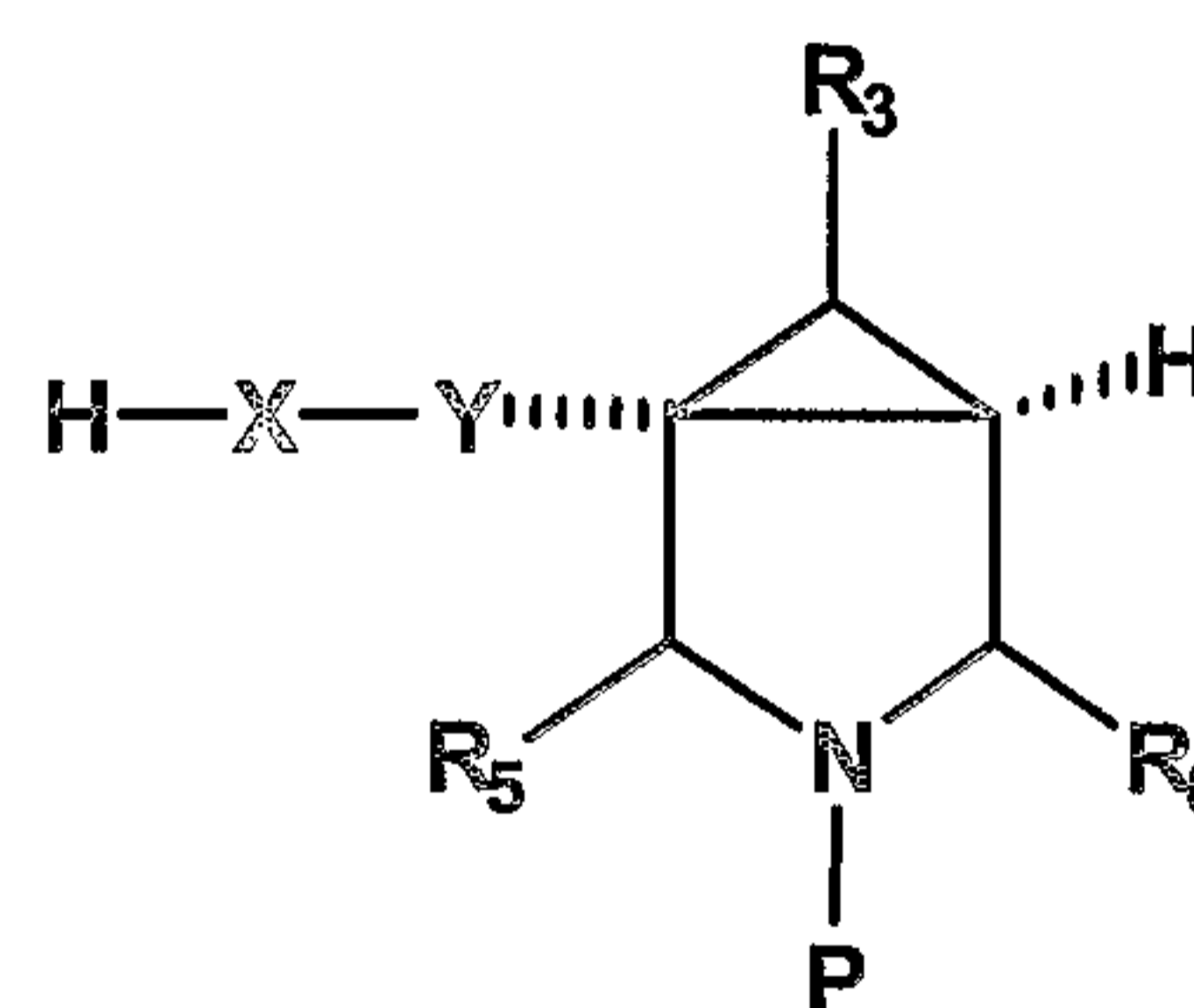
32 R<sub>4</sub> represents hydrogen, C<sub>1</sub>-C<sub>15</sub> saturated or unsaturated aliphatic hydrocarbon  
 33 (straight chain or branched) in which any 1 to 6 hydrogen atoms may be  
 34 substituted with the group independently selected from halogen, arylalkyl,  
 35 arylalkenyl, heteroarylalkyl or heteroarylalkenyl, having 1-2 hetero atoms selected  
 36 from the group consisting of nitrogen, oxygen and sulphur atoms with an option  
 37 that any 1 to 3 hydrogen atoms on an aryl or heteroaryl ring in said arylalkyl,  
 38 arylalkenyl, heteroarylalkyl, heteroarylalkenyl group may be substituted with  
 39 lower alkyl (C<sub>1</sub>-C<sub>4</sub>), lower perhaloalkyl (C<sub>1</sub>-C<sub>4</sub>), cyano, hydroxy, nitro, lower  
 40 alkoxy, carbonyl, halogen, lower alkoxy (C<sub>1</sub>-C<sub>4</sub>), lower perhalo alkoxy (C<sub>1</sub>-C<sub>4</sub>),  
 41 unsubstituted amino, N-lower alkylamino (C<sub>1</sub>-C<sub>4</sub>), N-lower alkylamino carbonyl  
 42 (C<sub>1</sub>-C<sub>4</sub>),

43 comprising

44 (a) reacting a compound of Formula II with a compound of Formula III

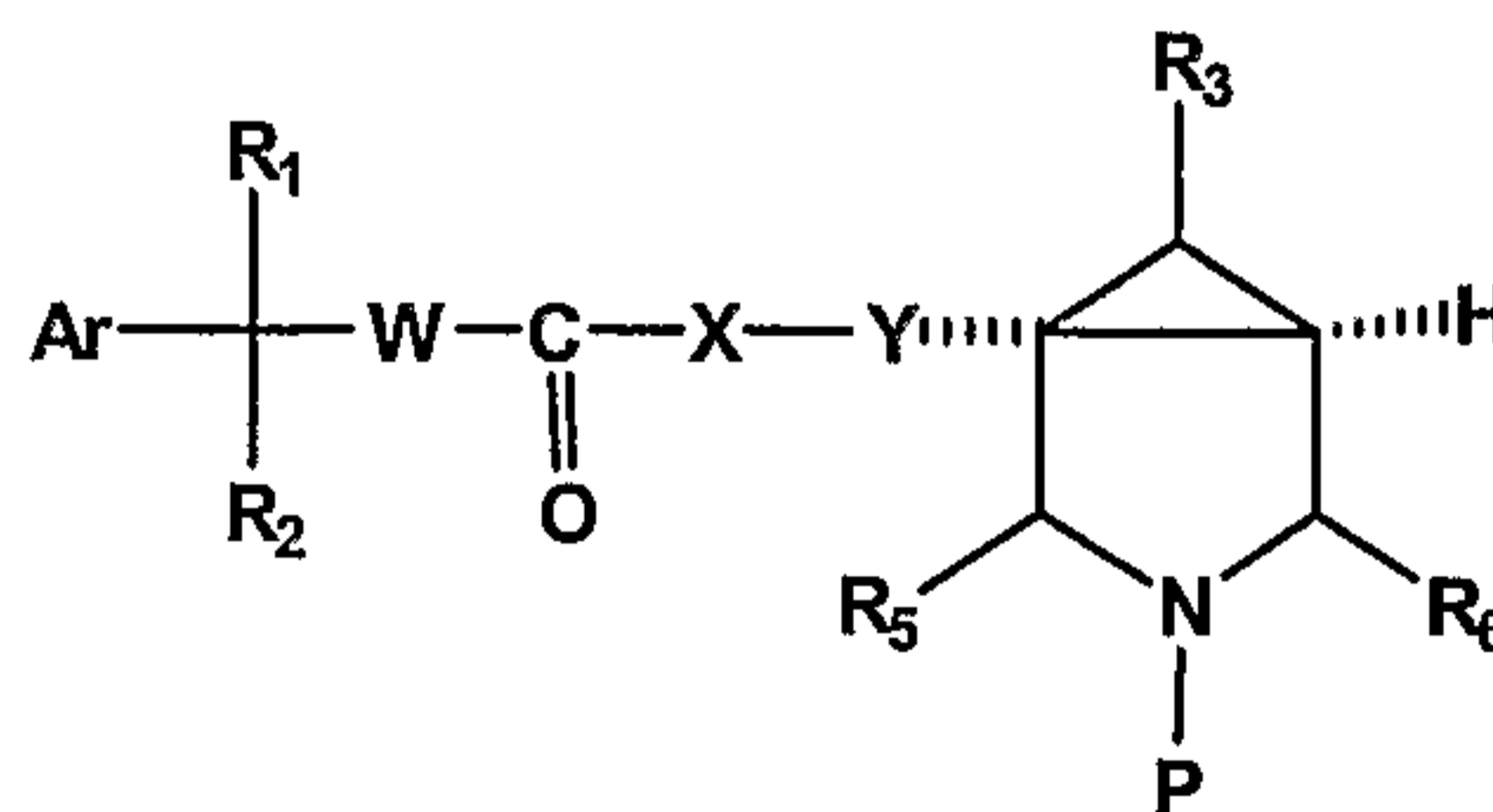


45 **Formula II**



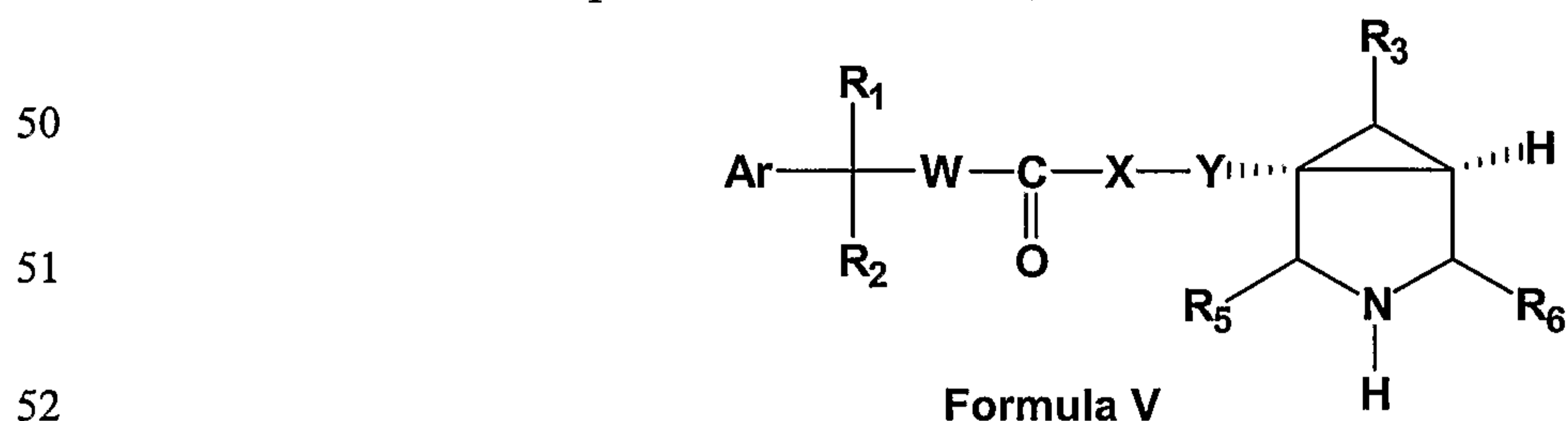
46 **Formula III**

46 in the presence of a condensing agent to give a compound of Formula IV,



47 **Formula IV**

- 48 (b) deprotecting the compound of Formula IV with a deprotecting agent to give  
49 a compound of Formula V, and



- 53 (c) N-alkylating or benzylating the compound of Formula V with a compound  
54 of Formula LR<sub>4</sub>, wherein L is a leaving group, to give compounds of  
55 Formula I.

- 1 9. The process according to claim 8 wherein P is selected from the group consisting  
2 of benzyl and t-butyloxy carbonyl groups.
- 1 10. The process according to claim 8 wherein the reaction of a compound of Formula  
2 III with a compound of Formula II to give compounds of Formula IV is carried out  
3 in the presence of a condensing agent which is selected from the group consisting  
4 of 1-(3-dimethyl aminopropyl)-3-ethyl carbodiimide hydrochloride (EDC) and 1,8-  
5 diazabicyclo[5.4.0]undec-7-ene (DBU).
- 1 11. The process according to claim 8 wherein the reaction of a compound of Formula  
2 III with a compound of Formula II to give compounds of Formula IV is carried out  
3 in a suitable solvent selected from the group consisting of N,N-  
4 dimethylformamide, dimethylsulfoxide, toluene and xylene.
- 1 12. The process according to claim 8 wherein the reaction of a compound of Formula  
2 II with a compound of Formula III is carried out at temperatures ranging from  
3 about 0°C to about 140°C.
- 1 13. The process according to claim 8 wherein the deprotection of a compound of  
2 Formula IV to give compounds of Formula V is carried out with a deprotecting  
3 agent selected from the group consisting of palladium on carbon, trifluoroacetic  
4 acid (TFA) and hydrochloric acid.
- 1 14. The process according to claim 8 wherein the deprotection of a compound of  
2 Formula IV to give compounds of Formula V is carried out in a suitable solvent

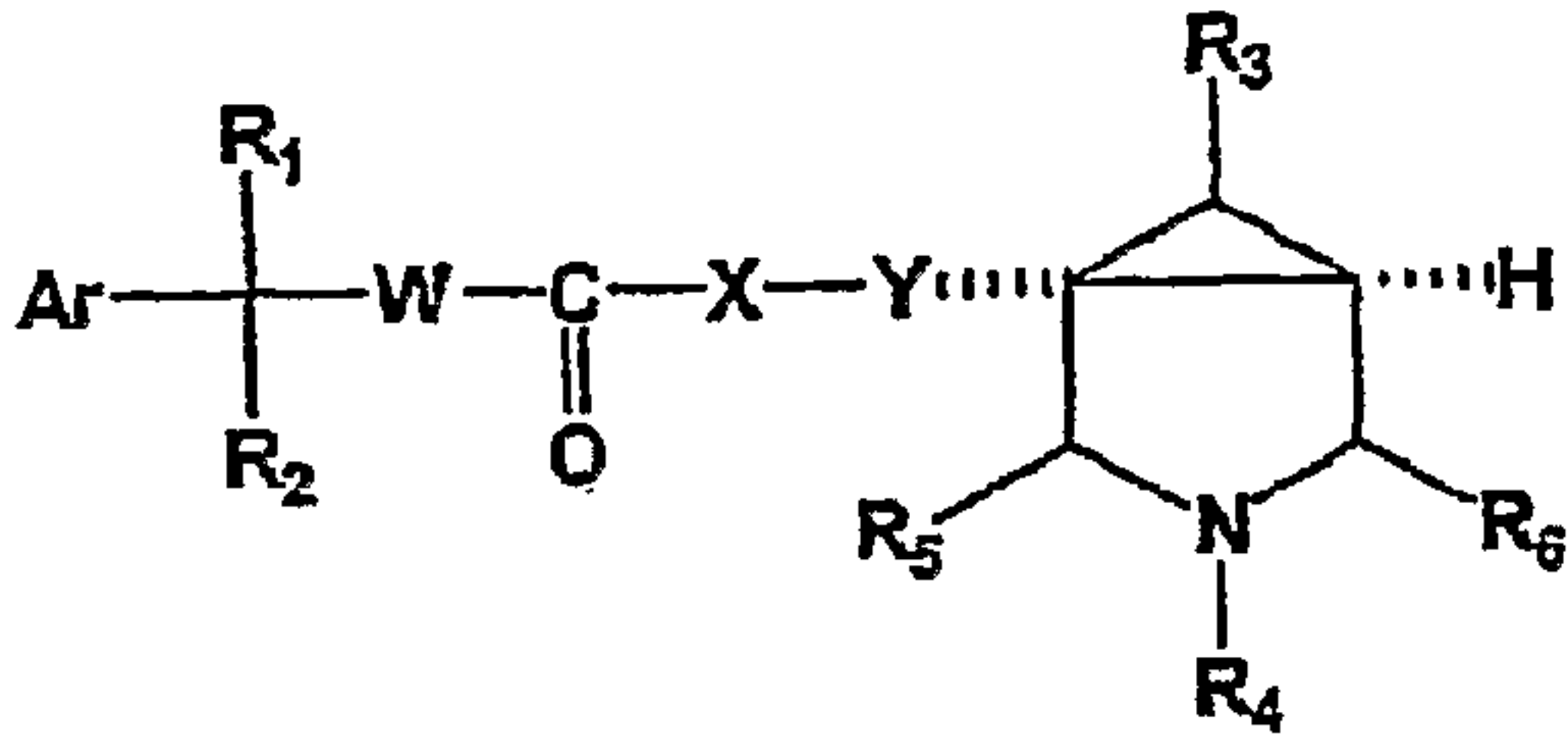


3 selected from the group consisting of methanol, ethanol, tetrahydrofuran and  
4 acetonitrile.

1 15. The process according to claim 8 wherein the N-alkylation or benzylation of a  
2 compound of Formula V to give compounds of Formula I is carried out with a  
3 suitable alkylating or benzylating agent, L-R<sub>4</sub> wherein L is any leaving group and  
4 R<sub>4</sub> is as defined earlier.

1 16. The process according to claim 15 wherein the leaving group L is selected from the  
2 group consisting of halogen, O-mestyl and O-tosyl groups.

1 17. The process according to claim 15 wherein the N-alkylation or benzylation of a  
2 compound of Formula V to give compounds of Formula I is carried out in a  
3 suitable organic solvent selected from the group consisting of N,N-  
4 dimethylformamide, dimethylsulfoxide, tetrahydrofuran and acetonitrile.



(I)