



(12) **United States Design Patent**  
**Witter et al.**

(10) **Patent No.:** **US D729,788 S**  
(45) **Date of Patent:** **\*\* May 19, 2015**

(54) **CASE FOR ELECTRONIC DEVICE**

(71) Applicant: **OTTER PRODUCTS, LLC**, Fort Collins, CO (US)  
(72) Inventors: **Kevin W. Witter**, Fort Collins, CO (US); **Mark A. Giannasi**, Fort Collins, CO (US)  
(73) Assignee: **OTTER PRODUCTS, LLC**, Fort Collins, CO (US)

(\*\*) Term: **14 Years**

(21) Appl. No.: **29/476,649**

(22) Filed: **Dec. 16, 2013**

(51) **LOC (10) Cl.** ..... **14-03**

(52) **U.S. Cl.**  
USPC ..... **D14/250**

(58) **Field of Classification Search**  
USPC ..... D14/238.1, 248, 250, 251–253, 440, D14/447; D13/103, 107–108, 119; D3/201, D3/218, 247, 269, 273, 301, 303; 361/220, 361/379.01, 679.01, 679.02, 679.09, 361/679.21, 679.25, 679.3, 679.4, 679.56, 361/679.57, 759, 807, 816; 379/433.11, 379/451, 455; 455/556.1, 557, 566, 575.1, 455/575.2, 575.8; 206/37, 45.2, 305, 320, 206/216; 320/108, 115; 429/96; 220/4.02; 150/165; 174/50; 235/41, 375, 462; 312/223.1; 396/535; 248/176.3, 188.8, 248/309.1, 371, 668

See application file for complete search history.

(56) **References Cited**

U.S. PATENT DOCUMENTS

D590,382	S	*	4/2009	Shi	.....	D14/248
D595,283	S	*	6/2009	Schellen	.....	D14/248
D595,285	S	*	6/2009	Rouger	.....	D14/248
D599,338	S	*	9/2009	Eguchi	.....	D14/248
D604,284	S	*	11/2009	Rihu	.....	D14/248
D610,135	S	*	2/2010	Hofer et al.	.....	D14/248
D622,714	S	*	8/2010	He	.....	D14/248
D637,592	S	*	5/2011	Magness et al.	.....	D14/250
D651,594	S	*	1/2012	Melanson et al.	.....	D14/250
D663,296	S	*	7/2012	Melanson et al.	.....	D14/250
D673,543	S	*	1/2013	Melanson et al.	.....	D14/250
D673,551	S	*	1/2013	Chang et al.	.....	D14/250
D673,941	S	*	1/2013	Melanson et al.	.....	D14/250
D681,022	S	*	4/2013	Chang et al.	.....	D14/250
D681,023	S	*	4/2013	Weller et al.	.....	D14/250
D681,026	S	*	4/2013	Weller et al.	.....	D14/250
D681,618	S	*	5/2013	Magness et al.	.....	D14/250
D689,851	S	*	9/2013	Chang et al.	.....	D14/250
D692,419	S	*	10/2013	Rayner	.....	D14/250
8,625,982	B2	*	1/2014	Wang	.....	396/535
D715,282	S	*	10/2014	Chang et al.	.....	D14/248
2012/0021810	A1	*	1/2012	Terry	.....	455/575.8
2012/0118773	A1	*	5/2012	Rayner	.....	206/320

\* cited by examiner

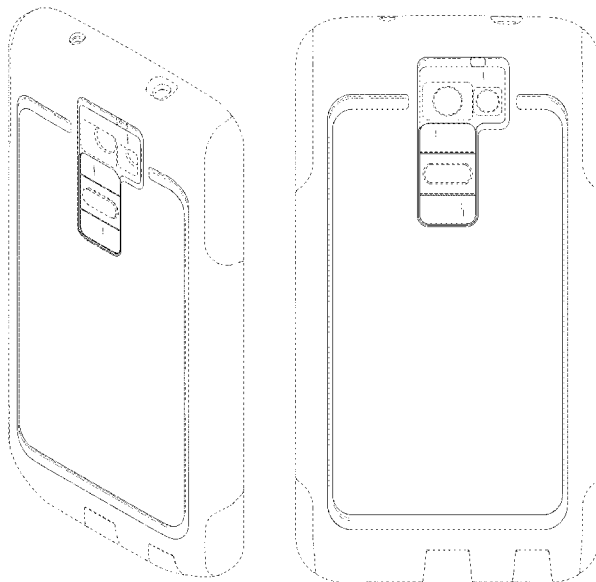
*Primary Examiner* — Carla Jobe Wright

(57) **CLAIM**  
The ornamental design for a case for electronic device, as shown and described.

**DESCRIPTION**

FIG. 1 is a first rear isometric view of a case for electronic device showing our new design;  
FIG. 2 is a rear view thereof; and,  
FIG. 3 is a second rear isometric view thereof.  
In the drawings, the broken lines depict unclaimed environment and form no part of the claimed design.

**1 Claim, 3 Drawing Sheets**



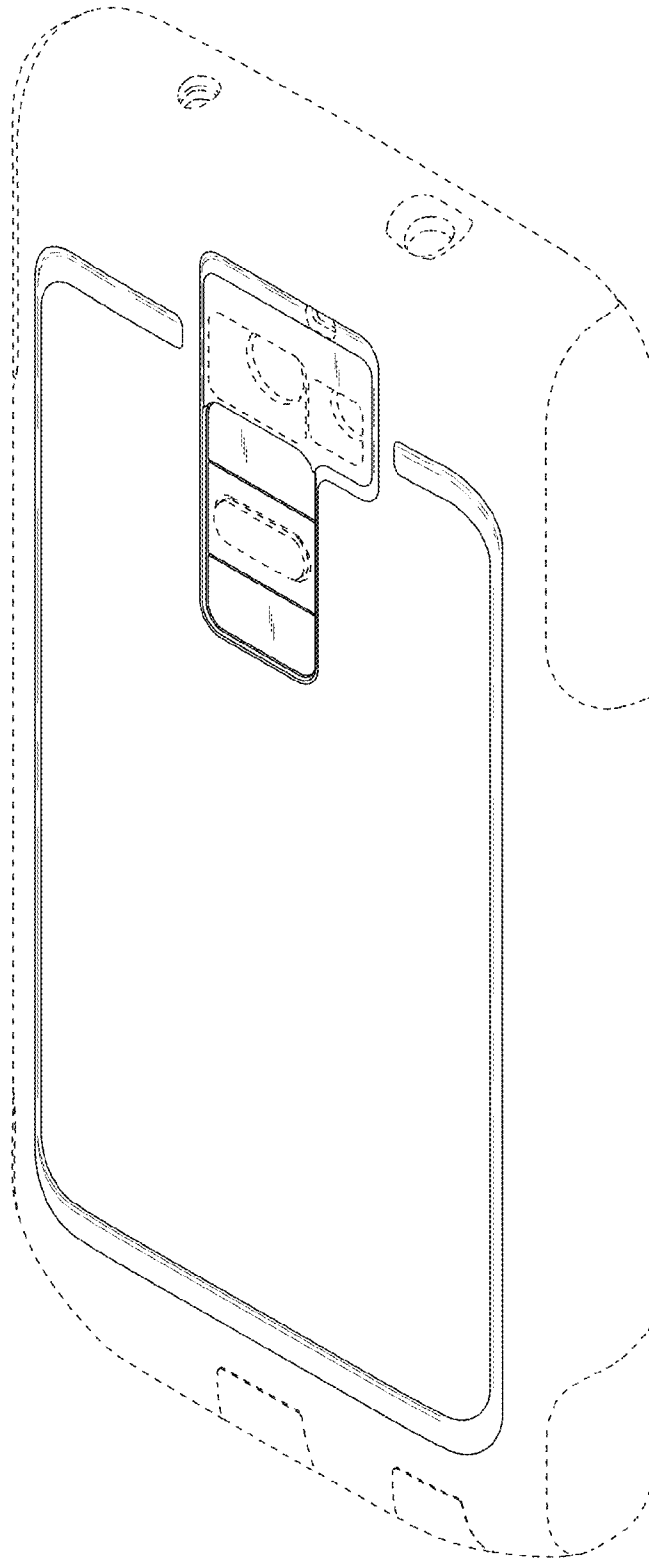


FIG. 1

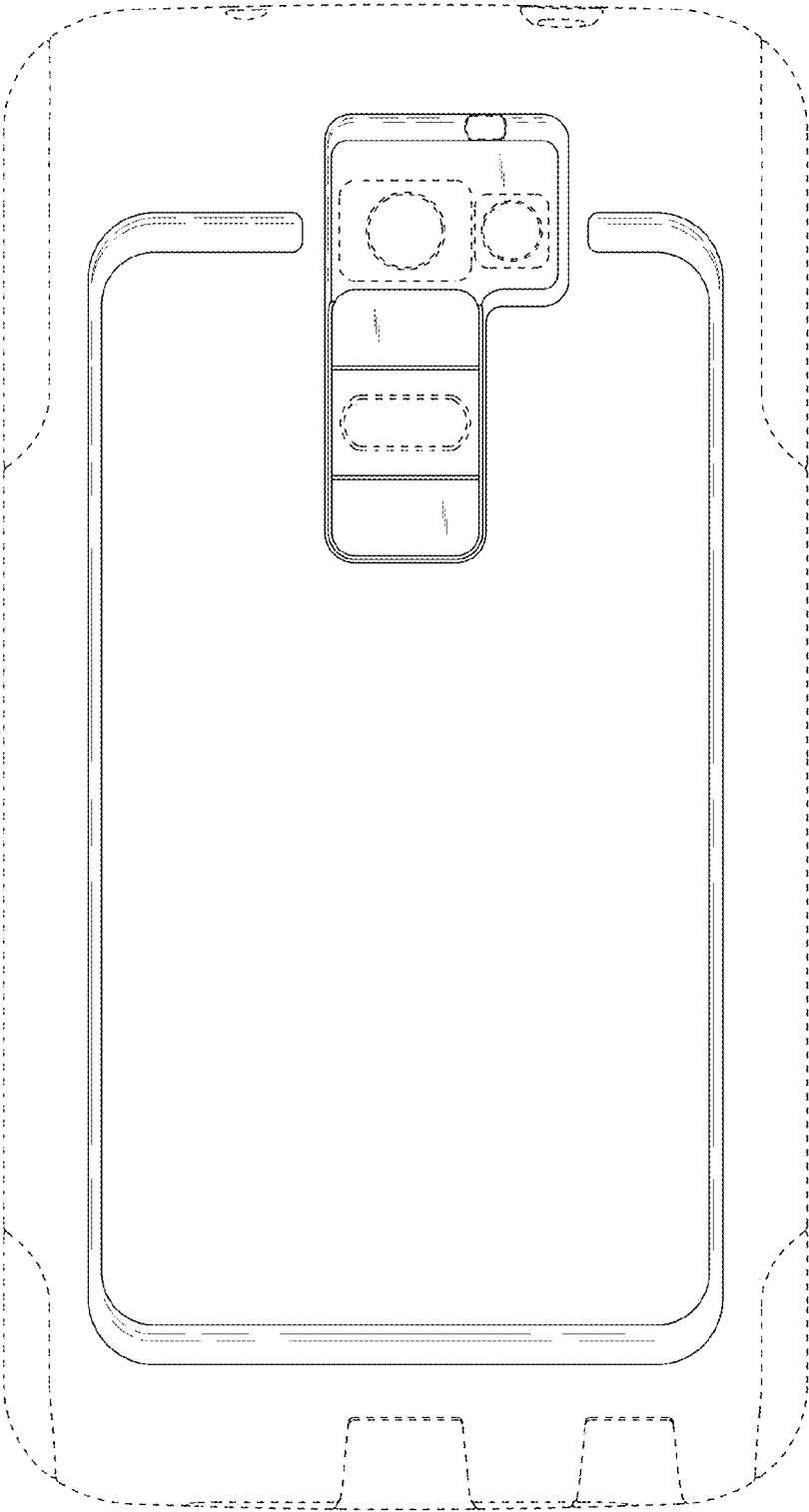


FIG. 2

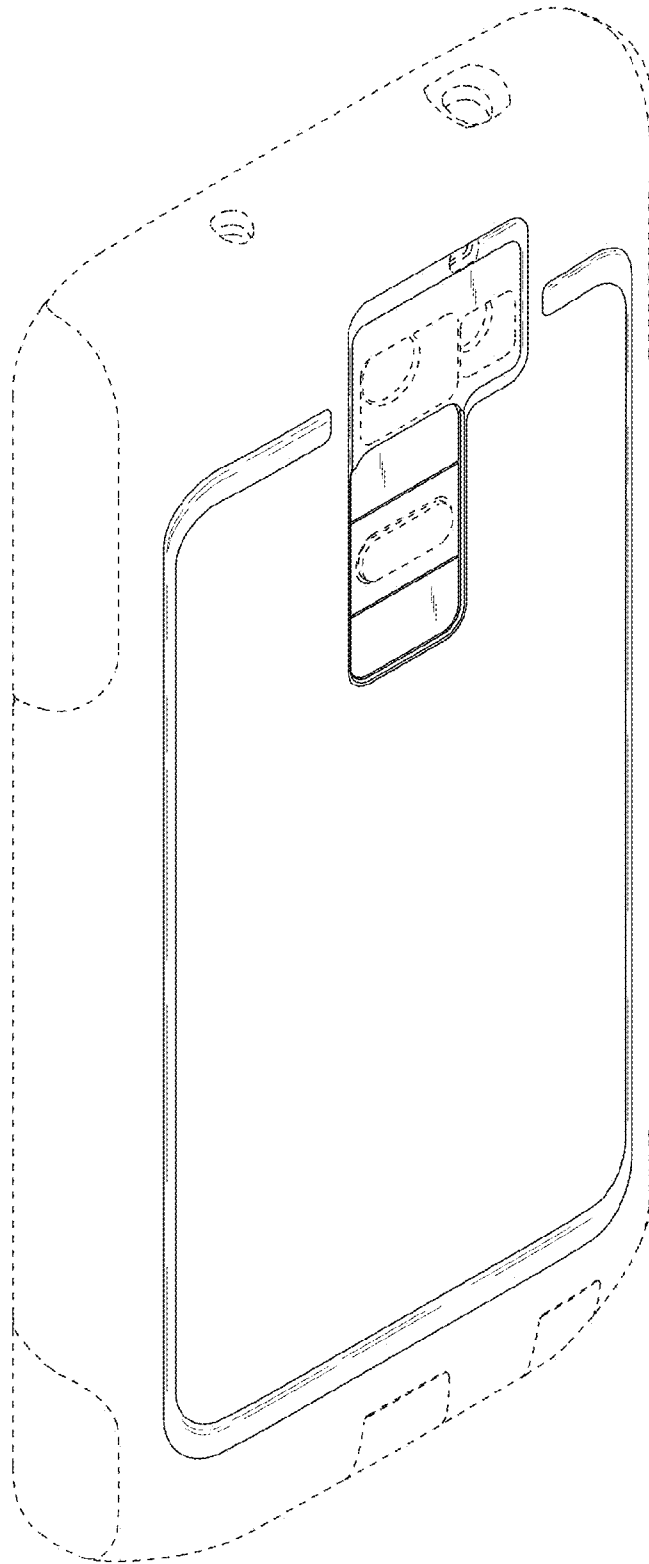


FIG. 3