



US00D707152S

(12) **United States Design Patent Shields**

(10) **Patent No.:** **US D707,152 S**

(45) **Date of Patent:** **** Jun. 17, 2014**

- (54) **EARRING ACCESSORY**
- (71) Applicant: **Monik Shields**, Lancaster, CA (US)
- (72) Inventor: **Monik Shields**, Lancaster, CA (US)
- (**) Term: **14 Years**
- (21) Appl. No.: **29/460,135**
- (22) Filed: **Jul. 8, 2013**
- (51) **LOC (10) Cl.** **11-01**
- (52) **U.S. Cl.**
USPC **D11/86**
- (58) **Field of Classification Search**
USPC D11/1, 40-51, 86, 87, 79-85; 63/12,
63/13, 14.1-14.8, 1.11, 1.18, 20, 23, 26,
63/27
See application file for complete search history.

6,539,749 B2 *	4/2003	Gibbs, III	63/1.11
D541,694 S *	5/2007	Ping	D11/40
7,568,364 B1 *	8/2009	Buskop	63/14.1
8,261,576 B1 *	9/2012	Clements	63/12

* cited by examiner

Primary Examiner — Garth Rademaker
Assistant Examiner — Melanie Pellegrini
 (74) *Attorney, Agent, or Firm* — Christie, Parker & Hale, LLP

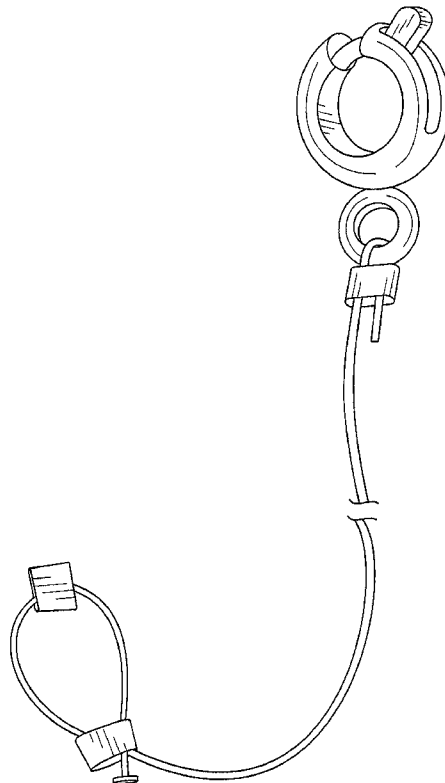
(57) **CLAIM**
 The ornamental design for earring accessory, as shown and described.

DESCRIPTION

FIG. 1 is a perspective view of an earring accessory;
 FIG. 2 is a front elevational view of the earring accessory of FIG. 1;
 FIG. 3 is a perspective view of the earring accessory of FIG. 1; and,
 FIG. 4 is a perspective view of the earring accessory of FIG. 1.
 The earring accessory is shown with a symbolic break in its length. The appearance of any portion of the article between the break lines forms no part of the claimed design.
 The dashed lines shown in the drawings represent a wearer of an earring accessory and related objects and do not form a part of the claimed design.

- (56) **References Cited**
 U.S. PATENT DOCUMENTS
 2,506,116 A * 5/1950 Starkey 63/14.2
 D175,867 S * 10/1955 Sustain D11/86
 3,163,026 A * 12/1964 Kenny 63/14.2
 D301,700 S * 6/1989 Coleman D11/86
 D337,963 S * 8/1993 Gladorisi D11/40
 D388,356 S * 12/1997 Lucas et al. D11/86
 5,809,803 A * 9/1998 Stracuzzi 63/12
 D406,544 S * 3/1999 Leonard D11/40
 D419,908 S * 2/2000 Leonard D11/86

1 Claim, 4 Drawing Sheets



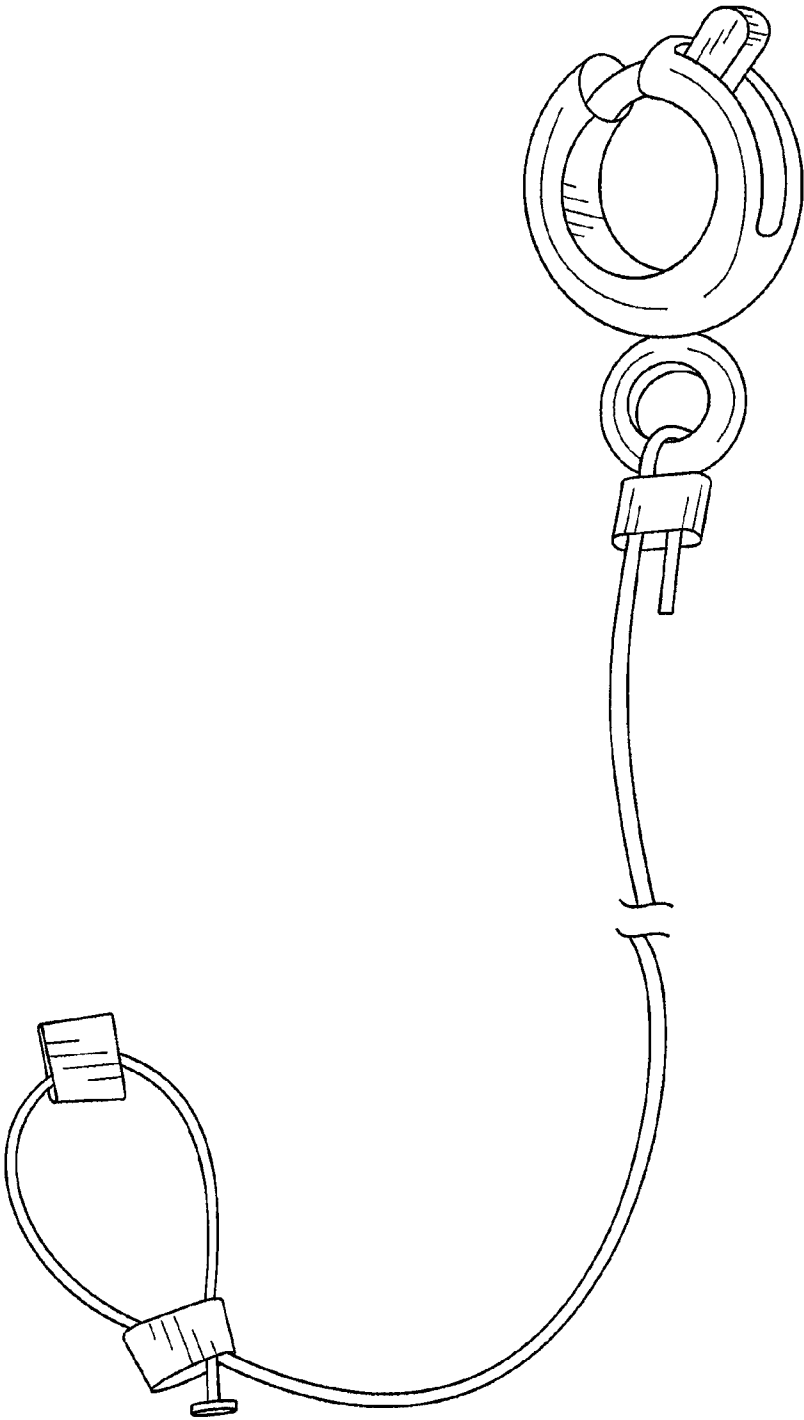


FIG. 1

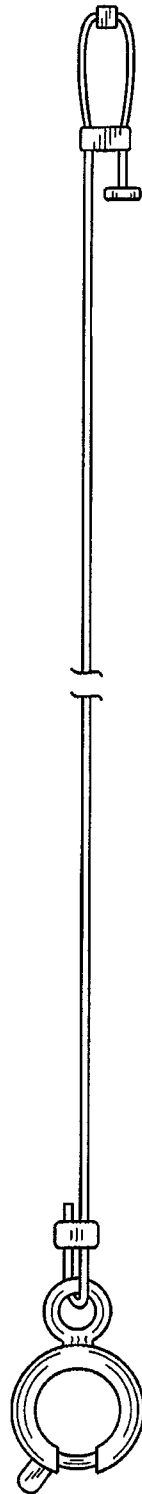


FIG. 2

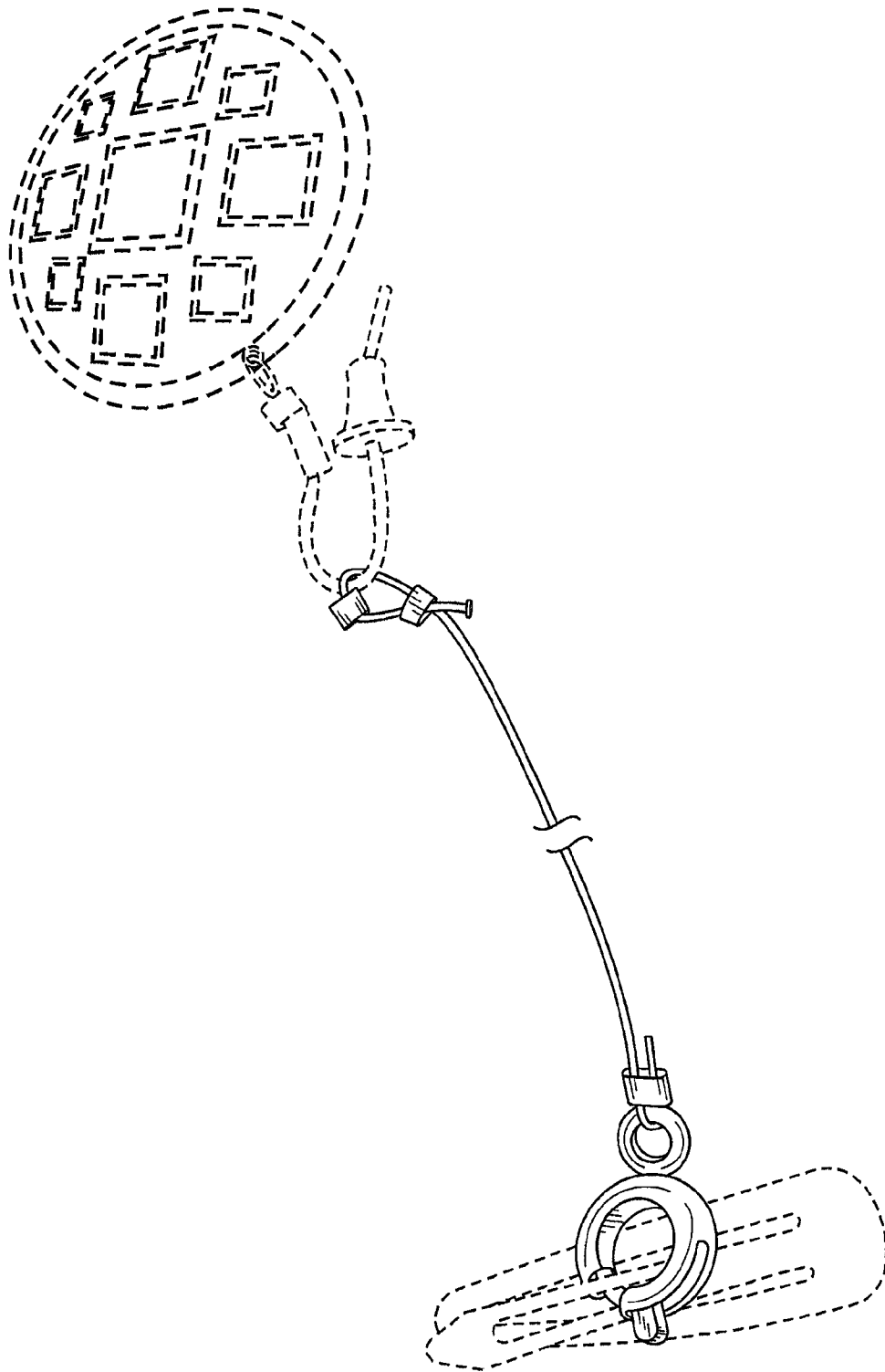


FIG. 3

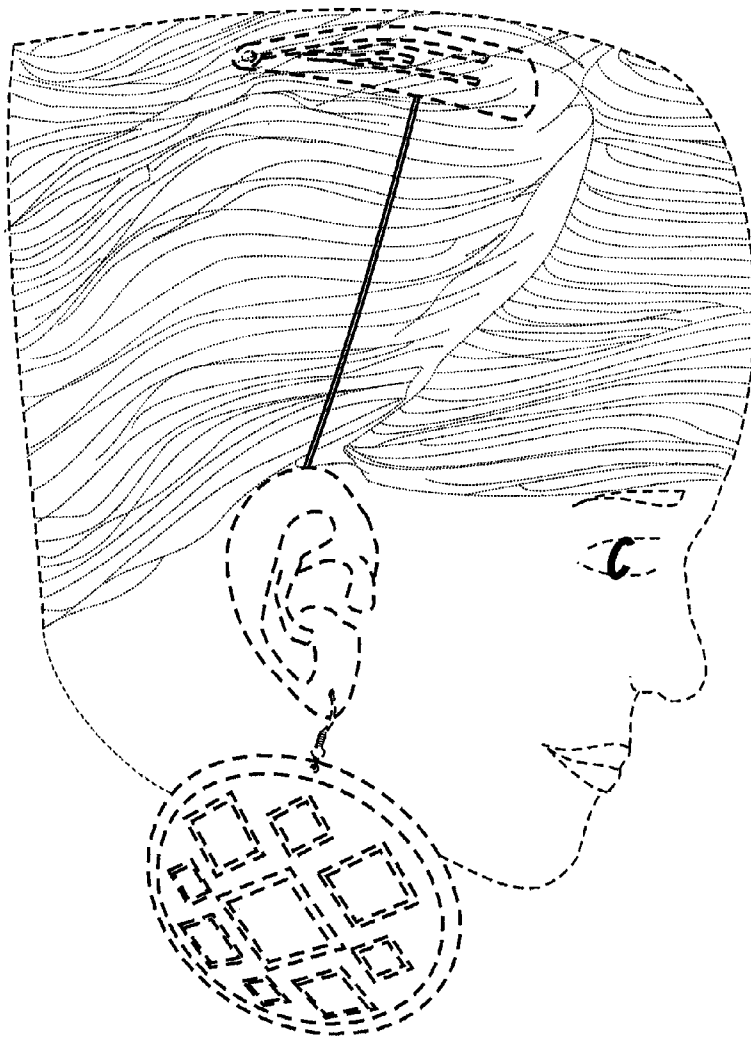


FIG. 4