



US00D945232S

(12) **United States Design Patent**  
**Panosian et al.**

(10) **Patent No.:** **US D945,232 S**

(45) **Date of Patent:** **\*\* Mar. 8, 2022**

(54) **PLIERS**

(71) Applicant: **TOUGHBUILT INDUSTRIES, INC.,**  
Lake Forest, CA (US)

(72) Inventors: **Michael H. Panosian**, Irvine, CA (US);  
**Joshua Keeler**, Bradbury, CA (US)

(73) Assignee: **TOUGHBUILT INDUSTRIES, INC.,**  
Lake Forest, CA (US)

(\*\*) Term: **15 Years**

(21) Appl. No.: **29/692,067**

(22) Filed: **May 22, 2019**

(51) **LOC (13) Cl.** ..... **08-05**

(52) **U.S. Cl.**  
USPC ..... **D8/52**

(58) **Field of Classification Search**  
USPC ..... D8/51-58, 105, 107  
CPC ..... B25B 7/02; B25B 7/00; B25B 7/06  
See application file for complete search history.

(56) **References Cited**

U.S. PATENT DOCUMENTS

D369,534 S *	5/1996	Liou	.....	D8/52
D801,771 S *	11/2017	Wu	.....	D8/52
D817,132 S *	5/2018	Yang	.....	D8/52
D827,403 S *	9/2018	Fritz	.....	D8/52

D855,428 S *	8/2019	Wu	.....	D8/52
D859,111 S *	9/2019	Zhang	.....	D8/52
D890,588 S *	7/2020	Wong	.....	D8/52
D891,888 S *	8/2020	Jepping	.....	D8/52
D894,712 S *	9/2020	Panosian	.....	D8/107
D911,144 S *	2/2021	Panosian	.....	D8/107
11,027,399 B2 *	6/2021	Hoppe	.....	B25B 7/02
2016/0294168 A1 *	10/2016	Hoppe	.....	B25B 7/22

\* cited by examiner

*Primary Examiner* — Deanna L Pratt

(74) *Attorney, Agent, or Firm* — Nolte Lackenbach  
Siegel; Myron Greenspan

(57) **CLAIM**

The ornamental design of pliers, as shown and described.

**DESCRIPTION**

FIG. 1 is a bottom-right perspective view of the pliers showing our new design;

FIG. 2 is a top-right perspective view thereof;

FIG. 3 is a front elevational view thereof;

FIG. 4 is a rear elevational view thereof;

FIG. 5 is a right elevational view thereof;

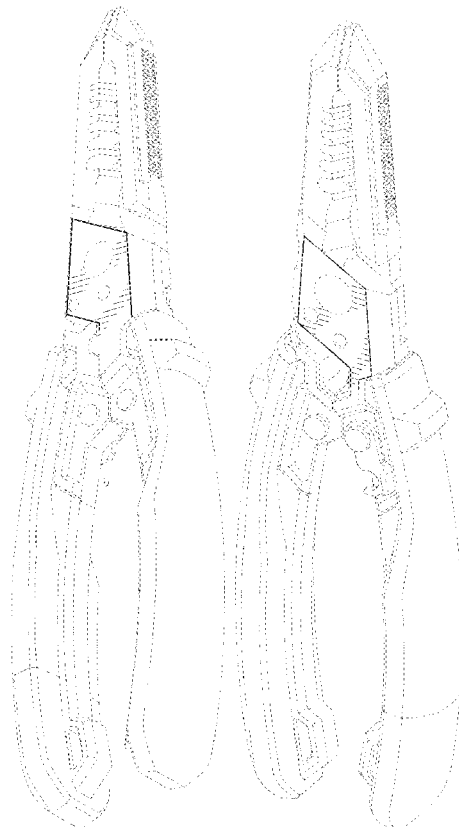
FIG. 6 is a left elevational view thereof;

FIG. 7 is a top plan view thereof; and,

FIG. 8 is a bottom plan view thereof.

The dashed lines shown in the figures represent environmental subject matter and form no part of the claimed design.

**1 Claim, 6 Drawing Sheets**



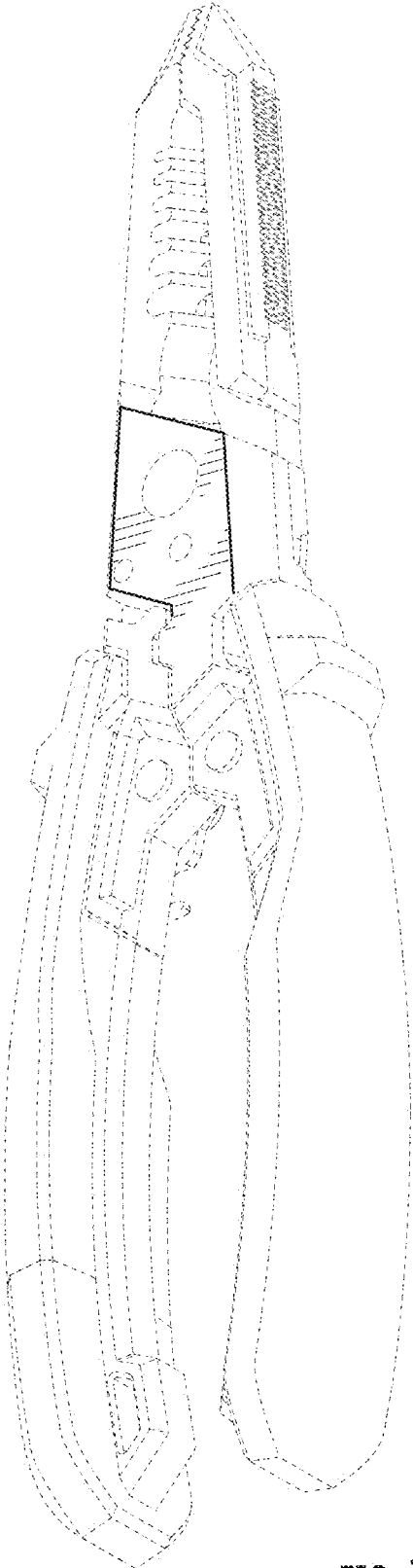


FIG. 1

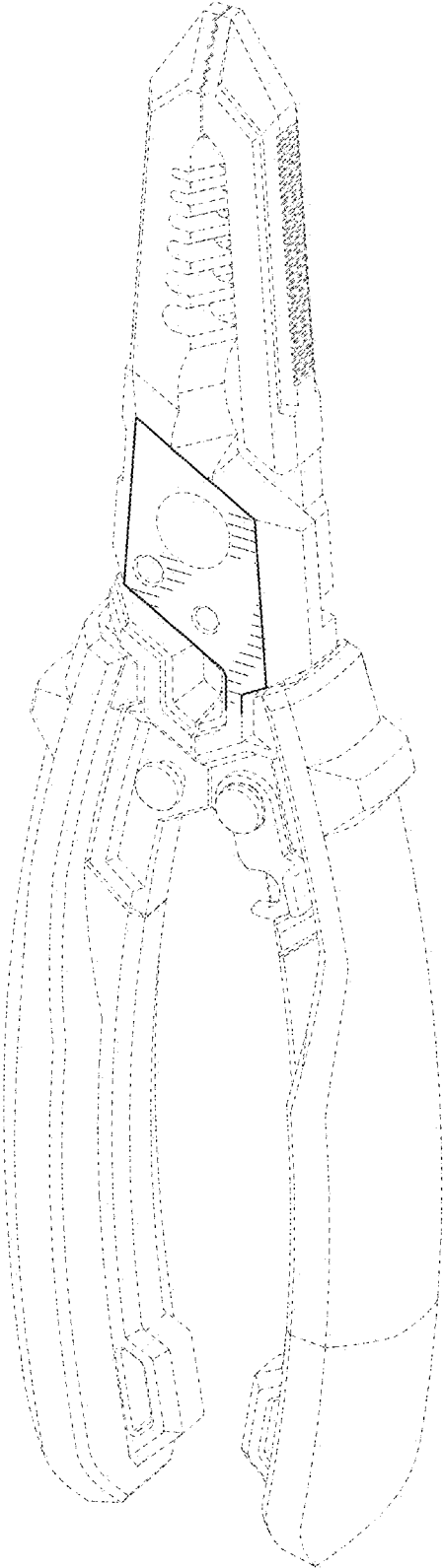


FIG. 2

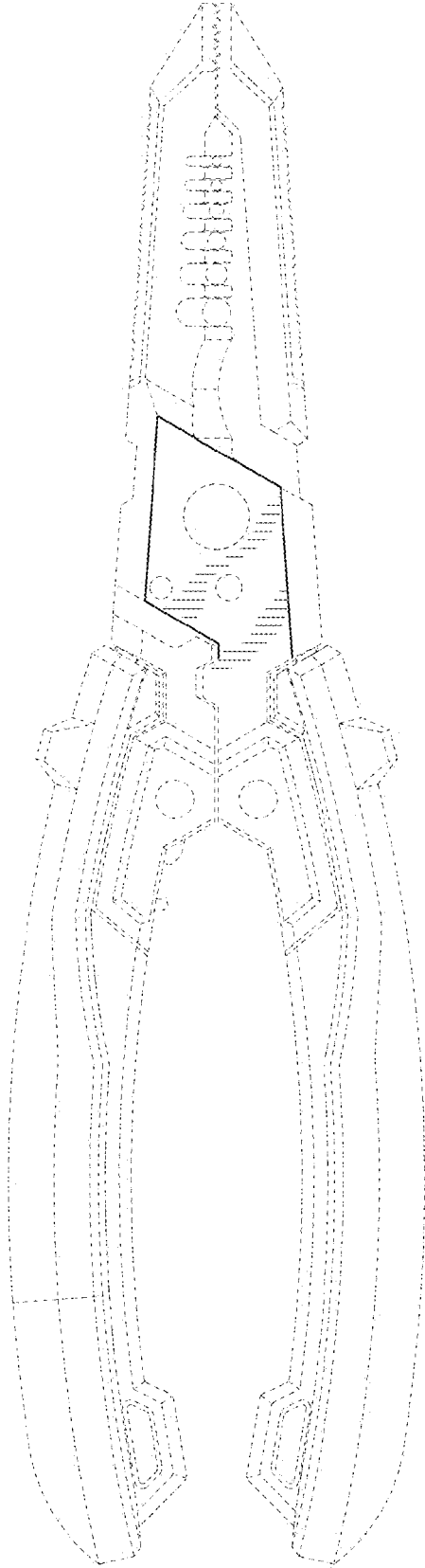


FIG. 3

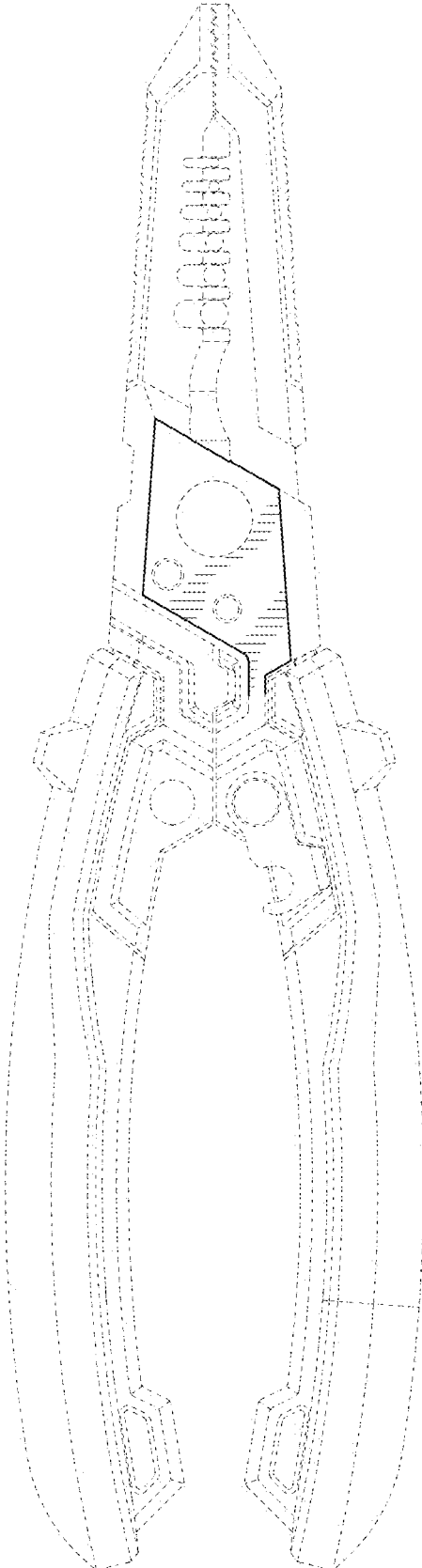


FIG. 4

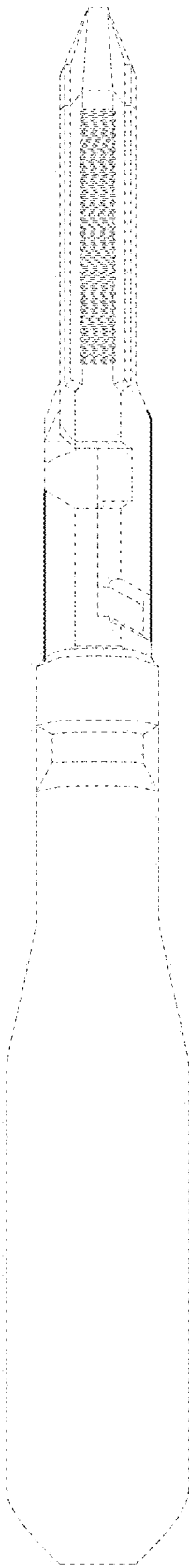


FIG. 5

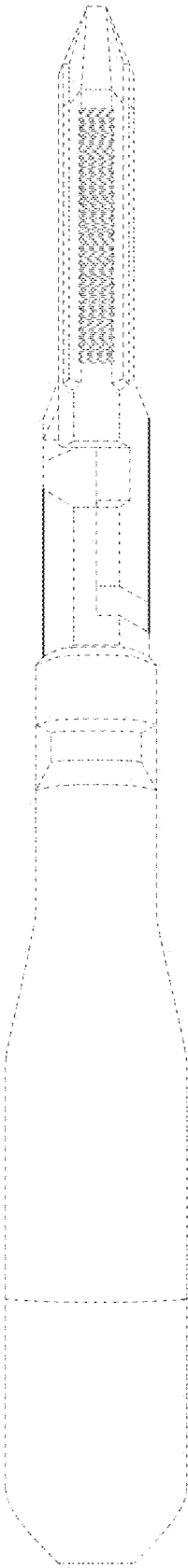


FIG. 6

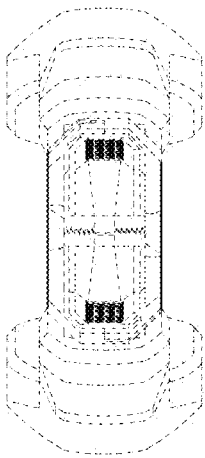


FIG. 7

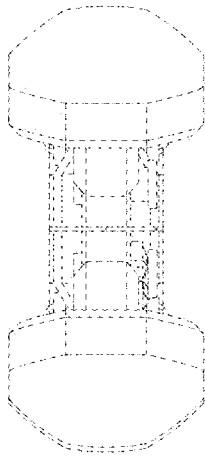


FIG. 8