

(19) World Intellectual Property
Organization
International Bureau



(43) International Publication Date
30 June 2005 (30.06.2005)

PCT

(10) International Publication Number
WO 2005/058716 A1

(51) International Patent Classification⁷: **B65D 8/04**, 25/42

(21) International Application Number:
PCT/EP2004/013215

(22) International Filing Date:
22 November 2004 (22.11.2004)

(25) Filing Language: English

(26) Publication Language: English

(30) Priority Data:
03257941.9 17 December 2003 (17.12.2003) EP

(71) Applicant (for AE, AG, AL, AM, AT, AU, AZ, BA, BB, BE, BG, BR, BW, BY, BZ, CA, CH, CN, CO, CR, CU, CY, CZ, DE, DK, DM, DZ, EC, EE, EG, ES, FI, GB, GD, GE, GH, GM, HR, HU, ID, IL, IN, IS, JP, KE, KG, KP, KR, KZ, LC, LK, LR, LT, LU, LV, MA, MD, MG, MK, MN, MW, MX, MZ, NA, NI, NO, NZ, OM, PG, PH, PL, PT, RO, RU, SC, SD, SE, SG, SK, SL, SY, SZ, TJ, TM, TN, TR, TT, TZ, UA, UG, UZ,

VC, VN, YU, ZA, ZM, ZW only): **CROWN PACKAGING TECHNOLOGY INC** [US/US]; 11535 S. Central Avenue, ALSIP, Illinois 60803-2599 (US).

(71) Applicant (for LS only): **CROWN PACKAGING UK PLC** [GB/GB]; Downsview Road, Wantage Oxfordshire OX12 9BP (GB).

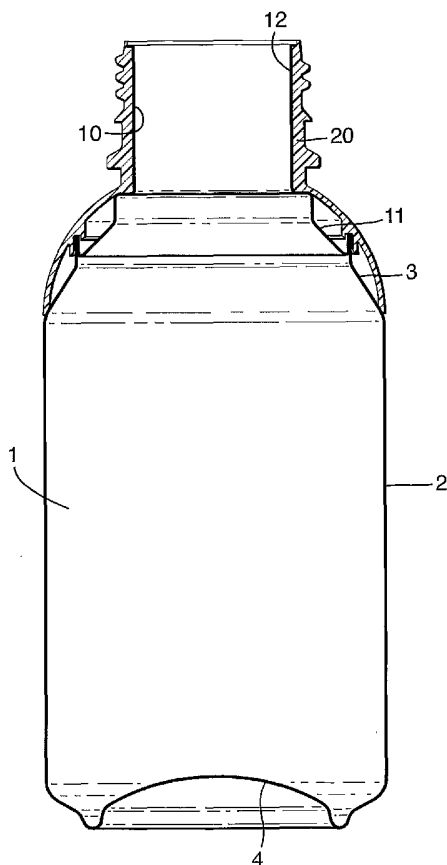
(72) Inventors; and

(75) Inventors/Applicants (for US only): **DUNWOODY, Paul, Robert** [GB/GB]; 3 Witan Way, Wantage Oxfordshire OX12 9YA (GB). **MARRIOTT, Philip, Alan** [GB/GB]; 16 Wayland Road, Wantage Oxfordshire OX12 0BH (GB). **NAYAR, Sudesh, Kumar** [GB/GB]; 4 St Helens View, Swindon Wiltshire SN1 4JN (GB). **PAVELY, Andrew, Philip** [GB/GB]; "Robin Hood", Back Lane, Swindon Wiltshire SN26 7BJ (GB).

(74) Agent: **RATLIFE, Ismay, Hilary**; CROWN Packaging UK PLC, Downsview Road, Wantage Oxfordshire OX12 9BP (GB).

[Continued on next page]

(54) Title: RECLOSABLE METAL CONTAINER



(57) Abstract: A reclosable metal container in the style of a bottle-shaped can has a conventional can body (1) of steel or aluminium to which a metal neck component (10) is seamed. A sleeve (20) of plastics fits over the neck component and a detent (21) inside the sleeve clips it onto the seam. The upper edge of the sleeve is fixed in place by a curl (15) on the upper edge of the neck component. By using a separate neck component and hiding the seam under a sleeve, conventional sizes and material gauges can be used for the can body. Thicker material may be used for the neck component in order to withstand necking forces. Threads (25) for closing the container are provided on the sleeve.

WO 2005/058716 A1



(81) **Designated States** (*unless otherwise indicated, for every kind of national protection available*): AE, AG, AL, AM, AT, AU, AZ, BA, BB, BG, BR, BW, BY, BZ, CA, CH, CN, CO, CR, CU, CZ, DE, DK, DM, DZ, EC, EE, EG, ES, FI, GB, GD, GE, GH, GM, HR, HU, ID, IL, IN, IS, JP, KE, KG, KP, KR, KZ, LC, LK, LR, LS, LT, LU, LV, MA, MD, MG, MK, MN, MW, MX, MZ, NA, NI, NO, NZ, OM, PG, PH, PL, PT, RO, RU, SC, SD, SE, SG, SK, SL, SY, TJ, TM, TN, TR, TT, TZ, UA, UG, US, UZ, VC, VN, YU, ZA, ZM, ZW.

(84) **Designated States** (*unless otherwise indicated, for every kind of regional protection available*): ARIPO (BW, GH,

GM, KE, LS, MW, MZ, NA, SD, SL, SZ, TZ, UG, ZM, ZW), Eurasian (AM, AZ, BY, KG, KZ, MD, RU, TJ, TM), European (AT, BE, BG, CH, CY, CZ, DE, DK, EE, ES, FI, FR, GB, GR, HU, IE, IS, IT, LU, MC, NL, PL, PT, RO, SE, SI, SK, TR), OAPI (BF, BJ, CF, CG, CI, CM, GA, GN, GQ, GW, ML, MR, NE, SN, TD, TG).

Published:

— *with international search report*

For two-letter codes and other abbreviations, refer to the "Guidance Notes on Codes and Abbreviations" appearing at the beginning of each regular issue of the PCT Gazette.

RECLOSABLE METAL CONTAINER

This invention relates to a reclosable metal container such as a can of steel or aluminium. In particular, but not exclusively, it relates to a bottle-shaped can for packaging beverages.

5 So-called "bottle cans" have been proposed in patent applications such as JP-A-2003165539, for example, in which a container body is closed at one end by a can end seamed to the body to form a base, and at the opposite end is necked inwardly to form a shoulder. A portion of
10 the can body extends away from the free edge of the shoulder into a cylindrical portion which is threaded so as to be closed by a screw closure.

 Alternative proposals for bottle cans use plastic collets to provide a thread for reclosing the can instead
15 of threading the metal neck.

 US-A-2,864,529 describes an overcap for a metal containers having a cone or raised top, the overcap covering a seam which joins the cone to the body of the container. DE 29980137 U describes a plastic component
20 which covers the seam between a neck component and a can body. JP 10 167356 A describes a shoulder cover for fixing a cap which is removeably mounted on a container body.

 Whilst these current proposals are workable in
25 theory, there are, in practice, a number of practical problems. Necking of the container body sufficiently to provide a neck finish for reclosing may involve up to 56 necking stages. Because of its material properties, this is not usually possible if the container is made of steel
30 of conventional thickness (for example 0.08 mm). In order

-2-

to withstand necking forces, the steel would need to be thicker than is conventional and therefore less economic to use. Furthermore, less metal exposure is acceptable with steel than with aluminium.

5 Non-standard sizes of can bodies may need to be used since a standard 355 ml capacity can with a plastic screw threaded neck would be too tall for manufacturing lines.

This invention seeks to overcome these problems and to provide a bottle can which enables standard tooling to be used, irrespective of the desired neck finish.

10 According to the present invention, there is provided a reclosable container comprising a metal can body having a base and a side wall, a metal neck component seamed to a free end of the can body, the neck component comprising a generally frustoconical shoulder portion and a cylindrical portion, the container further comprising a sleeve which fits over the metal neck component and covers the seam between the neck component and can body; characterised in that the sleeve is of plastics material, extends over the cylindrical portion of the neck component and is threaded to allow reclosability of the container.

It should be noted that the term "generally frustoconical" is intended herein to mean both a precise frustoconical shape and shapes which reduce the cross-sectional area of the container such as a stepped shoulder portion.

The can body is typically a standard beverage can body which can be mass-produced using regular beverage can manufacturing lines. Different neck finishes can be

offered by a range of neck components and plastic sleeves. The can body may be made from steel or aluminium of thin gauges such as 0.1 mm for aluminium, 0.08 mm for steel. The neck component may be of thicker material and provides barrier properties to prevent, for example, passage of gas which may affect the product in the container.

According to a preferred aspect of the invention, the sleeve includes a detent for fixing the sleeve onto the seam. This detent provides a seal to prevent water ingress. Ideally the open end of the sleeve may be retained by a curl on the neck component. Generally the can body has a small necked-in region at the end to which the neck component is seamed. The sleeve may extend over this region on the can body so as to fit against the can body side wall and resist water ingress.

The sleeve may be profiled so as to correspond to the shoulder shape on a conventional plastic bottle. In this embodiment the neck component includes a support region between the frustoconical and cylindrical portions. This support region may be a second cylindrical portion of larger diameter than the first cylindrical portion such that the first cylindrical portion supports the threaded part of the plastic sleeve and the second portion supports a part of the sleeve which is profiled to a shoulder shape.

Preferred embodiments of the invention will now be described, by way of example only, with reference to the drawings, in which:

-4-

Figure 1 is a schematic side section of a first embodiment of container according to the invention; and

Figure 2 is an enlarged side section of the shoulder and neck region of the container of figure 1.

5 Figure 1 shows a container comprising a can body 1, neck component 10 and sleeve 20. The can is a typical beverage can body comprising a side wall 2, necked at its upper end 3, and an integral domed base 4. The can body is made of sheet metal, typically steel or aluminium in
10 the range of 0.25 mm to 0.35 mm thick with walls reduced in thickness during manufacture.

Neck component 10 comprises a metal support having a generally frustoconical part 11 and a cylindrical portion 12. As best shown in figure 2, a second
15 cylindrical portion 13 is joined to the first cylindrical portion by a shoulder 14. The neck component terminates in a flange or, ideally, curl 15 at its upper end which holds the plastic sleeve 20 in position. The sleeve thus also hides the cut edge of the neck component. At its
20 lower end the neck component is fixed by a double seam 16 to the can body 1.

If the container is closed by a plastics closure having a bore seal, the bore seal will impart further cut edge protection. In this instance the cut edge of curl 15
25 would be trapped between the sleeve 20 and the bore seal of the closure.

The sleeve 20 has a curved sheath 23 with a hook-shaped detent 21 which clips onto the seam 16. Annulus 22 provides further location of the sleeve over the seam.
30 The sleeve of figures 1 and 2 is thus fixed in position

-5-

by the detent 21 and neck component flange 15. In this embodiment, the sleeve 20 has a cylindrical upper portion 24 which is threaded 25. Below thread 25 the upper portion includes a neck support ring 26 for handling
5 purposes.

For aesthetic reasons the sleeve may be shaped so as to blend into the side wall of the can body. The sleeve may be made of thin plastics so that extra support for the curved shape is provided by shoulder 14 of the neck
10 component.

-6-

CLAIMS:-

1. A reclosable container comprising:
a metal can body (1) having a base (4) and a side
5 wall (2),
a metal neck component (10) seamed to a free end of
the can body, the neck component comprising a generally
frustoconical shoulder portion (11) and a cylindrical
portion (12), and
10 a sleeve (20) which fits over the metal neck
component (10) and covers the seam (16) between the neck
component (10) and can body (1);
characterised in that the sleeve is of plastics
material, extends over the cylindrical portion (12) of
15 the neck component (10) and is threaded (25) to allow
reclosability of the container.
2. A container according to claim 1, in which the
sleeve (20) includes a detent (21) for fixing the sleeve
20 onto the seam (16).
3. A container according to claim 1 or claim 2, in
which the neck component (10) includes a support region
(14) between the frustoconical and cylindrical portions.

25

Fig. 1.

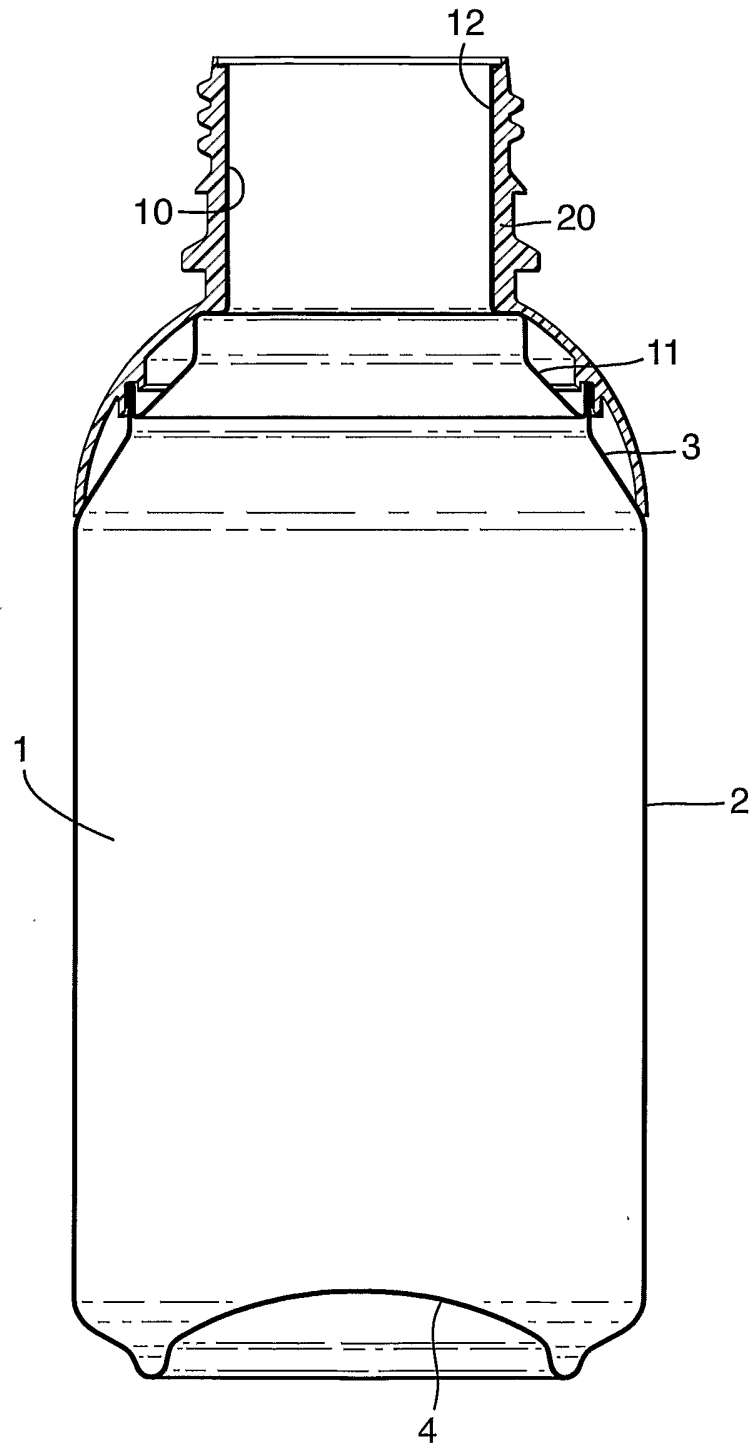
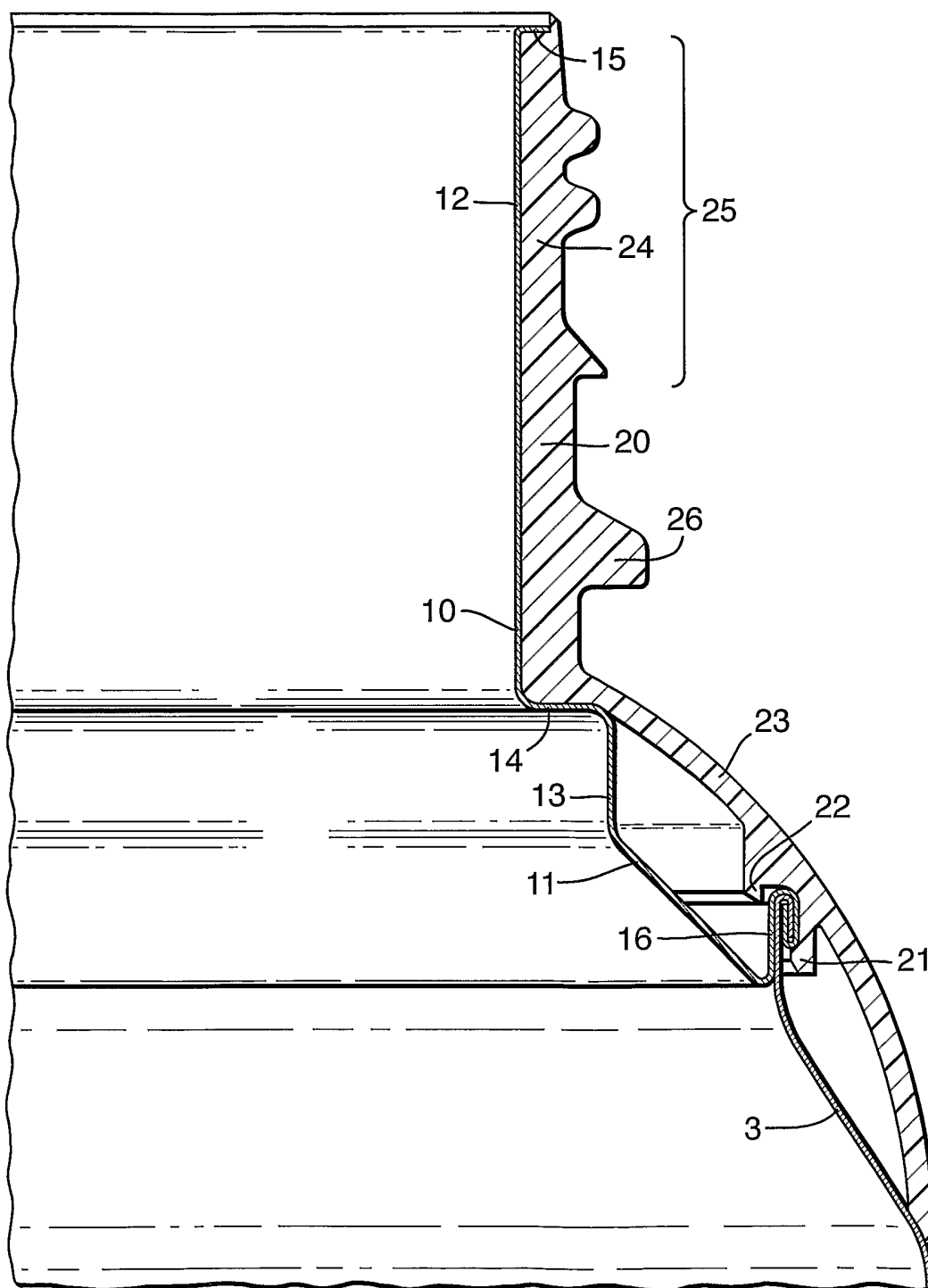


Fig.2.



INTERNATIONAL SEARCH REPORT

International Application No
PCT/EP2004/013215

A. CLASSIFICATION OF SUBJECT MATTER IPC 7 B65D8/04 B65D25/42				
According to International Patent Classification (IPC) or to both national classification and IPC				
B. FIELDS SEARCHED				
Minimum documentation searched (classification system followed by classification symbols) IPC 7 B65D				
Documentation searched other than minimum documentation to the extent that such documents are included in the fields searched				
Electronic data base consulted during the international search (name of data base and, where practical, search terms used) EPO-Internal				
C. DOCUMENTS CONSIDERED TO BE RELEVANT				
Category °	Citation of document, with indication, where appropriate, of the relevant passages	Relevant to claim No.		
Y	DE 30 05 378 A1 (THE NIPPON ALUMINIUM MANUFACTURING CO.,LTD) 14 August 1980 (1980-08-14) page 8, line 26 - page 9, line 15; figure 1	1-3		
Y	US 4 883 192 A (KRUGMAN ROBERT) 28 November 1989 (1989-11-28) column 2, line 29 - line 40; figures 1-3	1-3		
A	US 2 864 529 A (JOHN HENCHERT) 16 December 1958 (1958-12-16) column 2, line 37 - line 59; figures 1,3,4	1-3		
A	DE 299 80 137 U (BODENSCHATZ ANNE) 16 August 2001 (2001-08-16) page 6, line 19 - page 7, line 17; figure 3	1		
----- -/--				
<input checked="" type="checkbox"/> Further documents are listed in the continuation of box C.				
<input checked="" type="checkbox"/> Patent family members are listed in annex.				
° Special categories of cited documents :				
<table style="width: 100%; border: none;"> <tr> <td style="width: 50%; vertical-align: top; padding: 5px;"> *A* document defining the general state of the art which is not considered to be of particular relevance *E* earlier document but published on or after the international filing date *L* document which may throw doubts on priority claim(s) or which is cited to establish the publication date of another citation or other special reason (as specified) *O* document referring to an oral disclosure, use, exhibition or other means *P* document published prior to the international filing date but later than the priority date claimed </td> <td style="width: 50%; vertical-align: top; padding: 5px;"> *T* later document published after the international filing date or priority date and not in conflict with the application but cited to understand the principle or theory underlying the invention *X* document of particular relevance; the claimed invention cannot be considered novel or cannot be considered to involve an inventive step when the document is taken alone *Y* document of particular relevance; the claimed invention cannot be considered to involve an inventive step when the document is combined with one or more other such documents, such combination being obvious to a person skilled in the art. *&* document member of the same patent family </td> </tr> </table>			*A* document defining the general state of the art which is not considered to be of particular relevance *E* earlier document but published on or after the international filing date *L* document which may throw doubts on priority claim(s) or which is cited to establish the publication date of another citation or other special reason (as specified) *O* document referring to an oral disclosure, use, exhibition or other means *P* document published prior to the international filing date but later than the priority date claimed	*T* later document published after the international filing date or priority date and not in conflict with the application but cited to understand the principle or theory underlying the invention *X* document of particular relevance; the claimed invention cannot be considered novel or cannot be considered to involve an inventive step when the document is taken alone *Y* document of particular relevance; the claimed invention cannot be considered to involve an inventive step when the document is combined with one or more other such documents, such combination being obvious to a person skilled in the art. *&* document member of the same patent family
A document defining the general state of the art which is not considered to be of particular relevance *E* earlier document but published on or after the international filing date *L* document which may throw doubts on priority claim(s) or which is cited to establish the publication date of another citation or other special reason (as specified) *O* document referring to an oral disclosure, use, exhibition or other means *P* document published prior to the international filing date but later than the priority date claimed	*T* later document published after the international filing date or priority date and not in conflict with the application but cited to understand the principle or theory underlying the invention *X* document of particular relevance; the claimed invention cannot be considered novel or cannot be considered to involve an inventive step when the document is taken alone *Y* document of particular relevance; the claimed invention cannot be considered to involve an inventive step when the document is combined with one or more other such documents, such combination being obvious to a person skilled in the art. *&* document member of the same patent family			
Date of the actual completion of the international search <p style="text-align: center;">7 March 2005</p>	Date of mailing of the international search report <p style="text-align: center;">17/03/2005</p>			
Name and mailing address of the ISA European Patent Office, P.B. 5818 Patentlaan 2 NL - 2280 HV Rijswijk Tel. (+31-70) 340-2040, Tx. 31 651 epo nl, Fax: (+31-70) 340-3016	Authorized officer <p style="text-align: center;">Vesterholm, M</p>			

INTERNATIONAL SEARCH REPORT

International Application No
PCT/EP 2004/013215

C.(Continuation) DOCUMENTS CONSIDERED TO BE RELEVANT

Category *	Citation of document, with indication, where appropriate, of the relevant passages	Relevant to claim No.
A	US 2 105 027 A (DAVIS GEORGE C) 11 January 1938 (1938-01-11) figures 1-4 -----	1
A	EP 0 443 558 A (STOLZ HEINRICH GMBH) 28 August 1991 (1991-08-28) figures 1,2 -----	1
A	US 2 339 763 A (CALLESON AMOS ET AL) 25 January 1944 (1944-01-25) figure 13 -----	1-3

INTERNATIONAL SEARCH REPORT
 Information on patent family members

International Application No
 PCT/EP2004/013215

Patent document cited in search report	Publication date	Patent family member(s)	Publication date
DE 3005378	A1	14-08-1980	JP 55107638 A 18-08-1980
			JP 60056573 B 11-12-1985
			JP 1294336 C 26-12-1985
			JP 56045235 A 24-04-1981
			JP 60016862 B 27-04-1985
			JP 1276970 C 16-08-1985
			JP 56053834 A 13-05-1981
			JP 59053129 B 24-12-1984
			JP 1439658 C 19-05-1988
			JP 56053837 A 13-05-1981
			JP 62036775 B 08-08-1987
			JP 56059529 U 21-05-1981
			JP 60004905 Y2 14-02-1985
			JP 1450052 C 11-07-1988
			JP 56066339 A 04-06-1981
			JP 62047093 B 06-10-1987
			US 4313545 A 02-02-1982

US 4883192	A	28-11-1989	NONE

US 2864529	A	16-12-1958	NONE

DE 29980137	U	16-08-2001	DE 29817738 U1 10-12-1998
			DE 29904143 U1 23-09-1999
			DE 29980137 U1 16-08-2001
			AU 1546100 A 26-04-2000
			WO 0020285 A2 13-04-2000
			DE 19981971 D2 12-04-2001
			EP 0997381 A1 03-05-2000

US 2105027	A	11-01-1938	NONE

EP 0443558	A	28-08-1991	DE 9002135 U1 26-04-1990
			EP 0443558 A1 28-08-1991

US 2339763	A	25-01-1944	NONE
