



US00D509689S

(12) **United States Design Patent** (10) **Patent No.:** **US D509,689 S**  
**Ho** (45) **Date of Patent:** **\*\* Sep. 20, 2005**

(54) **CAN DISPENSER**  
(75) Inventor: **Yeong Ho**, Cupertino, CA (US)  
(73) Assignee: **Connetics Corporation**, Palo Alto, CA (US)  
(\*\*) Term: **14 Years**  
(21) Appl. No.: **29/213,449**  
(22) Filed: **Sep. 16, 2004**

5,289,943 A 3/1994 Powell  
5,294,020 A 3/1994 Kunz  
5,396,997 A 3/1995 Johnson  
D369,708 S 5/1996 Breen  
5,531,356 A 7/1996 Baker  
D380,113 S \* 6/1997 Byrd ..... D6/515  
D381,849 S \* 8/1997 Snyder ..... D6/515  
5,788,117 A 8/1998 Zimmanck  
D402,837 S \* 12/1998 Boire et al. .... D6/515  
D402,838 S \* 12/1998 Sherbet ..... D5/515  
D482,914 S \* 12/2003 Prasad ..... D6/515

**Related U.S. Application Data**

(62) Division of application No. 29/166,604, filed on Aug. 29, 2002.  
(51) **LOC (8) Cl.** ..... **20-02**  
(52) **U.S. Cl.** ..... **D6/515**  
(58) **Field of Search** ..... D6/515, 518, 520;  
206/389; 211/49.1, 86.01; 222/173, 181.1;  
221/282-283

**References Cited**

**U.S. PATENT DOCUMENTS**

1,714,469 A 5/1929 Hoffman  
2,382,191 A 8/1945 Welchselbaum  
2,996,344 A 8/1961 Garman  
3,203,553 A 8/1965 Pendergrast, Jr. et al.  
3,298,763 A 1/1967 DiDomenico  
3,809,448 A 5/1974 Rakaska  
4,098,383 A 7/1978 Carpman  
D263,354 S 3/1982 Jones  
4,510,770 A 4/1985 Vella  
D342,420 S \* 12/1993 Ienna ..... D6/515

**FOREIGN PATENT DOCUMENTS**

EP 0 154 075 9/1985

\* cited by examiner

*Primary Examiner*—Brian N Vinson

(74) *Attorney, Agent, or Firm*—Townsend and Townsend and Crew LLP; Gerald T. Gray

(57) **CLAIM**

The ornamental design for the can dispenser, as shown and described.

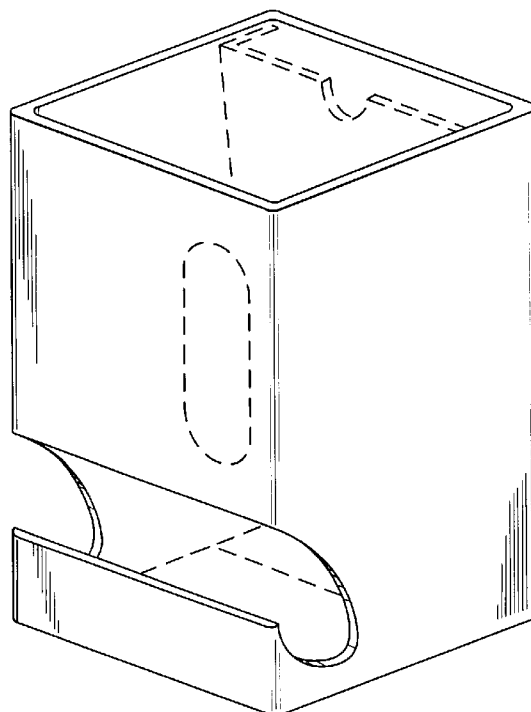
**DESCRIPTION**

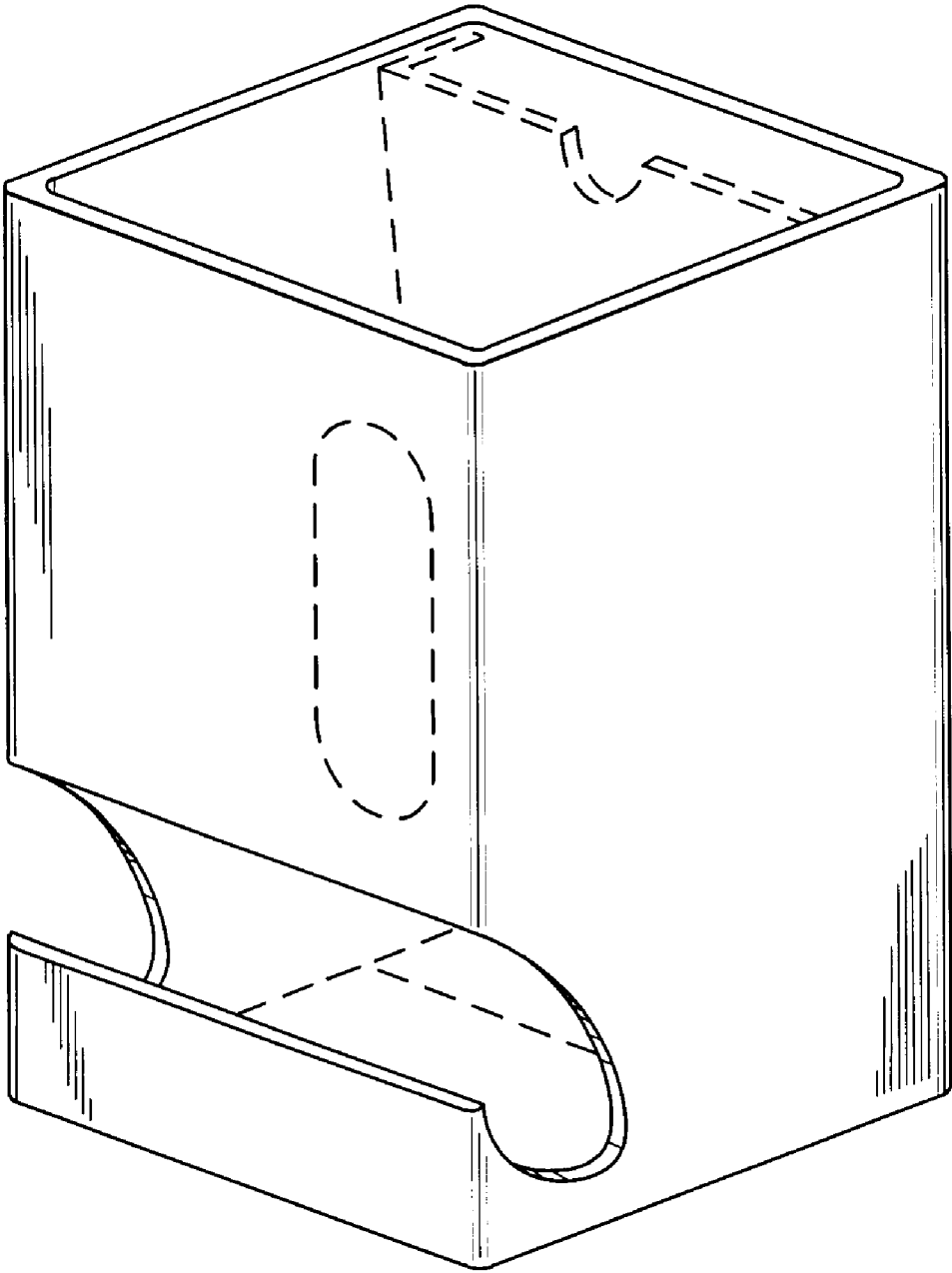
FIG. 1 is a top, front, and right side perspective view of a can dispenser showing my new design, the broken-line disclosure being understood to form no part of the claimed design; and,

FIG. 2 is a top plan view thereof.

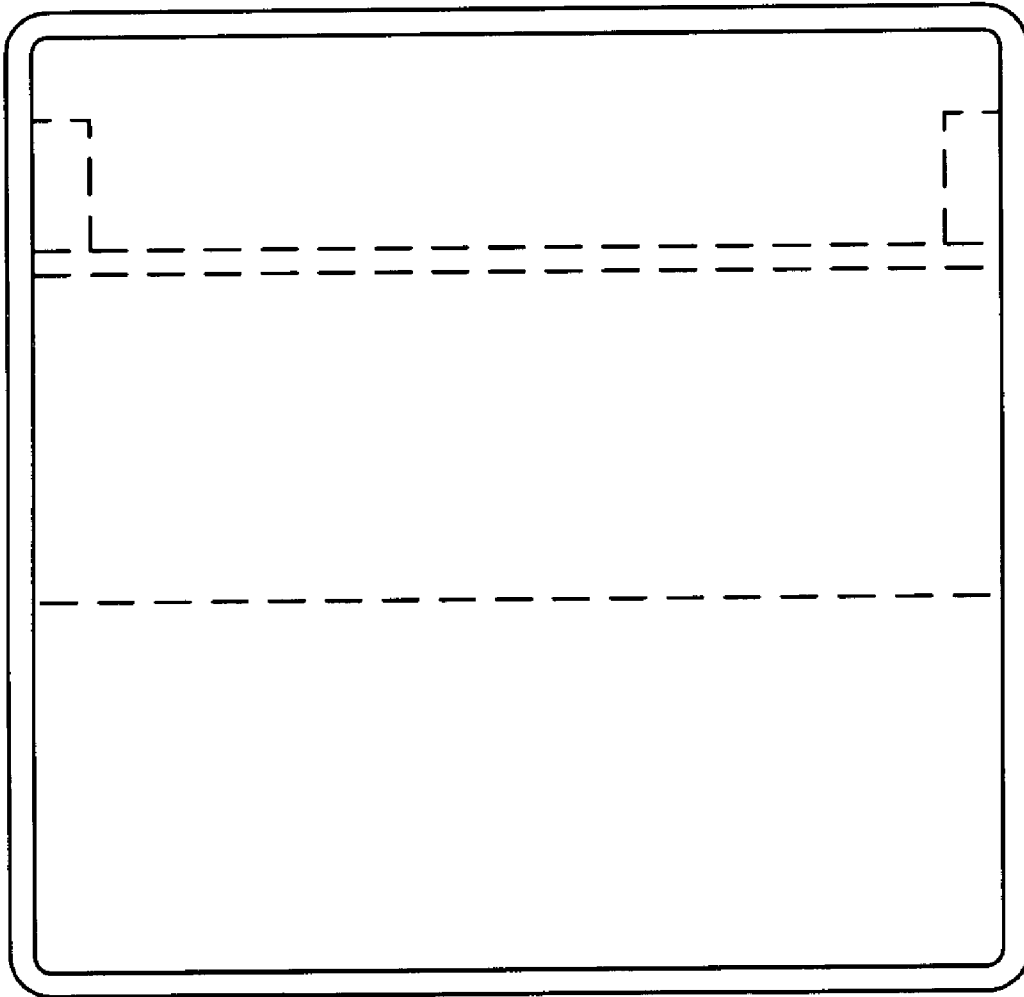
The broken line showing throughout the drawing views is included for the purpose of illustrating environmental structure and is not part of the claimed design.

**1 Claim, 2 Drawing Sheets**





**FIG. 1**



**FIG. 2**