

P. R. WARREN.
 DISPLAY CARD.
 APPLICATION FILED AUG. 29, 1913.

1,093,303.

Patented Apr. 14, 1914.

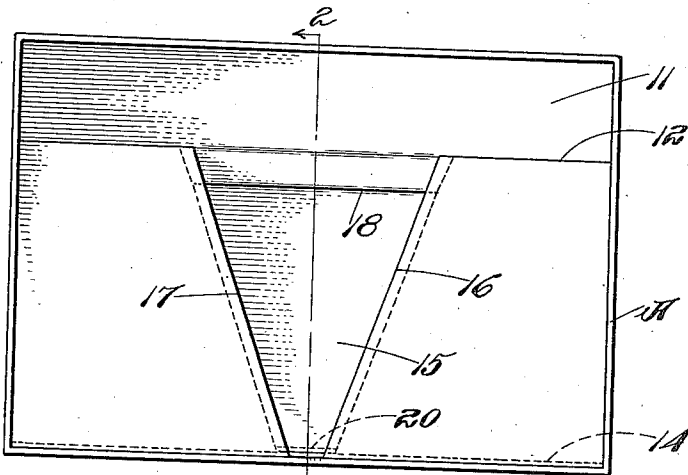


Fig. 1.

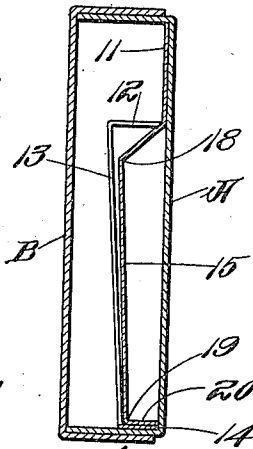


Fig. 2.

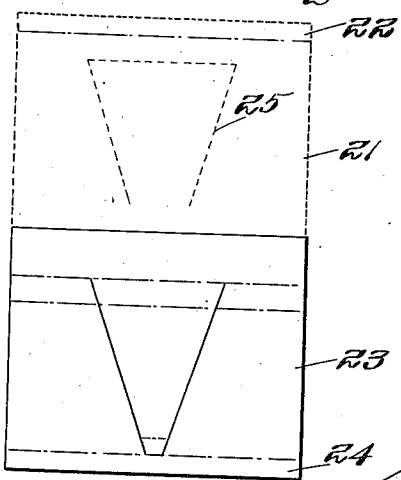


Fig. 3.

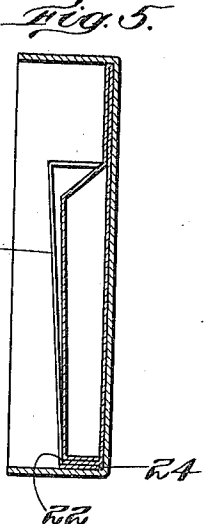


Fig. 4.

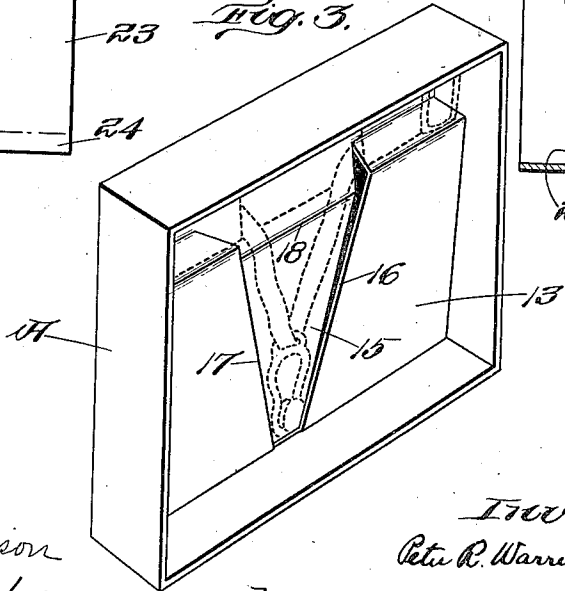


Fig. 5.

Witnesses:
 Alice K. Morrison
 John H. Parker

Inventor:
 Peter R. Warren
 By Macdonald, Calver, Copeland & Dwyer
 Attys.

UNITED STATES PATENT OFFICE.

PETER R. WARREN, OF BOSTON, MASSACHUSETTS.

DISPLAY-CARD.

1,093,303.

Specification of Letters Patent.

Patented Apr. 14, 1914.

Application filed August 29, 1913. Serial No. 787,383.

To all whom it may concern:

Be it known that I, PETER R. WARREN, a citizen of the United States, residing at Boston, county of Suffolk, State of Massachusetts, have invented a certain new and useful Improvement in Display-Cards, of which the following is a specification, reference being had therein to the accompanying drawings.

My invention has for its object a card on which garters or like articles may be displayed for sale.

The card is particularly intended to display a single pair of garters and to hold the garters in place in such a manner that it will be unnecessary to tie them up or band them as has heretofore ordinarily been done.

The display card embodying my invention is intended primarily for use with the individual box within which a single pair of garters is packed for shipment, but, in modified form, may be used also as an easel for display of the garters independently of the box.

The display card is simple and inexpensive and little or no labor is required to put the garters in place on it and so pack the goods for shipment.

The invention will be understood from the following description taken in connection with the accompanying drawings, and the novel features thereof are particularly pointed out and clearly defined in the claims at the close of this specification.

In the drawings, Figure 1 is a front elevation of a display card embodying my invention, the said card being in place in a box from which the cover has been removed. Fig. 2 is a vertical section on line 2—2, Fig. 1, but shows the box with the cover in place. Fig. 3 is a view in perspective of the card shown in Fig. 1, a garter in place thereon being indicated in dotted lines. Fig. 4 is a front view of a display card embodying my invention in modified form, the shape of the blank from which it is made being indicated by dotted lines. Fig. 5 is a vertical section of the card shown in Fig. 4 in place in a box.

Referring to the drawings and particularly to Figs. 1, 2, and 3, there is shown at A, the box and at B the cover within which the display card is contained, the card being of a size and shape to fit the interior of the box and be held in place by being sprung into the box. The display card itself is made from a single blank of cardboard or

other suitable material cut and bent as will be described. The upper portion 11 of the card lies against the bottom of the box. At 12, is shown a shelf upon which a portion of the garter rests with another portion hanging down. The shelf 12 is made by bending the card at right angles to its upper portion 11. The portion 13 is inclined somewhat with relation to the shelf 12 and is provided with an inturned edge 14 which lies adjacent the lower side of the box with its edge in contact with the bottom of the box. The natural resiliency of the box is such that the card and the garter thereon are held in place in the box by contact with the sides of the box. In practice, the display card is sprung into place in the box. At 15 is shown a V-shaped buckle supporting member or tongue which while being also inclined lies nearer the bottom of the box and is below the level of the surface of the card below the shelf so that when the garter is in place, the buckle portion thereof will be confined between the two side edges 16 and 17 and cannot become displaced. The buckle supporting member is creased at 18 and 19, and the bottom portion 20 lies in contact with the inturned edge 14 of the card thereby holding the parts in place.

In Figs. 4 and 5 is shown a modification of my improved display card. It is the same as that previously described except that it is provided with a back 21 having a folded edge 22 which is secured to the inturned edge 24 of the portion 23, thereby forming the card into a completed structure independent of the box in which it is contained. At 25, is shown a tab which may be bent outwardly to form a support so that the card can be used as an easel when desired.

What I claim is:

1. A display card formed of a single sheet of material slitted to form a tongue portion integral with the body and entirely within the borders thereof, the body having a substantially vertical top portion above the tongue, the said body portion having on each side of the tongue a substantially horizontal shelf portion and a downwardly extending leg portion, the body portion below the tongue being bent to form a substantially horizontal base, the said tongue portion being bent to form at its upper end a shelf portion which slopes downward at an angle to the shelf of the body, thence a leg portion which extends downward at an an-

gle to said shelf portion to the said base of the body, thence is bent to form a substantially horizontal foot which rests on the inner face of the base of the body.

5 2. A display card formed of a single sheet of material slitted to form a tongue portion integral with the body and entirely within the borders thereof, the body having a substantially vertical top portion above the tongue, the said body portion having on 10 each side of the tongue a substantially horizontal shelf portion and a downwardly extending leg portion at an acute angle to the shelf portion, the body portion below the 15 tongue being bent to form a substantially horizontal base, the said tongue portion being bent to form at its upper end a shelf portion which slopes downward at an angle to the shelf of the body, thence a leg portion 20 which extends downward at an angle to said shelf portion to the said base of the body, thence is bent to form a substantially horizontal foot which rests on the inner face of the base of the body.

25 3. A display card formed of a single sheet of material slitted to form a tongue portion at some distance below the top, the body portion being bent in a line with the upper end of said tongue portion at substantially 30 right angles to the upper part of the body, forming a shelf, said body being bent down from the edge of the shelf portion to form a leg, said tongue portion being bent to form at its upper end a shelf portion which slopes 35 downward in a plane at an acute angle to the shelf of the body portion, thence is bent downward to form a leg portion which together with the leg portions of the body support said card.

40 4. A display card formed of a single sheet of material slitted to form a tongue portion at some distance below the top, the body portion being bent in a line with the upper end of said tongue portion at substantially

right angles to the upper part of the body, 45 forming a shelf, said body being bent down from the edge of the shelf portion to form a leg, and thence is bent to form at its lower end a substantially horizontal base, said tongue portion being bent to form at its upper 50 end a shelf portion which slopes downward in a plane at an acute angle to the shelf of the body portion, thence is bent downward to form a leg portion, and thence is bent to form a substantially horizontal 55 foot which rests on the inner face of the base of said body portion.

5. A display card formed of a single sheet of material slitted to form a tongue portion integral with the body and entirely within 60 the borders thereof, the body having a substantially vertical top portion above the tongue, the said body portion having on each side of the tongue a substantially horizontal shelf portion and a downwardly extending leg portion, the body portion below 65 the tongue being bent to form a substantially horizontal base, the said tongue portion being bent to form at its upper end a shelf portion which slopes downward at an angle to the shelf of the body, thence a leg portion which extends downward at an angle to said shelf portion to the said base of 70 the body, thence is bent to form a substantially horizontal foot which rests on the inner face of the base of the body, in combination with a box having one wall which is engaged by the upper end of the body portion and a wall at the opposite side which is engaged by the base of the body portion 80 of said display card.

In testimony whereof I affix my signature, in presence of two witnesses.

PETER R. WARREN.

Witnesses:

ALICE H. MORRISON,
HELEN M. PURCELL.