

May 9, 1950

S. G. NORVICH

2,507,382

GARMENT

Filed July 14, 1947

2 Sheets-Sheet 1

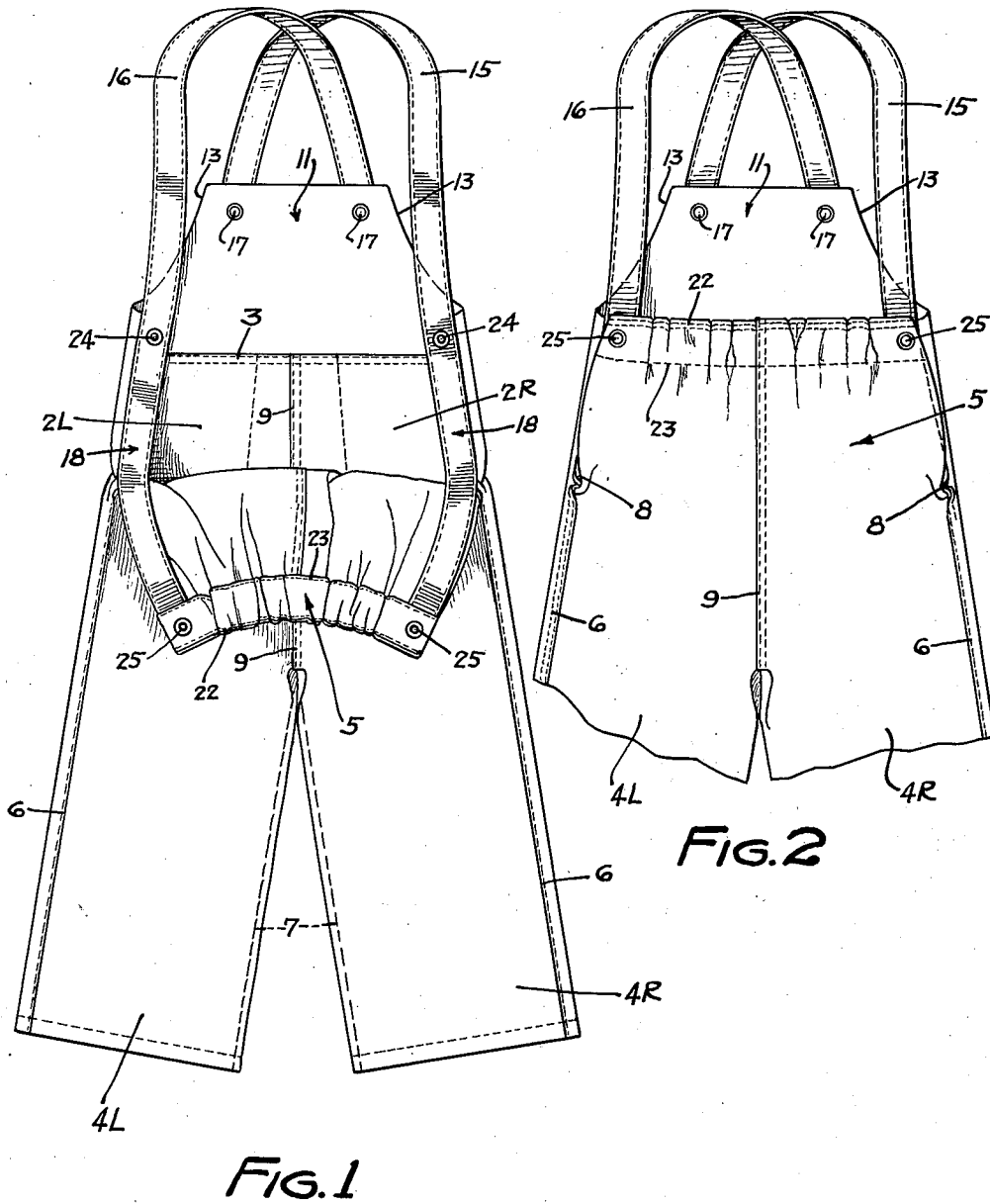


FIG. 2

FIG. 1

INVENTOR.  
SAMUEL G. NORVICH  
BY *Paul, Paul & Moore*  
ATTORNEYS.

May 9, 1950

S. G. NORVICH  
GARMENT

2,507,382

Filed July 14, 1947

2 Sheets-Sheet 2

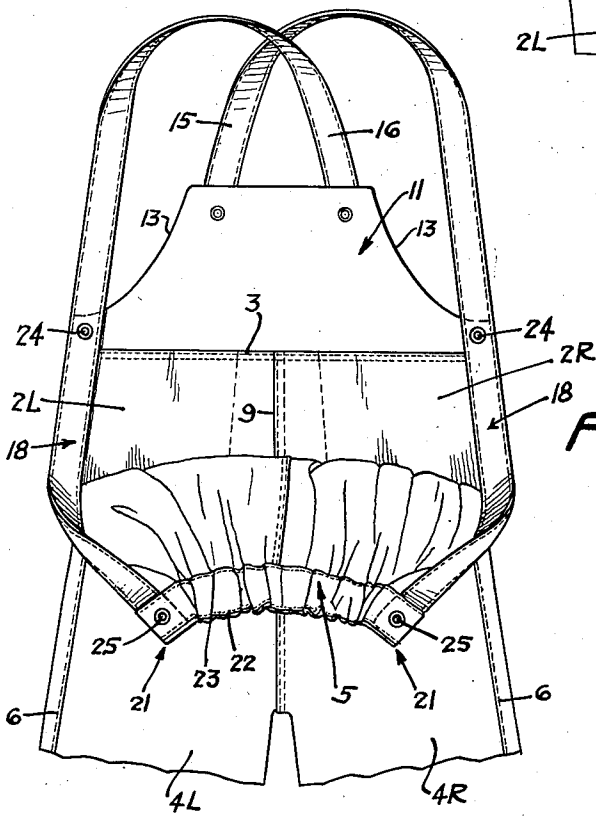
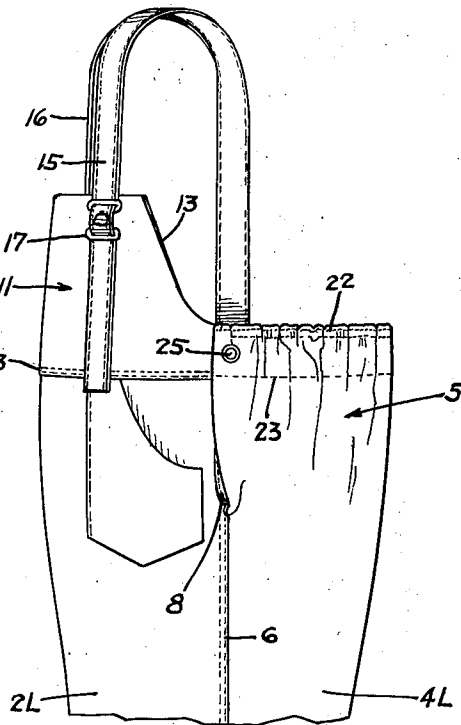
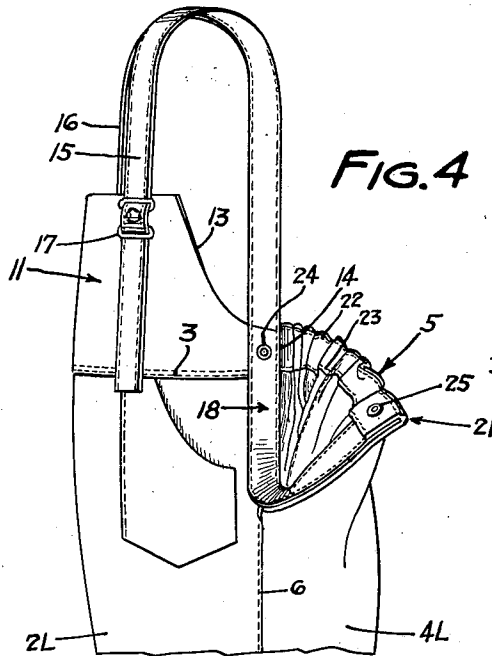


FIG. 5

FIG. 3

INVENTOR.  
SAMUEL G. NORVICH  
BY *Paul, Paul & Moore*  
ATTORNEYS

## UNITED STATES PATENT OFFICE

2,507,382

## GARMENT

Samuel G. Norvich, St. Paul, Minn., assignor to  
Tots Superwear Co., a corporation of Minne-  
sota

Application July 14, 1947, Serial No. 760,803

5 Claims. (Cl. 2—80)

1

This invention relates to new and useful improvements in garments of the type commonly referred to in the trade as overalls, and more particularly to such garments in the smaller sizes such as are used by children.

An object of the present invention is to provide a simple inexpensive garment of this general type wherein the various parts which compose the finished garment are so fashioned and related that the operations of sewing together the various panels and parts of the garment may be expeditiously accomplished in a minimum of time and without necessarily requiring highly experienced operators.

A further object of the invention is to provide an overall garment comprising a bib panel and a drop seat, and shoulder straps each having one end secured to an upper portion of the bib and extending upwardly and across the shoulders and having their opposite ends extending downwardly from the side waistline portions to the bottoms of the placket openings formed at the sides of the garment, and thence upwardly along the sides of the drop seat with their terminals terminating at the upper corners of the drop seat.

Other objects of the invention reside in the provision of a garment of the class described which is so designed and fashioned that when fitted onto a wearer's body it provides a very neat appearance thereon; in the unique construction of the rear portions of the shoulder straps whereby the operation of constructing the drop seat and the placket openings provided at the sides of the garment is greatly facilitated, and also whereby the bottoms of the placket openings at the sides of the garment are greatly strengthened; and in the provision of such a garment which readily lends itself to manufacture in quantity production at low cost.

Other objects of the invention will appear from the following description and the accompanying drawings and will be pointed out in the annexed claims.

In the accompanying drawings there has been disclosed a structure designed to carry out the various objects of the invention, but it is to be understood that the invention is not confined to the exact features shown, as various changes may be made within the scope of the claims which follow.

In the drawings:

Figure 1 is a rear view of the garment with the drop seat open and showing how the shoulder straps are extended through the placket openings at the sides of the garments to the corners of the drop seat;

Figure 2 is a view similar to Figure 1 showing the drop seat closed;

Figure 3 is a view similar to Figure 1 with the body of the garment flattened out as if placed on

2

a table top thereby to more clearly illustrate the construction of the garment;

Figure 4 is a side view of the upper portion of the garment with one corner of the drop seat open; and

Figure 5 is a similar view showing the drop seat closed.

In the selected embodiment of the invention herein disclosed, there is illustrated a garment shown comprising front leg portions 2L and 2R which extend upwardly from the bottoms of the legs of the garment to the waistline, indicated by the seam 3. The rear portions of the legs comprise leg panels 4L and 4R which extend upwardly from the bottoms of the legs of the garment and terminate in a drop seat, generally designated by the numeral 5. The front and rear leg portions are stitched together by outer seams 6 and inner seams 7, the outer seams terminating at the bottom of the placket openings 8 provided at the sides of the garment and the inner seams terminating at the crotch where they meet the usual central body seam 9 which extends from the waistline 3 at the front of the garment, down through the crotch and up to the top of the drop seat 5, as clearly illustrated in the drawings.

The garment herein disclosed is shown provided with a conventional bib portion 11 having its lower edge stitched to the body of the garment by the horizontal seam 3 which constitutes the waistline of the garment. The side edges 13 of the bib are shown extending downwardly at an incline from the upper front of the garment to the side portions 14 thereof, as best illustrated in Figure 4.

The garment is shown provided with shoulder straps 15 and 16, the forward end portions of which may be adjustably and detachably secured to the upper portions of the bib 11 by such means as combination buckle and snap button fasteners 17, or other suitable fastening elements, as may be desired. The shoulder straps are preferably arranged in crossed relation and have their rear end portions secured to the sides of the garment, as indicated at 18 in Figures 1 and 4.

One of the outstanding features of the present invention resides in the unique manner of securing the rear end portions of the shoulder straps to the sides of the garment and to the drop seat 5. As best illustrated in Figures 1, 3 and 4, the rear portions of the shoulder straps continue downwardly from the side waistline portions of the garment to the bottoms of the placket openings 8, and thence upwardly to the corners 21 of the drop seat 5. The rear terminals of the straps may be secured to the upper corners 21 of the drop seat by folding the upper marginal edge portion of the fabric constituting the drop seat upon itself and stitching it thereto by suitable rows of stitches 22 and 23, as shown. The

3

rows of stitches 22 and 23 may be spaced apart to provide a channel for an elastic tape, not shown, which may serve to contract the upper marginal edge of the drop seat as clearly illustrated in the drawings, and whereby the garment will more closely hug the body at the waistline. If desired, the elastic band or tape may be stitched in place between the folded portions of the fabric by the stitching securing together the folded fabric.

By thus securing the rearmost ends of the straps to the drop seat, it will be noted, by reference to Figure 4, that the terminals thereof are concealed within the hem provided along the upper marginal edge portion of the drop seat, thereby presenting a very neat appearance to the completed garment when the drop seat is in closed position, as shown in Figures 2 and 5. Suitable fastening elements such as snap buttons 24 may be secured to the shoulder straps at the sides of the garments in the vicinity of the waistline 3 adapted to be engaged by similar coacting buttons 25 secured to the rear corners of the drop seat. Obviously other types of fastening elements may be provided if desired.

By extending the shoulder straps downwardly through the usual side openings or plackets provided at the sides of the garment, the operation of securing the rear portion of the straps to the sides and drop seat of the garment is greatly facilitated, as will be understood by reference to Figure 1. Also, by so extending the rear portions of the shoulder straps through the plackets, the garment is materially strengthened at these points which is a highly desirable feature, as it is well known that the bottoms of the side openings or plackets of garments of this type are frequently subjected to severe strains. The drop seat may be manipulated in the usual manner to facilitate slipping the garment on or off and for other obvious purposes.

In the drawings, the garment is shown as having full-length legs, but it is to be understood that the invention may be embodied in garments having any length legs and also wherein the bib portion of the garment may not be utilized.

It will be apparent to those skilled in the art that I have accomplished at least the principal objects of my invention, and it will also be apparent to those skilled in the art that the embodiments herein described may be variously changed and modified without departing from the spirit of the invention, and that the invention is capable of uses and has advantages not herein specifically described; hence it will be appreciated that the herein disclosed embodiments are illustrative only, and that my invention is not limited thereto.

I claim as my invention:

1. In a garment having a trouser portion provided with placket openings at the sides of the garment to provide a drop seat, straps attached to the front portion of the garment and passing over the shoulders and thence downwardly and secured to the waistline at the sides of the garment, and said straps continuing downwardly from the side waistline portions to the bottoms of the placket openings and thence upwardly along the sides of the drop seat without breaks and being secured to the fabric around the placket openings.

2. In a garment having a trouser portion provided with placket openings at the sides of the garment to provide a drop seat, straps attached

4

to the front portion of the garment and extending upwardly and across the shoulders and thence downwardly and secured to the waist line at the sides of the garment, said rear strap portions continuing downwardly from the side waistline portions to the bottoms of the placket openings and thence upwardly to the upper marginal edge portion of the drop seat and being secured to the fabric around the placket openings.

3. In a garment having a trouser portion provided with placket openings at the sides of the garment to provide a drop seat, straps attached to the front portion of the garment and extending upwardly and across the shoulders and thence downwardly and secured to the waistline at the sides of the garment, said rear strap portions continuing downwardly from the side waistline portions to the bottoms of the placket openings and thence upwardly to the upper marginal edge portion of the drop seat and being secured to the fabric around the placket openings, and fastening elements secured to the corners of the drop seat and the terminals of said straps adapted to engage complementary fastening elements secured to the straps at the waistline of the garment, thereby to support the drop seat in closed position.

4. In an overall garment for children comprising a trouser portion provided with a bib and having placket openings at its sides to form a drop seat, a pair of straps each having one end detachably secured to an upper corner of the bib, said straps extending upwardly from the bib and across the shoulders and having their rear end portions secured to the side waistline portions of the garment, said straps continuing unbrokenly downwardly from the side waistline portions to the bottoms of the placket openings and thence upwardly to the upper corners of the drop seat and being secured to the fabric around the placket openings, and means for retaining the drop seat in closed position.

5. In an overall garment for children comprising a trouser portion provided with a bib and having placket openings at its sides to form a drop seat, a pair of straps each having one end detachably secured to an upper corner of the bib, said straps extending upwardly from the bib and across the shoulders and having their rear end portions secured to the side waistline portions of the garment, said straps continuing unbrokenly downwardly from the side waistline portions to the bottoms of the placket openings and thence upwardly to the upper corners of the drop seat and being secured to the fabric around the placket openings, means forming a relatively wide hem along the upper edge of the drop seat, said hem overlying the adjacent ends of the straps, and means secured to the corners of the drop seat adapted to engage means secured to the side waistline portions of the garment, thereby to retain the drop seat in closed position.

SAMUEL G. NORVICH.

#### REFERENCES CITED

The following references are of record in the file of this patent:

#### UNITED STATES PATENTS

Number	Name	Date
Re. 14,135	Carhartt	May 23, 1916
1,414,349	Fels	May 2, 1922
1,789,077	Levy	June 13, 1931
1,831,769	Schrank	Nov. 10, 1931