



(12) **United States Design Patent**
Voiles et al.

(10) **Patent No.:** **US D921,018 S**
(45) **Date of Patent:** **** Jun. 1, 2021**

(54) **DISPLAY SCREEN WITH ANIMATED GRAPHICAL USER INTERFACE**

(71) Applicant: **General Electric Company**,
Schenectady, NY (US)

(72) Inventors: **Timothy E. Voiles**, Oconomowoc, WI (US); **Adrian Jeremy Knowles**, Brookfield, WI (US); **Nicholas Heil**, Waukesha, WI (US); **Mitsuhiro Uike**, Tokyo (JP)

(73) Assignee: **GENERAL ELECTRIC COMPANY**,
Schenectady, NY (US)

(**) Term: **15 Years**

(21) Appl. No.: **29/671,087**

(22) Filed: **Nov. 21, 2018**

(51) **LOC (13) Cl.** **14-04**

(52) **U.S. Cl.**
USPC **D14/486**

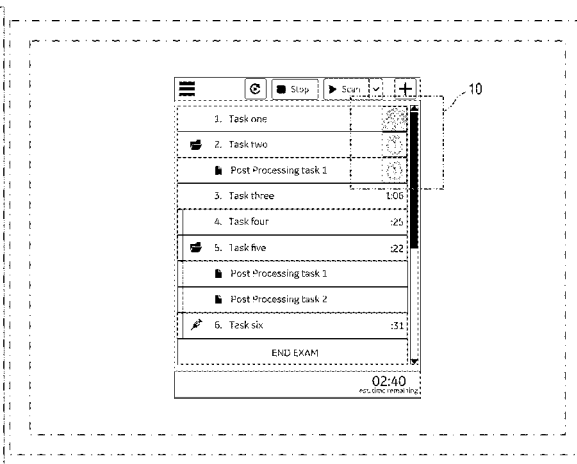
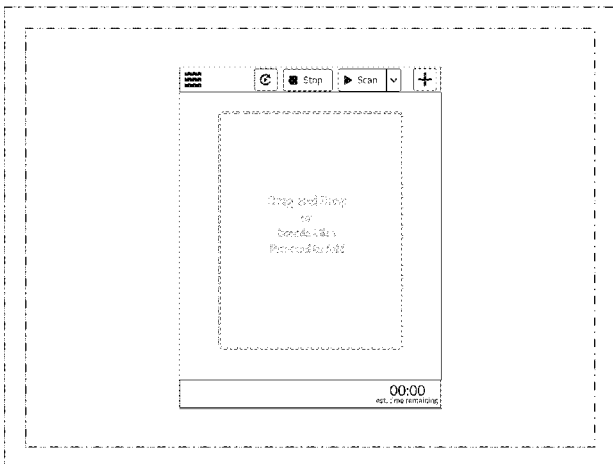
(58) **Field of Classification Search**
USPC D14/485-495
CPC G06F 3/048; H04M 1/72519-72561
See application file for complete search history.

(56) **References Cited**

U.S. PATENT DOCUMENTS

6,574,629 B1	6/2003	Cooke, Jr. et al.	
D542,805 S *	5/2007	Sadler	D14/488
D562,343 S	2/2008	Fletcher	
D567,251 S	4/2008	Sadler	
D570,865 S *	6/2008	Sadler	D14/487
D573,599 S	7/2008	Williams	
D589,973 S *	4/2009	Okada	D14/488
D601,572 S *	10/2009	Wall	D14/486
D604,323 S *	11/2009	Hoefnagels	D14/488
D604,740 S *	11/2009	Matheny	D14/486
D612,392 S *	3/2010	Bouchard	D14/487
D625,315 S *	10/2010	Jewitt	D14/485
D640,265 S *	6/2011	Brouwers	D14/486
D640,710 S *	6/2011	Brouwers	D14/486
D660,317 S	5/2012	Jesberger	

D662,111 S	6/2012	Steele et al.	
D663,741 S	7/2012	Cielak et al.	
D668,259 S *	10/2012	Taniho	D14/486
D678,902 S	3/2013	Evans	
D689,873 S	9/2013	Brinda et al.	
D690,315 S	9/2013	Meng et al.	
D691,624 S	10/2013	Carlin et al.	
D699,751 S	2/2014	Pearson et al.	
D702,722 S	4/2014	Abratowski et al.	
D704,732 S	5/2014	Hari et al.	
D706,821 S	6/2014	Park	
D715,815 S	10/2014	Bortman et al.	
D720,765 S *	1/2015	Xie	D14/486
D737,849 S	9/2015	Tursi et al.	
D741,898 S	10/2015	Soegiono et al.	
D748,138 S	1/2016	Park et al.	
D751,097 S	3/2016	Sarafa et al.	
D753,639 S	4/2016	Marzynski et al.	
D757,032 S *	5/2016	Sabia	D14/485
D761,802 S	7/2016	Moon et al.	
D761,828 S	7/2016	Koeten et al.	
D766,329 S	9/2016	Lee et al.	
D768,656 S	10/2016	Soares et al.	
D769,308 S	10/2016	Rodriguez	
D770,485 S	11/2016	Olsson et al.	
D770,494 S *	11/2016	Blank	D14/486
9,507,480 B1 *	11/2016	Hui	G06F 3/048
D775,152 S *	12/2016	Perach	D14/485
D775,155 S *	12/2016	Perach	D14/485
D777,185 S	1/2017	Kwak et al.	
D777,738 S	1/2017	Yang et al.	
D777,756 S	1/2017	Tarud et al.	
D781,901 S *	3/2017	Gandhi	D14/486
D782,500 S	3/2017	McArthur et al.	
D782,510 S	3/2017	Honda et al.	
D783,048 S	4/2017	Williamson	
D783,049 S	4/2017	Kisselev et al.	
D784,407 S	4/2017	Hammerquist	
D788,814 S	6/2017	Ashley-Rollman et al.	
D789,979 S	6/2017	Christiana et al.	
D792,901 S	7/2017	Gaur et al.	
D793,409 S	8/2017	Berman et al.	
D795,920 S	8/2017	Take et al.	
D797,132 S	9/2017	Rhodes et al.	
D797,788 S	9/2017	Havranek, Jr.	
D797,789 S	9/2017	Havranek, Jr.	
D797,790 S	9/2017	Martin	
D800,764 S	10/2017	Thoreson	
D803,263 S	11/2017	Sepulveda	
D803,873 S	11/2017	Thompson et al.	
D804,524 S	12/2017	Zin et al.	
D816,708 S	5/2018	Riedel et al.	
D816,709 S	5/2018	Riedel et al.	



D818,479	S	*	5/2018	Piguet	D14/486
D820,302	S		6/2018	Choi et al.		
D821,441	S		6/2018	Wilberding et al.		
D823,342	S		7/2018	Kobayashi		
D823,893	S		7/2018	Sepulveda et al.		
D824,412	S		7/2018	Anzures et al.		
D824,419	S		7/2018	de Regt et al.		
D825,588	S		8/2018	Hashimoto et al.		
D825,589	S		8/2018	Sparandara et al.		
D826,980	S		8/2018	Baber et al.		
D829,733	S		10/2018	Clapper et al.		
D829,749	S		10/2018	Kang et al.		
D829,761	S		10/2018	de Regt et al.		
D834,609	S		11/2018	Stray et al.		
D838,288	S		1/2019	Sunshine et al.		
D839,281	S		1/2019	Raji et al.		
D843,384	S		3/2019	Smith et al.		
D848,446	S		5/2019	Kim et al.		
D857,718	S		8/2019	Merkin		
D862,517	S		10/2019	Cerruti et al.		
D868,807	S		12/2019	Steppan et al.		
D868,824	S		12/2019	Chen		
D885,413	S	*	5/2020	Ramkumar	D14/486
2003/0060678	A1		3/2003	Watai et al.		
2007/0016442	A1		1/2007	Stroup		
2008/0243539	A1		10/2008	Barish et al.		
2009/0222765	A1		9/2009	Ekstrand		
2011/0145099	A1		6/2011	Berger et al.		
2012/0130741	A1		5/2012	Sparandara et al.		
2012/0324364	A1*		12/2012	Feng	G06Q 10/10 715/738
2013/0201208	A1		8/2013	Cho et al.		
2016/0036962	A1*		2/2016	Rand	H04M 1/72563 455/418
2016/0182757	A1*		6/2016	Yoo	H04N 1/00307 358/1.15
2018/0374571	A1		12/2018	Garner et al.		

FOREIGN PATENT DOCUMENTS

CN 304095696 * 4/2017

OTHER PUBLICATIONS

Begovic, Marin. "Daily UI Day 31 File Upload." Dribbble, published Jan. 21, 2016 (Retrieved from the Internet Aug. 10, 2020). Internet URL: <<https://dribbble.com/shots/2473854-Daily-UI-Day-031-File-Upload>> (Year: 2016).*

Voiles, T. et al., "An Ornamental Design for a Display Screen or Portion Thereof With Graphical User Interface," U.S. Appl. No. 29/671,075, filed Nov. 21, 2018, 10 pages.

Knowles, A. et al., "An Ornamental Design for a Display Screen or Portion Thereof With Graphical User Interface," U.S. Appl. No. 29/671,076, filed Nov. 21, 2018, 19 pages.

Voiles, T. et al., "An Ornamental Design for a Display Screen With Icon Group and Display Screen with Icon Set," U.S. Appl. No. 29/671,078, filed Nov. 21, 2018, 9 pages.

Knowles, A. et al., "An Ornamental Design for a Display Screen or Portion Thereof With Icon Set for a Medical Imaging System," U.S. Appl. No. 29/671,080, filed Nov. 21, 2018, 16 pages.

Voiles, T. et al., "An Ornamental Design for a Display Screen With Icon Group and Display Screen With Icon Set," U.S. Appl. No. 29/671,081, filed Nov. 21, 2018, 9 pages.

Knowles, A. et al., "An Ornamental Design for a Display Screen or Portion Thereof With Graphical User Interface," U.S. Appl. No. 29/671,083, filed Nov. 21, 2018, 18 pages.

Voiles, T. et al., "An Ornamental Design for a Display Screen With Icon Group and Display Screen With Icon Set," U.S. Appl. No. 29/671,084, filed Nov. 21, 2018, 9 pages.

Knowles, A., "An Ornamental Design for a Display Screen or Portion Thereof With Graphical User Interface," U.S. Appl. No. 29/671,085, filed Nov. 21, 2018, 10 pages.

Voiles, T. et al., "An Ornamental Design for a Display Screen With Animated Graphical User Interface," U.S. Appl. No. 29/671,086, filed Nov. 21, 2018, 36 pages.

"Add Rounded Border to the Form and Fields," Caspio Website, Available Online at <https://howto.caspio.com/styles/add-rounded-borders-to-fields-2/>, Available as Early as Mar. 12, 2014, 3 pages.

"Health Record Management System using Java Swing," Youtube Website, Available Online at <https://www.youtube.com/watch?v=Nb5sd7n4aQM>, Dec. 23, 2014, 1 page.

"Morphologist-UI," Brain Visa Website, Available Online at <http://brainvisa.info/morphologist-ui-1.1/>, Oct. 2, 2015, 2 pages.

Rocheleau, J., "Understanding CSS3 Flexbox for Responsive Design," Envato Blog Website, Available Online at <https://envato.com/blog/css3-flexbox/>, Aug. 31, 2016, 2 pages.

"Patient management system UI," Matt Pealing Website, Available Online at <http://www.mattpealing.co.uk/work/patient-management-system-ui/>, Jan. 17, 2018, 3 pages.

"Student Details—eBECAS Documentation," eBECAS Website, Available Online at <https://docs.ebecas.com.au/students/>, Available as Early as Mar. 16, 2018, 2 pages.

United States Patent and Trademark Office, Office Action Issued in U.S. Appl. No. 29/671,075, dated Dec. 6, 2019, 21 pages.

United States Patent and Trademark Office, Office Action Issued in U.S. Appl. No. 29/671,085, dated Dec. 9, 2019, 20 pages.

United States Patent and Trademark Office, Office Action Issued in U.S. Appl. No. 29/671,086, dated Mar. 19, 2020, 24 pages.

* cited by examiner

Primary Examiner — Rachel A. Voorhies
(74) Attorney, Agent, or Firm — McCoy Russell LLP

(57) CLAIM

The ornamental design for a display screen with animated graphical user interface, as shown and described.

DESCRIPTION

FIG. 1 is a front view of a display screen with animated graphical user interface showing a first image in a sequence of the animated graphical user interface according to the claimed design.

FIG. 2 is a front view of the display screen with animated graphical user interface showing a second image in the sequence of the animated graphical user interface of FIG. 1.

FIG. 3 is a front view of the display screen with animated graphical user interface showing the first image in the sequence of the animated graphical user interface in an example use environment.

FIG. 4 is a front view of the display screen with animated graphical user interface showing the second image in the sequence of the animated graphical user interface in the example use environment of FIG. 3.

FIG. 5 is a rear view of the display screen with animated graphical user interface of FIG. 1.

FIG. 6 is a left side view of the display screen with animated graphical user interface of FIG. 1.

FIG. 7 is a right side view of the display screen with animated graphical user interface of FIG. 1.

FIG. 8 is a top view of the display screen with animated graphical user interface of FIG. 1.

FIG. 9 is a bottom view of the display screen with animated graphical user interface of FIG. 1.

FIG. 10 is an enlarged view of the encircled portion in FIG. 2; and,

FIG. 11 is an enlarged view of the encircled portion in FIG. 4.

The dash-dot-dash broken lines showing the display screen in the figures illustrate environmental subject matter that forms no part of the claimed design.

The dash-dash broken lines in FIGS. 1-4 illustrate portions of the animated graphical user interface that form no part of the claimed design.

The dash-dot-dot broken lines in FIGS. 2, 4, and 10-11 indicating the encircled portions form no part of the claimed design.

The appearance of the animated graphical user interface sequentially transitions between the images shown in FIGS. 1-2. The process or period in which an image transitions to another forms no part of the claimed design.

The appearance of the animated graphical user interface sequentially transitions between the images shown in FIGS. 3-4. The process or period in which an image transitions to another forms no part of the claimed design.

The larger dashed lines forming the rectangular border at the central portion of the animated graphical user interface in FIGS. 1 and 3 form part of the claimed design.

The image thumbnails illustrated in broken lines in FIGS. 2 and 4 of the drawings form no part of the claimed design. The dotted portions of the document icons in FIGS. 2 and 4 form part of the claimed design.

1 Claim, 11 Drawing Sheets

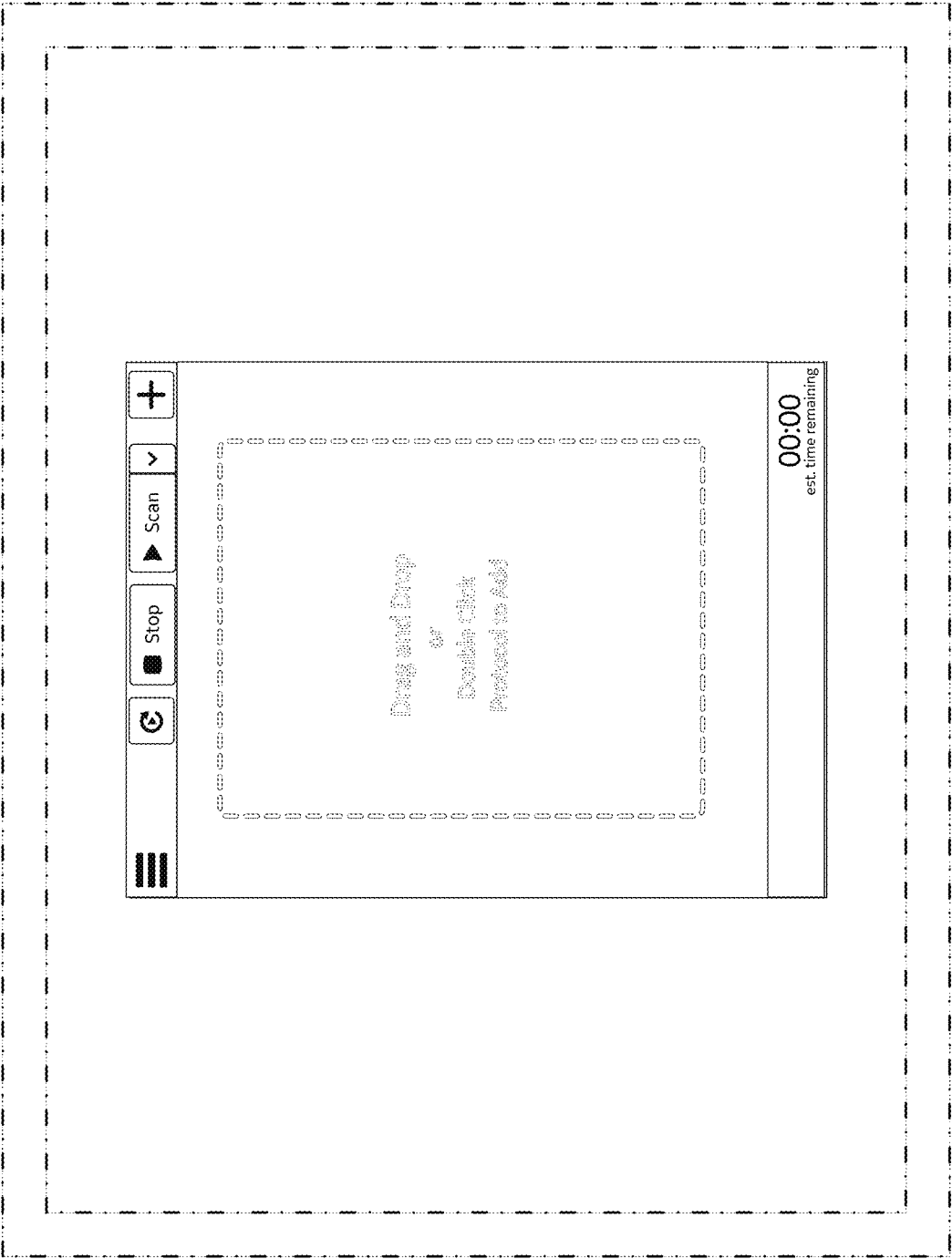


FIG. 1

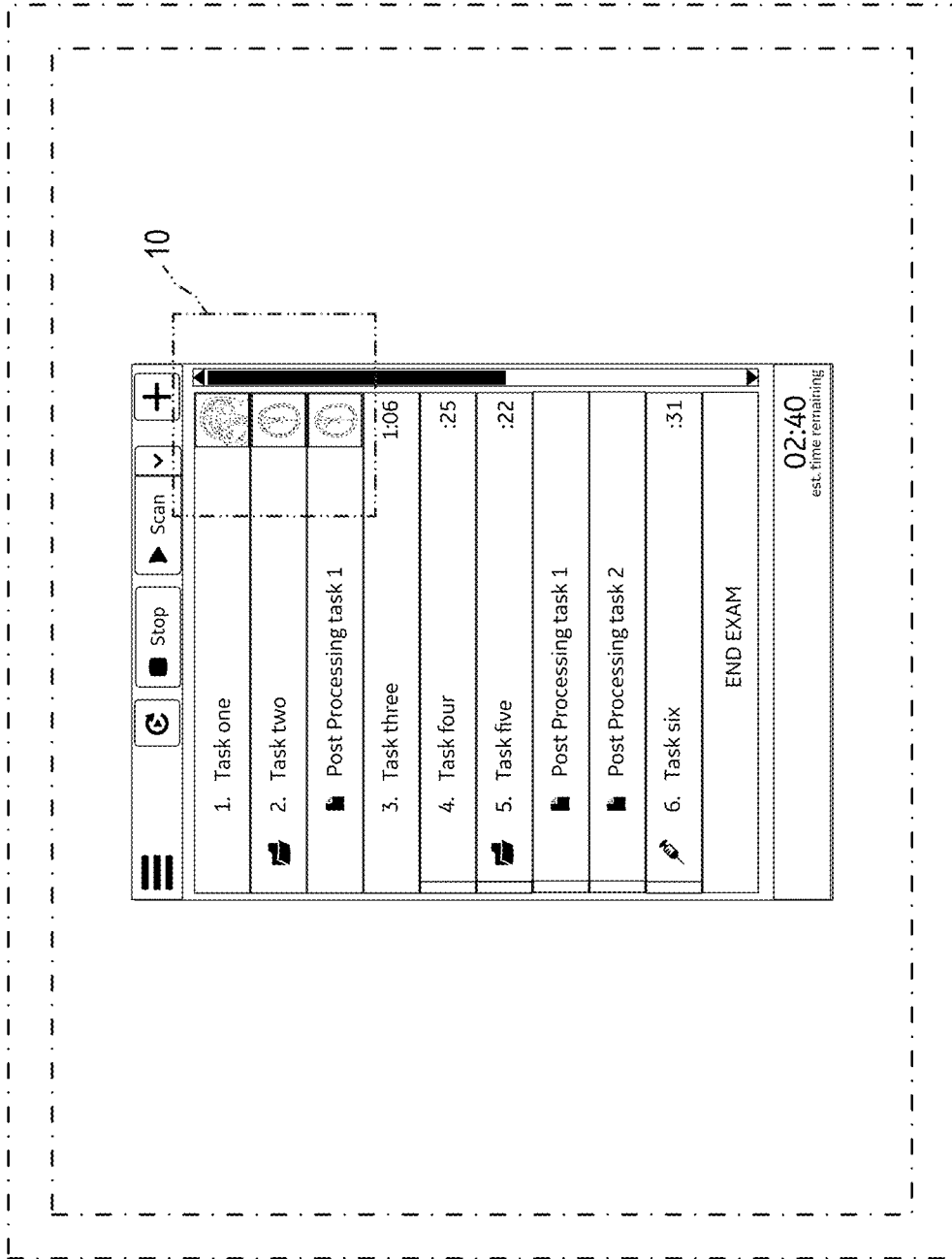


FIG. 2




FIG. 3

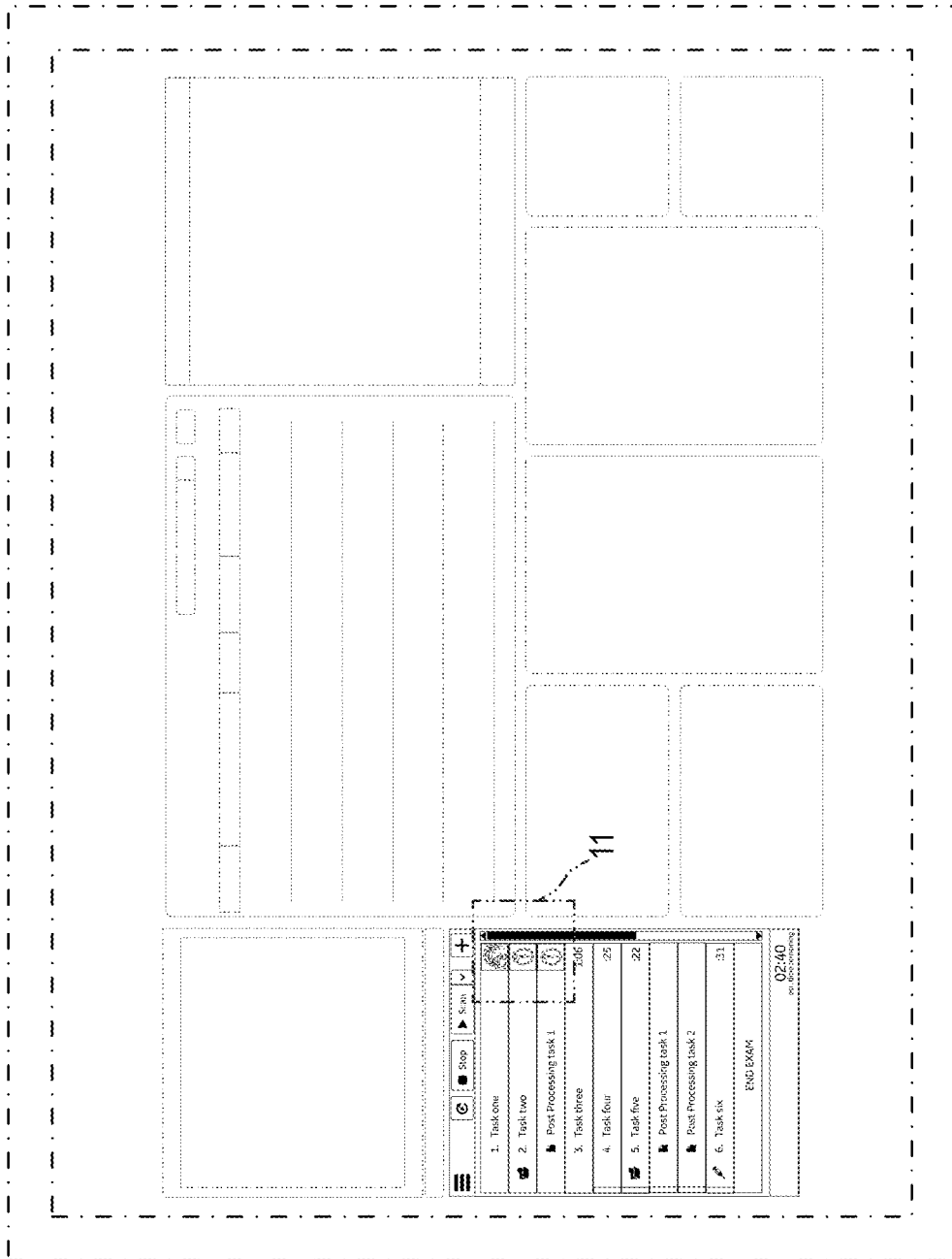


FIG. 4



FIG. 5




FIG. 6




FIG. 7




FIG. 8



FIG. 9

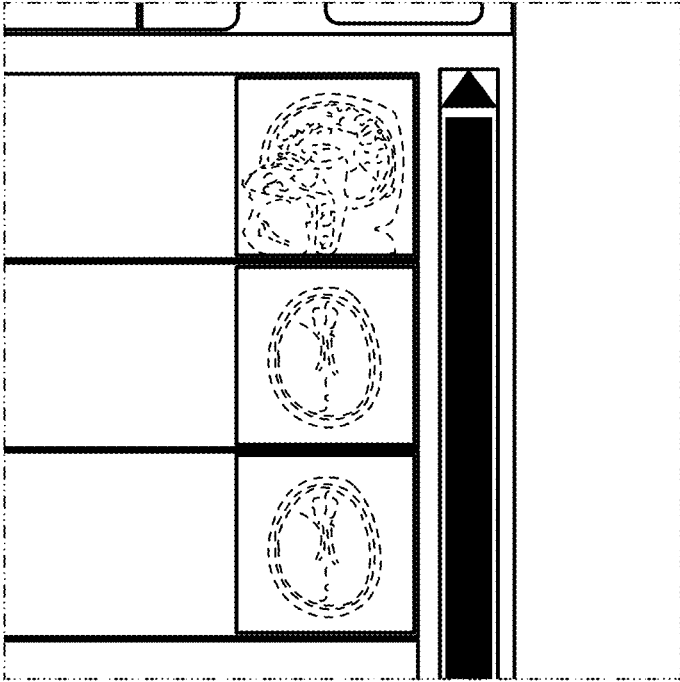


FIG. 10

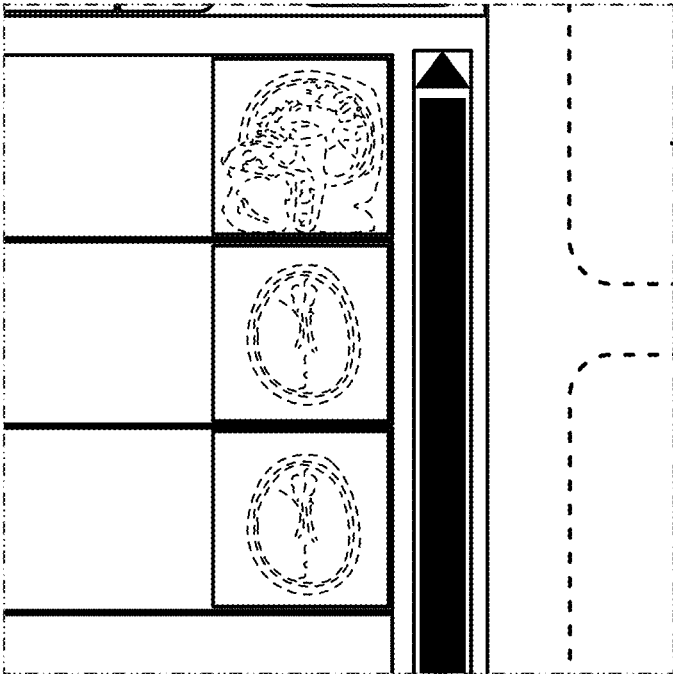


FIG. 11