

[54] MANICURING IMPLEMENT

[75] Inventor: Monte L. Levin, New York, N.Y.

[73] Assignee: Clairol Incorporated

[\*\*] Term: 14 Years

[21] Appl. No.: 682,688

[22] Filed: May 3, 1976

[51] Int. Cl. .... D28-03

[52] U.S. Cl. .... D28/58; D28/59

[58] Field of Search ..... D24/36, 40, 41; D28/50, D28/56, 58, 59, 99; 132/73, 73.5, 73.6, 75.6, 75.8, 76.2, 76.4, 76.5

[56] References Cited

U.S. PATENT DOCUMENTS

D. 207,147	3/1967	Daher .....	D28/58
D. 228,473	9/1973	Koshido et al. ....	D24/41
2,597,525	5/1952	Kessler .....	132/75.8
3,420,250	1/1969	Holmes .....	132/73.6

3,913,594 10/1975 Tsukamoto ..... 132/76.4

Primary Examiner—Joel Stearman  
Assistant Examiner—Louis S. Zarfes  
Attorney, Agent, or Firm—David J. Mugford

[57] CLAIM

The ornamental design for a manicuring implement, as shown and described.

DESCRIPTION

FIG. 1 is a perspective view of a manicuring implement showing my new design;  
FIG. 2 is a left side elevational view thereof;  
FIG. 3 is a front elevational view thereof;  
FIG. 4 is a top plan view thereof;  
FIG. 5 is a bottom plan view thereof;  
FIG. 6 is a partial perspective view thereof with the cover removed;  
FIG. 7 is a right side elevational view thereof with the cover and head removed; and  
FIG. 8 is a top plan view of FIG. 7.




Fig. 1.




Fig. 2.

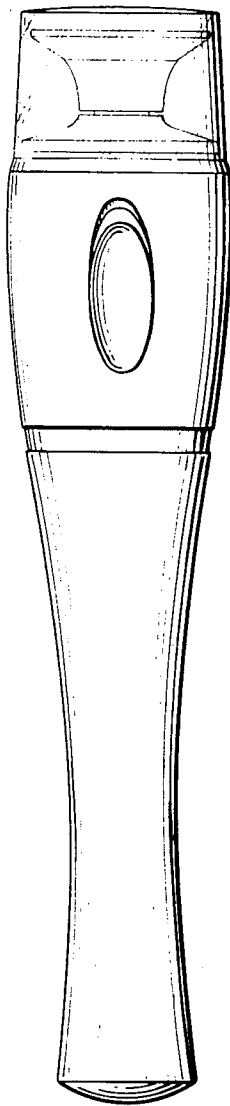


Fig. 3.

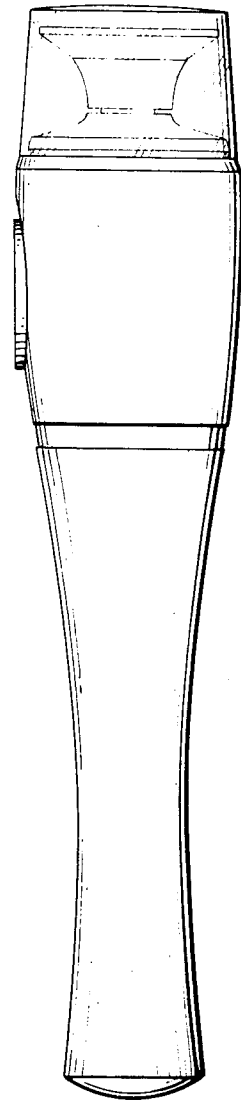


Fig. 6.

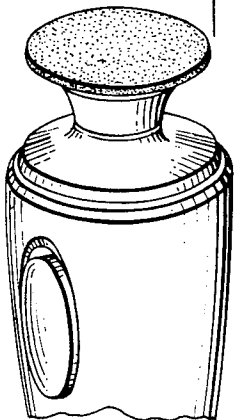


Fig. 4.

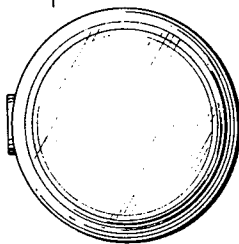


Fig. 5.

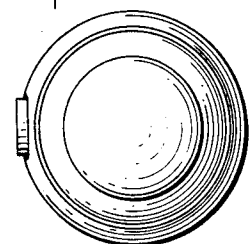


Fig. 8.

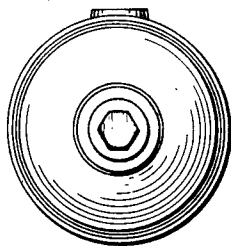


Fig. 7.

