

(19) World Intellectual Property Organization
International Bureau



(43) International Publication Date
4 September 2008 (04.09.2008)

PCT

(10) International Publication Number
WO 2008/106010 A1

(51) International Patent Classification:
B41C 1/10 (2006.01) *G03F 7/004* (2006.01)
B41M 5/36 (2006.01)

(74) Common Representative: EASTMAN KODAK COMPANY; 343 State Street, Rochester, New York 14650-2201 (US).

(21) International Application Number:
PCT/US2008/001878

(81) Designated States (*unless otherwise indicated, for every kind of national protection available*): AE, AG, AL, AM, AO, AT, AU, AZ, BA, BB, BG, BH, BR, BW, BY, BZ, CA, CH, CN, CO, CR, CU, CZ, DE, DK, DM, DO, DZ, EC, EE, EG, ES, FI, GB, GD, GE, GH, GM, GT, HN, HR, HU, ID, IL, IN, IS, JP, KE, KG, KM, KN, KP, KR, KZ, LA, LC, LK, LR, LS, LT, LU, LY, MA, MD, ME, MG, MK, MN, MW, MX, MY, MZ, NA, NG, NI, NO, NZ, OM, PG, PH, PL, PT, RO, RS, RU, SC, SD, SE, SG, SK, SL, SM, SV, SY, TJ, TM, TN, TR, TT, TZ, UA, UG, US, UZ, VC, VN, ZA, ZM, ZW.

(22) International Filing Date:
13 February 2008 (13.02.2008)

(25) Filing Language: English

(26) Publication Language: English

(30) Priority Data:
11/679,962 28 February 2007 (28.02.2007) US

(84) Designated States (*unless otherwise indicated, for every kind of regional protection available*): ARIPO (BW, GH, GM, KE, LS, MW, MZ, NA, SD, SL, SZ, TZ, UG, ZM, ZW), Eurasian (AM, AZ, BY, KG, KZ, MD, RU, TJ, TM), European (AT, BE, BG, CH, CY, CZ, DE, DK, EE, ES, FI, FR, GB, GR, HR, HU, IE, IS, IT, LT, LU, LV, MC, MT, NL, NO, PL, PT, RO, SE, SI, SK, TR), OAPI (BF, BJ, CF, CG, CI, CM, GA, GN, GQ, GW, ML, MR, NE, SN, TD, TG).

(71) Applicant (*for all designated States except US*): EASTMAN KODAK COMPANY [US/US]; 343 State Street, Rochester, New York 14650-2201 (US).

(72) Inventor; and

(75) Inventor/Applicant (*for US only*): LEVANON, Moshe [IL/IL]; 6 Hatamar St, Kfar Aharon, 70451 Ness-ziona (IL).

Published:
— *with international search report*



WO 2008/106010 A1

(54) Title: POSITIVE-WORKING RADIATION-SENSITIVE COMPOSITIONS AND ELEMENTS

(57) Abstract: Radiation-sensitive compositions can be used to prepare imageable elements useful for example to make lithographic printing plates. The compositions include an aqueous alkaline solvent soluble phenolic resin or poly(vinyl acetal) as a polymeric binder. The compositions also include a fluorinated compound that has a urethane moiety and a fluorinated alkyleneoxy moiety to provide improved coating and friction properties particularly when stacked with interleaf papers. The radiation-sensitive composition can be coated as an imageable layer that further includes a radiation absorbing compound that is sensitive, for example, to infrared radiation.

POSITIVE-WORKING RADIATION-SENSITIVE COMPOSITIONS AND ELEMENTS

FIELD OF THE INVENTION

5 This invention relates to radiation-sensitive compositions and positive-working imageable elements prepared using these compositions containing specific fluorinated compounds. It also relates to methods of imaging these elements to provide imaged elements that can be used as lithographic printing plates.

10

BACKGROUND OF THE INVENTION

 In lithographic printing, ink receptive regions, known as image areas, are generated on a hydrophilic surface. When the surface is moistened with water and ink is applied, the hydrophilic regions retain the water and repel the ink, the ink receptive regions accept the ink and repel the water. The ink is then transferred to the surface of suitable materials upon which the image is to be reproduced. In some instances, the ink can be first transferred to an intermediate blanket that in turn is used to transfer the ink to the surface of the materials upon which the image is to be reproduced.

20

 Imageable elements useful to prepare lithographic (or offset) printing plates typically comprise one or more imageable layers applied over a hydrophilic surface of a substrate (or intermediate layers). The imageable layer(s) can comprise one or more radiation-sensitive components dispersed within a suitable binder. Following imaging, either the exposed regions or the non-exposed regions of the imageable layer(s) are removed by a suitable developer, revealing the underlying hydrophilic surface of the substrate. If the exposed regions are removed, the element is considered as positive-working. Conversely, if the non-exposed regions are removed, the element is considered as negative-working. In each instance, the regions of the imageable layer(s) that remain are ink-receptive, and the regions of the hydrophilic surface revealed by the developing process accept water or aqueous solutions (typically a fountain solution), and repel ink.

30

Similarly, positive-working compositions can be used to form resist patterns in printed circuit board (PCB) production, thick-and-thin film circuits, resistors, capacitors, and inductors, multichip devices, integrated circuits, and active semiconductive devices.

5 “Laser direct imaging” methods (LDI) have been known that directly form an offset printing plate or printing circuit board using digital data from a computer, and provide numerous advantages over the previous processes using masking photographic films. There has been considerable development in this field from more efficient lasers, improved imageable compositions and
10 components thereof.

 Thermally sensitive imageable elements can be classified as those that undergo chemical transformation(s) in response to, exposure to, or adsorption of, suitable amounts of thermal energy. The nature of thermally induced chemical transformation may be to ablate the imageable composition in the element, or to
15 change its solubility in a particular developer, or to change the tackiness or hydrophilicity or hydrophobicity of the surface layer of the thermally sensitive layer. As such, thermal imaging can be used to expose predetermined regions of an imageable layer that can serve as a lithographic printing surface or resist pattern in PCB production.

20 Positive-working imageable compositions containing novolak or other phenolic polymeric binders and diazoquinone imaging components have been prevalent in the lithographic printing plate and photoresist industries for many years. Imageable compositions based on various phenolic resins and infrared radiation absorbing compounds are also well known.

25 A wide range of thermally-imageable compositions useful as thermographic recording materials are described in GB Patent Publication 1,245,924 (Brinckman). This publication describes increasing the solubility of any given area of the imageable layer in a given solvent by heating the imageable layer by indirect exposure to a short-duration, high intensity visible light or
30 infrared radiation. This radiation can be transmitted or reflected from the background areas of a graphic original located in contact with the recording material. The publication describes various mechanisms and developing materials

and novolak resins are included among the aqueous developable compositions that can also include radiation absorbing compounds such as carbon black or C.I. Pigment Blue 27.

Other thermally imageable, single- or multi-layer elements are described for example, in WO 97/039894 (Hoare et al.), WO 98/042507 (West et al.), WO 99/011458 (Ngueng et al.), U.S. Patents 5,840,467 (Katatani), 6,060,217 (Ngueng et al.), 6,060,218 (Van Damme et al.), 6,110,646 (Urano et al.), 6,117,623 (Kawauchi), 6,143,464 (Kawauchi), 6,294,311 (Shimazu et al.), 6,352,812 (Shimazu et al.), 6,593,055 (Shimazu et al.), 6,352,811 (Patel et al.), 6,358,669 (Savariar-Hauck et al.), and 6,528,228 (Savariar-Hauck et al.), U.S. Patent Application Publications 2002/0081522 (Miyake et al.) and 2004/0067432 A1 (Kitson et al.).

WO 2004/081662 (Memetea et al.) and U.S. Patents 6,255,033 (Levanon et al.) and 6,541,181 (Levanon et al.) describe the use of various phenolic polymers or poly(vinyl acetals) in positive-working compositions and elements.

Problem to be Solved

Imageable elements (or lithographic printing plate precursors) are generally packaged, boxed, and transported a layered state, such as in stacks of dozens or more elements. Therefore, at the time of packaging, the elements and an intermediate interleaving material (such as interleaf paper) are layered alternatively to provide protection and ready releaseability when each element is loaded into an imagesetter or platesetter for thermal imaging. When each element is loaded for imaging, the interleaf paper must be removed in some manner. Releaseability can be controlled to some extent by the design of the interleaf paper to have sufficient "slip" characteristics so that it does not stick to the element during element loading. However, it is also desired that the outermost surface of the element in contact with the interleaf paper have desired frictional properties so that the paper can be easily inserted during packaging but readily removed before imaging. In other words, the paper should not be too slippery or too sticky with respect to the element surface.

While the compositions described in the noted Memetea and Levanon et al. publications have provided important advances in the art, there is a continuing need to improve the coating quality of the outermost imageable layers and to optimize the friction between those outermost layers and the overlying interleaf paper.

SUMMARY OF THE INVENTION

The present invention solves the noted problem with a novel composition and imageable element. Thus, the present invention provides a radiation-sensitive composition comprising:

- a. an alkaline soluble polymeric binder that comprises a phenolic resin or a poly(vinyl acetal),
- b. a radiation absorbing compound, and
- c. a fluorinated compound comprising an $-NR-C(=O)O-$ (urethane) moiety and one or more fluorinated alkyleneoxy moieties.

This invention also provides an imageable element comprising a substrate and having thereon:

- an imageable layer comprising:
- an alkaline soluble polymeric binder that comprises a phenolic resin or a poly(vinyl acetal),
 - a radiation absorbing compound, and
 - a fluorinated compound comprising an $-NR-C(=O)O-$ (urethane) moiety and one or more fluorinated alkyleneoxy moieties.

Further, this invention provides a method of making a printing plate comprising:

- A) imagewise exposing the imageable element of this invention to provide exposed and non-exposed regions, and
- B) developing the imagewise exposed element to remove only the exposed regions.

The radiation-sensitive compositions and imageable elements of this invention exhibit improved coating quality and less surface defects. In addition, the friction between the outermost imageable layer and overlying

interleaf papers used in stacks of elements is optimized so that the stacks of plates are not sliding during transportation and at the same time the interleaf papers can be readily removed when the elements are loaded onto an imagesetter for imaging.

5 These advantages have been achieved by using a unique fluorinated compound having a urethane moiety and one or more fluorinated alkyleneoxy moieties. Further details of such compounds are provided below.

DETAILED DESCRIPTION OF THE INVENTION

Definitions

10 Unless the context otherwise indicates, when used herein, the terms “radiation-sensitive composition” and “imageable element” are meant to be references to embodiments of the present invention.

In addition, unless the context indicates otherwise, the various components described herein such as “primary polymeric binder”, “phenolic resin”, “poly(vinyl acetal)”, “secondary polymeric binder”, “radiation absorbing
15 compound”, and “fluorinated compound”, also refer to mixtures of each component. Thus, the use of the articles “a”, “an”, and “the” is not necessarily meant to refer to only a single component, but also include a plurality or mixture of components.

20 Unless otherwise indicated, percentages refer to percents by weight.

The term “single-layer imageable element” refers to an imageable element having only one imageable layer for imaging, but as pointed out in more detail below, such elements may also include one or
25 more layers under or over (such as a topcoat) the imageable layer to provide various properties.

As used herein, the term “radiation absorbing compound” refers to compounds that are sensitive to certain wavelengths of radiation and can convert photons into heat within the layer in which they are disposed. These compounds
30 may also be known as “photothermal conversion materials”, “sensitizers”, or “light to heat converters”.

For clarification of definition of any terms relating to polymers, reference should be made to "Glossary of Basic Terms in Polymer Science" as published by the International Union of Pure and Applied Chemistry ("IUPAC"), *Pure Appl. Chem.* **68**, 2287-2311 (1996). However, any different definitions set forth herein should be regarded as controlling.

The term "polymer" (for example, phenolic resin and polyvinyl acetal) refers to high and low molecular weight polymers including oligomers and includes both homopolymers and copolymers.

The term "copolymer" refers to polymers that are derived from two or more different monomers, or have two or more different recurring units, even if derived from the same monomer.

The term "backbone" refers to the chain of atoms in a polymer to which a plurality of pendant groups are attached. An example of such a backbone is an "all carbon" backbone obtained from the polymerization of one or more ethylenically unsaturated polymerizable monomers. However, other backbones can include heteroatoms wherein the polymer is formed by a condensation reaction of some other means.

Uses

The radiation-sensitive compositions of this invention can be used to form resist patterns in printed circuit board (PCB) production, thick-and-thin film circuits, resistors, capacitors, inductors, multi-chip devices, integrated circuits, and active semi-conductive devices. In addition, they can be used to provide imageable elements (either positive-working or negative-working) that in turn can be used to provide lithographic printing plates. Other uses would be readily apparent to one skilled in the art.

Radiation-Sensitive Compositions

The radiation-sensitive compositions include one or more aqueous alkaline solvent (developer) soluble polymeric binders as the primary polymeric binders. These primary polymeric binders include various phenolic resins and poly(vinyl acetals). The weight average molecular weight (Mw) of the primary

binders is generally at least 5,000 and can be up to 300,000, and typically it is from 20,000 to 50,000, as measured using standard procedures. The optimal Mw may vary with the specific class of polymer and its use.

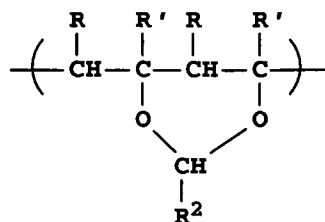
5 The primary polymeric binders may be the only binders in the radiation-sensitive composition (or imageable layer) but more generally, they comprise at least 10 weight %, and more typically at least 50 weight % and up to 90 weight %, based on the dry weight of all polymeric binders. In some embodiments, the amount of primary polymeric binders may be from 55 to 80 weight %, based on the dry weight of all polymeric binders.

10 Some useful poly(vinyl acetals) are described for example, in U.S. Patents 6,255,033 and 6,541,181, and WO 2004/081662, all cited above. The same or similar poly(vinyl acetals) are described by Structures (I) and (II) containing structural units (a) through (e) in EP 1,627,732 (Hatanaka et al.) and in US Published Patent Applications 2005/0214677 (Nagashima) and 2005/0214678
15 (Nagashima), all cited by reference with respect to the poly(vinyl acetals) described therein.

Structures (I) and (II) in EP 1,627,732 (noted above) are not to be confused with Structures (I) and (II) defined below. Some useful poly(vinyl acetals) comprise recurring units other than acetal-containing recurring units as
20 long as least 50 mol % (from 50 mol % to 75 mol %, and more typically at least 60 mol %) of the recurring units are acetal-containing recurring units. In such polymeric binders, the non-acetal-containing recurring units may also have the same or different pendant phenolic groups, or they may be recurring units having no pendant phenolic groups, or they may comprise both types of recurring units.
25 For example, the poly(vinyl acetal) could also include recurring units comprising an itaconic acid or crotonic acid group. In addition, if there are recurring units comprising pendant phenolic groups, those recurring units can have different pendant phenolic groups [for example, a poly(vinyl acetal) could have acetal-containing recurring units, and two or more different types of recurring units with
30 different pendant phenolic groups]. In still other embodiments, a small molar amount (less than 20 mol %) of the acetal groups in a poly(vinyl acetal) can be

reacted with a cyclic anhydride or isocyanate compound, such as toluene sulfonyl isocyanate).

Other useful poly(vinyl acetals) can comprise acetal recurring units represented by the following Structure (PVAc):



5

(PVAc)

In Structure (PVAc), R and R' are independently hydrogen, or a substituted or unsubstituted linear or branched alkyl group having 1 to 6 carbon atoms (such as methyl, ethyl, *n*-propyl, *n*-butyl, *n*-pentyl, *n*-hexyl, chloromethyl, trichloromethyl, *iso*-propyl, *iso*-butyl, *t*-butyl, *iso*-pentyl, *neo*-pentyl, 1-methylbutyl and *iso*-hexyl groups), or substituted or unsubstituted cycloalkyl ring having 3 to 6 carbon atoms in the ring (such as cyclopropyl, cyclobutyl, cyclopentyl, methylcyclohexyl, and cyclohexyl groups), or a halo group (such as fluoro, chloro, bromo, or iodo). Typically, R and R' are independently hydrogen, or a substituted or unsubstituted methyl or chloro group, or for example, they are independently hydrogen or unsubstituted methyl.

R² is a substituted or unsubstituted phenol, a substituted or unsubstituted naphthol, or a substituted or unsubstituted anthracenol. These phenol, naphthol and anthracenol groups can have optionally up to three additional substituents including additional hydroxy substituents, methoxy, alkoxy, aryloxy, thioaryloxy, halomethyl, trihalomethyl, halo, nitro, azo, thiohydroxy, thioalkoxy, cyano, amino, carboxy, ethenyl, carboxyalkyl, phenyl, alkyl, alkenyl, alkynyl, cycloalkyl, aryl, heteroaryl, and heteroalicyclic groups. Typically, R² is an unsubstituted phenol or naphthol group such as a 2-hydroxyphenyl group.

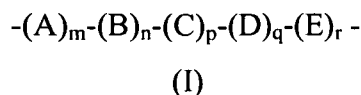
25

The poly(vinyl acetals) having recurring units of Structure (PVAc) are, of course, not limited to such recurring units, but can have additional recurring units having other pendant hydroxy groups, itaconic acid groups,

crotonic acid groups, or groups that can readily be react with a cyclic anhydride or an isocyanate compound such as toluene sulfonyl isocyanate.

More specific poly(vinyl acetals) are represented by the following Structure (I) comprising the noted recurring units:

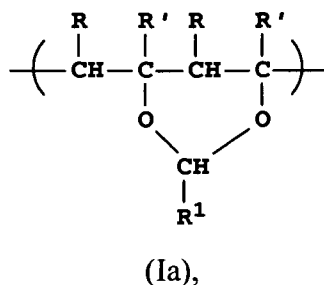
5



wherein:

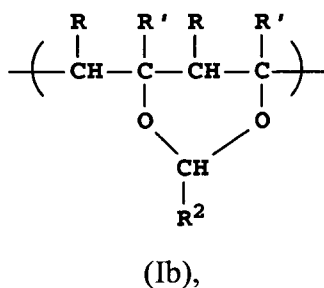
A represents recurring units represented by the following Structure (Ia):

10



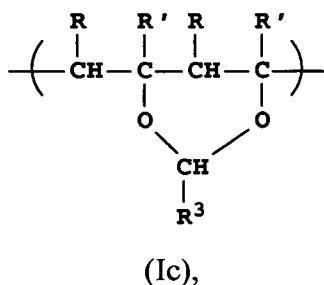
B represents recurring units represented by the following Structure (Ib):

15

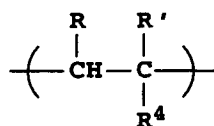


C represents recurring units represented by the following Structure (Ic):

20

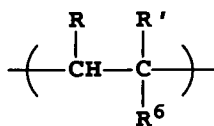


D represents recurring units represented by the following Structure (Id):



(Id),

5 E represents recurring units represented by the following Structure (Ie):



(Ie),

m is from 5 to 40 mol % (typically from 15 to 35 mol %), n is from 10 to
 10 60 mol % (typically from 20 to 40 mol %), p can be from 0 to 20 mol % (typically
 from 0 to 10 mol %), q is from 1 to 20 mol % (typically from 1 to 15 mol %), and
 r is from 5 to 60 mol % (typically from 15 to 55 mol %). Generally, the sum of m,
 n, and p is at least 50 mol %.

R and R' are as defined above for Structure (PVAc).

15 R¹ is a substituted or unsubstituted, linear or branched alkyl group
 having 1 to 12 carbon atoms (such as methyl, ethyl, *n*-propyl, *iso*-propyl, *t*-butyl,
n-butyl, *n*-pentyl, *n*-hexyl, *n*-heptyl, *n*-octyl, *n*-nonyl, *n*-decyl, *n*-undecyl, *n*-
 dodecyl, methoxymethyl, chloromethyl, trichloromethyl, benzyl, cinnamoyl, *iso*-
 propyl, *iso*-butyl, *s*-butyl, *t*-butyl, *iso*-pentyl, *neo*-pentyl, 1-methylbutyl, and *iso*-
 20 hexyl groups), substituted or unsubstituted cycloalkyl ring having 3 to 6 carbon
 atoms in the ring (such as cyclopropyl, cyclobutyl, cyclopentyl, methylcyclohexyl,
 and cyclohexyl groups), or a substituted or unsubstituted aryl group having 6 or 10
 carbon atoms in the aromatic ring (such as substituted or unsubstituted phenyl and
 naphthyl groups including phenyl, xylyl, tolulyl, *p*-methoxyphenyl, 3-
 25 chlorophenyl, and naphthyl) other than a phenol or naphthol. Typically, R¹ is a
 substituted or unsubstituted alkyl group having 1 to 6 carbon atoms such as *n*-
 propyl. R¹ and R² (defined below) are generally different groups.

R^2 is as defined above for Structure (PVAc).

R^3 is a substituted or unsubstituted alkynyl group having 2 to 4 carbon atoms (such as ethynyl groups), or a substituted or unsubstituted phenyl group (such as phenyl, 4-carboxyphenyl, carboxyalkyleneoxyphenyl, and carboxyalkylphenyl groups). Typically, R^3 is a carboxyalkylphenyl group, 4-carboxyphenyl, or carboxyalkyleneoxyphenyl group, or another carboxy-containing phenyl group.

R^4 is an $-O-C(=O)-R^5$ group wherein R^5 is a substituted or unsubstituted alkyl group having 1 to 12 carbon atoms or substituted or unsubstituted aryl group having 6 or 10 carbon atoms in the aromatic ring, similarly to the definition of R^1 provided above. Typically, R^5 is a substituted or unsubstituted alkyl group having 1 to 6 carbon atoms such as an unsubstituted methyl group.

R^6 is a hydroxy group.

As indicated by the ratios of recurring units in Structure (I), the poly(vinyl acetals) may be at least tetramers depending upon the numbers of different recurring units present. For example, there may be multiple types of recurring units from any of the defined classes of recurring units, of Structures (Ia) through (Ie). For example, a poly(vinyl acetal) of Structure (I) may have Structure (Ia) recurring units with different R^1 groups. Such multiplicity of recurring units can also be true for those represented by any of Structures (Ib) through (Ie).

A primary polymeric binder represented by Structure (I) may contain recurring units other than those defined by Structures (Ia), (Ib), (Ic), (Id), and (Ie), and such recurring units would be readily apparent to a skilled worker in the art. Thus, Structure (I) in its broadest sense is not limited to the defined recurring units.

The poly(vinyl acetals) described herein can be prepared using known starting materials and reaction conditions including those described in U.S. Patent 6,541,181 (noted above). For example, acetalization of the polyvinyl alcohols takes place according to known standard methods for example as described in U.S. Patents 4,665,124 (Dhillon et al.), 4,940,646 (Pawlowski),

5,169,898 (Walls et al.), 5,700,619 (Dwars et al.), and 5,792,823 (Kim et al.), and in Japanese Kokai 09-328,519 (Yoshinaga).

This acetalization reaction generally requires addition of a strong inorganic or organic catalyst acid. Examples of catalyst acids are hydrochloric acid, sulfuric acid, phosphoric acid, and *p*-toluenesulfonic acid. Other strong acids are also useful such as perfluoroalkylsulfonic acid and other perfluoro-activated acids. The amount of acid should effectively allow protonation to occur, but will not significantly alter the final product by causing unwanted hydrolysis of the acetal groups. The reaction temperature of the acetalization depends on the kind of aldehyde as well as the desired level of substitution. It is between 0°C and, if applicable, the boiling point of the solvent. Organic solvents as well as mixtures of water with organic solvents are used for the reaction. For example, suitable organic solvents are alcohols (such as methanol, ethanol, propanol, butanol, and glycol ether), cyclic ethers (such as 1,4-dioxane), and dipolar aprotic solvents (such as *N,N*-dimethylformamid, *N*-methyl pyrrolidone or dimethyl sulfoxide). If acetalization is carried out in organic solvents or mixtures of organic solvents with water, the reaction product often remains in solution even if the starting polyvinyl alcohol was not completely dissolved. Incomplete dissolution of the starting polyvinyl alcohol in organic solvents is a disadvantage that may lead to irreproducible degree of conversion and different products. Water or mixtures of organic solvents with water should be used to achieve complete dissolution of polyvinyl alcohol and reproducible products as a result of acetalization. The sequence of the addition of the various acetalization agents is often of no importance and comparable finished products are obtained from different preparation sequences. To isolate the finished products as a solid, the polymer solution is introduced into a non-solvent under vigorous stirring, filtered off and dried. Water is especially suitable as a non-solvent for the polymers.

Unwanted hydrolysis of the acetal group achieved by acetalization with hydroxyl-substituted aromatic aldehydes takes place much easier than for the acetals built from aliphatic or not substituted aromatic aldehydes or from aldehydes containing carboxylic moieties at the same synthesis conditions. The presence of even a small amount of water in the reaction mixture leads to

decreased degree of acetalization and incomplete conversion of the aromatic hydroxy aldehyde used. On the other hand, it was found that in the absence of water, the hydroxy-substituted aromatic aldehydes react with hydroxyl groups of alcohols immediately and with almost 100% conversion. So, the process of acetalization of polyvinyl alcohols by hydroxy-substituted aromatic aldehydes to achieve the desired polyvinyl acetals according can be carried out different from the procedures known in the art. The water can be removed from the reaction mixture during the synthesis by distillation under reduced pressure and replaced with an organic solvent. The remaining water may be removed by addition to the mixture an organic material readily reactive with water and as a result of the reaction producing volatile materials or inert compounds. These materials may be chosen from carbonates, orthoesters of carbonic or carboxylic acids, which easily react with water, silica-containing compounds, such as diethylcarbonate, trimethyl orthoformate, tetraethyl carbonate, and tetraethyl silicate. The addition of these materials to reaction mixture leads to 100% conversion of the used aldehydes.

Thus, the preparation of a useful poly(vinyl acetal) can begin with dissolving of the starting polyvinyl alcohol in DMSO at 80-90°C, then the solution is chilled to 60°C, and the acidic catalyst dissolved in an organic solvent is added. Then the solution of the aliphatic aldehyde in the same solvent is added to the solution, the solution is kept for 30 minutes at 60°C, and a solution of the aromatic aldehyde and/or carboxylic substituted aldehyde, or other aldehyde in the same solvent is added. Anisole is added to the reaction mixture, and the azeotropic mixture of water with the anisole is removed by distillation and is replaced by the organic solvent. At this stage, the conversion of the aromatic hydroxy aldehyde reaches 95-98%. The acid in the reaction mixture is neutralized and the mixture is blended with water to precipitate the polymer that is filtrated, washed with water, and dried. A second way to achieve 100% of conversion of the aromatic hydroxyaldehyde to benzal is to add the water removing organic material (for example, a carbonate or orthoformate) after addition of the aldehydes to the reaction mixture.

Various phenolic resins can be used as primary polymeric binders in this invention. Such polymers include condensation or addition polymers

having a backbone to which multiple phenolic rings are attached. Such phenolic polymers include but are not limited to, polyhydroxystyrenes (including the regularly and irregularly branched polyhydroxystyrenes that are described for example, in U.S. Patents 5,554,719 of Sounik, 6,551,758 of Ohsawa et al., and 5 6,682,869 of Ohsawa et al.). Useful branched hydroxystyrene polymers in which up to 100 mol % of the recurring units comprise branched hydroxystyrene groups are described, for example, in copending and commonly assigned U.S. Serial No. 11/474,020 (filed June 23, 2006 by Levanon, J. Ray, K. Ray, Postel, and Korionoff). Mixtures of such polymeric binders can also be used.

10 Useful primary polymeric binders include resoles and novolak resins such as condensation polymers of phenol and formaldehyde, condensation polymers of *m*-cresol and formaldehyde, condensation polymers of *p*-cresol and formaldehyde, condensation polymers of *m*/*p*-mixed cresol and formaldehyde, condensation polymers of phenol, cresol (*m*-, *p*-, or *m*/*p*-mixture) and 15 formaldehyde, and condensation copolymers of pyrogallol and acetone. Further, copolymers obtained by copolymerizing compound comprising phenol groups in the side chains can be used. Mixtures of such polymeric binders can also be used.

 Novolak resins having a weight average molecular weight of at least 1500 and a number average molecular weight of at least 300 are useful. 20 Generally, the weight average molecular weight is in the range of from 3,000 to 300,000, the number average molecular weight is from 500 to 250,000, and the degree of dispersion (weight average molecular weight/number average molecular weight) is in the range of from 1.1 to 10.

 Certain mixtures of the primary polymeric binders described above 25 can be used, including mixtures of one or more poly(vinyl acetals) and one or more phenolic resins. For example, mixtures of one or more poly(vinyl acetals) and one or more novolak or resol (resole) resins (or both novolak and resol resins) can be used.

 Content of the primary polymeric binder in the radiation-sensitive 30 composition that forms a radiation-sensitive layer is, generally from 10 to 99% of the total dry weight, and typically from 30 to 95% by total dry weight. Many

embodiments include the primary polymeric binder in an amount of from 50 to 90% of the total composition or imageable layer dry weight.

It may be useful to include a "secondary" polymeric binder with the one or more primary polymeric binders described above. Such secondary polymeric binders may be useful in combination with a poly(vinyl acetal) as described above.

The type of the secondary polymeric binder that can be used together with the primary polymeric binder is not particularly restricted. In general, from a viewpoint of not diminishing the positive radiation-sensitivity of the imageable element, the secondary polymeric binder is generally an alkali-soluble polymer also.

Examples of secondary polymeric binders include the following classes of polymers having an acidic group in (1) through (5) shown below on a main chain and/or side chain (pendant group).

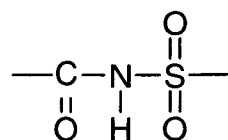
- (1) sulfone amide (-SO₂NH-R),
- (2) substituted sulfonamido based acid group (hereinafter, referred to as active imido group) [such as -SO₂NHCOR, SO₂NHSO₂R, -CONHSO₂R],
- (3) carboxylic acid group (-CO₂H),
- (4) sulfonic acid group (-SO₃H), and
- (5) phosphoric acid group (-OPO₃H₂).

R in the above-mentioned groups (1)-(5) represents hydrogen or a hydrocarbon group.

Representative secondary polymeric binders having the group (1) sulfone amide group are for instance, polymers that are constituted of a minimum constituent unit as a main component derived from a compound having a sulfone amide group. Thus, examples of such a compound include a compound having, in a molecule thereof, at least one sulfone amide group in which at least one hydrogen atom is bound to a nitrogen atom and at least one polymerizable unsaturated group. Among these compounds are *m*-aminosulfonylphenyl methacrylate, N-(*p*-aminosulfonylphenyl)methacrylamide, and N-(*p*-aminosulfonylphenyl)acrylamide. Thus, a homopolymer or a copolymer of polymerizing monomers having a sulfoneamide group such as *m*-

aminosulfonylphenyl methacrylate, N-(*p*-aminosulfonylphenyl) methacrylamide, or N-(*p*-aminosulfonylphenyl) acrylamide can be used.

Examples of secondary polymeric binders with group (2) activated imido group are polymers comprising recurring units derived from compounds having activated imido group as the main constituent component. Examples of such compounds include polymerizable unsaturated compounds having a moiety defined by the following structural formula.



N-(*p*-toluenesulfonyl) methacrylamide and N-(*p*-toluenesulfonyl) acrylamide are examples of such polymerizable compounds.

Secondary polymeric binders having any of the groups (3) through (5) include those readily prepared by reacting ethylenically unsaturated polymerizable monomers having the desired acidic groups, or groups that can be converted to such acidic groups after polymerization.

Regarding the minimum constituent units having an acidic group that is selected from the (1) through (5), there is no need to use only one kind of acidic group in the polymer, and in some embodiments, it may be useful to have at least two kinds of acidic groups. Obviously, not every recurring unit in the secondary polymeric binder must have one of the acidic groups, but usually at least 10 mol % and typically at least 20 mol % comprise the recurring units having one of the noted acidic groups.

The secondary polymeric binder can have a weight average molecular weight of at least 2,000 and a number average molecular weight of at least 500. Typically, the weight average molecular weight is from 5,000 to 300,000, the number average molecular weight is from 800 to 250,000, and the degree of dispersion (weight average molecular weight/number average molecular weight) is from 1.1 to 10.

Mixtures of the secondary polymeric binders may be used with the one or more primary polymeric binders. The secondary polymeric binder(s) can be present in an amount of at least 1 weight % and up to 50 weight %, and

typically from 5 to 30 weight %, based on the dry weight of the total polymeric binders in the radiation-sensitive composition or imageable layer.

The radiation-sensitive composition (and imageable layer described below) includes one or more fluorinated compounds that comprise an –NR-
5 C(=O)O- (urethane) moiety and one or more fluorinated alkyleneoxy moieties. These fluorinated compounds are generally non-polymeric in nature, meaning that they have a molecular weight of less than 2000.

The type and amount of one or more fluorinated compounds can be adjusted in the radiation-sensitive composition by a skilled worker to provide a
10 coefficient of friction of 0.3 or more when an imageable element containing the fluorinated compound(s) is subjected to the following Coefficient of Friction Test:

Coefficient of Friction Test:

The coefficient of friction measuring device comprises two rectangular plastic plates (20 x 40 cm, thickness of 0.5 cm) that are placed flat one
15 of top of the other and are joined together using a metallic axis at one of their narrow ends. The lower plastic plate constitutes a non-moving base and the upper plastic plate is moveable. A micrometric screw was inserted through the middle of both plastic plates at a distance of 2 cm from the end opposite the metallic axis so that the upper plastic plate can be raised and lowered at micrometric intervals.

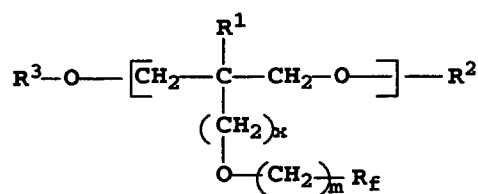
20 This device is used by attaching an imageable element of this invention to the upper plastic plate using adhesive tape, with the element substrate adjacent the upper plastic plate (imageable layer facing upward).

An uncalendered interleaf paper having a density of 48-52 g/m², pH of 7-9.5 when immersed in water, porosity of 250-600 ml/min, ash content of
25 less than 2%, Bekk Smoothness of 20-35 s, tensile strength (MD) greater than 5500 m, and a tensile strength (CD) greater than 3000 m, is attached to the base and sides of a metallic block (1 x 5 x 10 cm) having rounded edges. The metallic block is then placed on the imageable layer side of the imageable element mounted on the upper plastic plate with the interleaf paper between the metallic
30 block and imageable element. The noted properties of the interleaf paper are measured using industrial standard conditions and tests. An example interleaving

paper is a 50 g/m² density uncalendered interleaving paper obtained from Arjo Wiggins.

The upper plastic plate is then slowly raised by turning the micrometric screw, gradually increasing the angle (α) formed between the two plastic plates, until the metallic block begins to slide down the imageable element. The coefficient of friction is defined by $\tan \alpha$ (wherein "tan" of a right triangle is the ratio of the length of the opposite leg to the length of the adjacent leg). In this instance, $\tan \alpha$ is determined by dividing the height between the two plastic plates at the micrometric screw by the distance between the base of the micrometric screw and the metallic axis.

As noted above, the fluorinated compounds include at least one, and possible more, urethane groups in the molecule to which are attached one or more of the same or different fluorinated alkyleneoxy moieties comprising an R_f group that is a highly fluorinated alkyl or polyether group. Such fluorinated alkyleneoxy moieties can be represented by the following Structure (CF):



(CF)

wherein R_f is a partially or wholly fluorinated alkyl or polyether group having 2 to 20 carbon atoms. Typically, R_f is at least 75% fluorinated meaning that at least 75% of the hydrogen atoms are replaced by fluorine atoms. In some embodiments, R_f is fully fluorinated (100% fluorination). For example, R_f can be represented by -(CF₂)_nCF₃ wherein n is an integer of 0 or 1 to 10. Typically, n is 1 to 4.

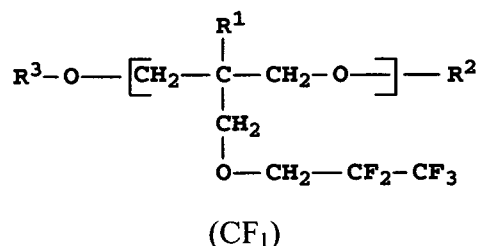
In Structure (CF), m is 0 or 1 to 10, and typically, it is 0, 1, 2, or 3. Also, x is 1 to 4, and typically, x is 1 or 2. It is also contemplated that one or more of the hydrogen atoms in the -(CH₂)- groups could be replaced by one or more other substituents such as alkyl groups to produce branching, or by oxyalkylene groups.

Also in Structure (CF), R¹ is a substituted or unsubstituted alkyl or
 alkyleneoxyalkyl group each having 1 to 10 carbon atoms, and which can be
 branched or linear. Such R¹ groups can also be substituted with one or more R_f
 groups having up to 10 carbon atoms that are partially or fully fluorinated as
 5 defined above. Typically, R¹ is a substituted or unsubstituted alkyl group having
 1 to 4 carbon atoms.

Further in Structure (CF), R² represents a -C(=O)-NH- group that
 forms a urethane moiety with the -O- within the bracket, and this urethane moiety
 can be attached to a chain of atoms including one or more aliphatic, alicyclic, or
 10 aromatic groups and the chain may further include one or more additional
 urethane moieties or one or more fluorinated or non-fluorinated alkyleneoxy
 moieties having 1 to 20 carbon atoms.

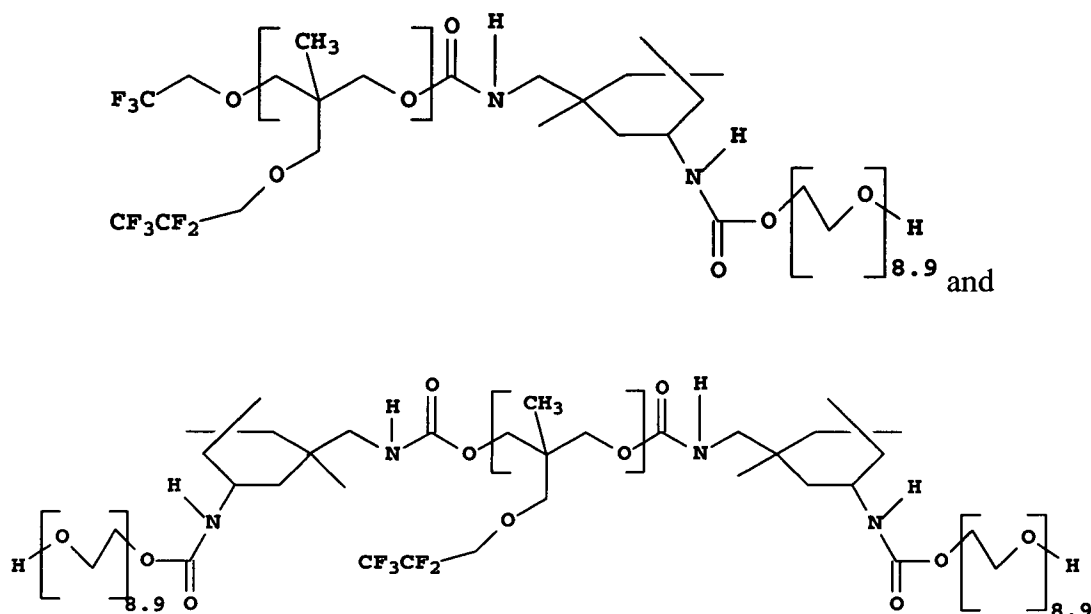
In Structure (CF), R³ can be hydrogen or an alkyl group having 1 to
 10 carbon atoms (as defined above for R¹), R_f, the same or different R², or -
 15 (CH₂)_m-R_f wherein m is 1 to 4 and R² and R_f are as defined above. Typically, R³
 is the same or different R² or -(CH₂)_m-R_f group wherein m is 0, 1, 2, or 3. Thus,
 R³ and R² can be the same group, or they can be different R² groups comprising a
 different chain of atoms and constituent groups.

In some embodiments, the alkyleneoxy moieties can be represented
 20 by the following Structure (CF₁):



wherein R¹, R², and R³ are as defined above for Structure (CF).

25 Some specific fluorinated compounds of this type are represented
 by one of the following Structures:



5 Such compounds can be obtained from several commercial sources, including Omnova Solutions, Inc. (Fairlawn, OH), including Polyfox™ PF 651 and Polyfox™ PF 652 used in the Examples below. Methods of making such compounds are described for example in U.S. Patents 6,998,460 (Malik et al.) and 7,087,710 (Medsker et al.).

10 The one or more fluorinated compounds are present in a total amount of at least 0.01 weight % in the radiation-sensitive composition of imageable layer. Typically, they are present in an amount of from 0.05 to 2 weight %.

15 The radiation-sensitive composition can further comprise a developability-enhancing composition that that can comprise one or more basic nitrogen-containing organic compounds. In most embodiments, each of these basic nitrogen-containing organic compounds has a boiling point greater than 300°C and an evaporation rate < 0.01 relative to *n*-butyl acetate. Most of the useful basic nitrogen-containing organic compounds are liquids at 25°C. Two or
20 more of these compounds can be used in the same developability-enhancing composition if desired.

Representative basic nitrogen-containing organic compounds can be defined by the following structure (II):



(II)

wherein t is 1 to 6, s is 0, 1, or 2, and v is 1 to 3, provided that the sum of s and v is 3.

5 When s is 1, R^7 is hydrogen, or a substituted or unsubstituted, branched or linear alkyl, linear or branched alkylamine group, cycloalkyl, heterocycloalkyl, carbocyclic aryl, arylamine, or heteroaryl group. Such groups can be unsubstituted or substituted with one or more of alkyl, haloalkyl, alkenyl, alkynyl, cycloalkyl, aryl, heteroaryl, heteroalicyclic, halo, nitro, azo, hydroxy, alkoxy, thiohydroxy, thioalkoxy, cyano, or amino groups.

 When s is 2, the multiple R^7 groups can be the same or different substituted or unsubstituted groups as defined for R^7 above when s is 1. Alternatively, the two R^7 groups can be taken together with the nitrogen atom to form a substituted or unsubstituted heterocyclic ring. Substituents on this ring can be, for example, one or more alkyl, hydroxylalkyl, haloalkyl, alkenyl, alkynyl, cycloalkyl, aryl, arylamine, heteroaryl, heteroalicyclic, halo, nitro, azo, hydroxy, alkoxy, thiohydroxy, thioalkoxy, cyano and amino groups, which can be further substituted, if desired with one or more halo, nitro, azo, hydroxy, alkoxy, thiohydroxy, thioalkoxy, cyano or amino groups.

20 R^8 and R^9 can be the same or different hydrogen or substituted or unsubstituted, linear or branched alkyl groups. Representative substituents for the alkyl groups include one or more alkyl, haloalkyl, alkenyl, alkynyl, cycloalkyl, aryl, heteroaryl, heteroalicyclic, halo, nitro, azo, hydroxy, alkoxy, thiohydroxy, thioalkoxy, cyano and amino groups. Typically, t is 2 and R^8 and R^9 are both hydrogen.

 Examples of basic nitrogen-containing organic compounds useful in the developability-enhancing compositions are N-(2-hydroxyethyl)-2-pyrrolidone, 1-(2-hydroxyethyl)piperazine, N-phenyldiethanolamine, triethanolamine, 2-[bis(2-hydroxyethyl)amino]-2-hydroxymethyl-1,3-propanediol, N,N,N',N'-tetrakis(2-hydroxyethyl)-ethylenediamine, N,N,N',N'-tetrakis(2-hydroxypropyl)-ethylenediamine, 3-[(2-hydroxyethyl)phenylamino]propionitrile, and hexahydro-1,3,5-tris(2-hydroxyethyl)-s-triazine. Mixtures of two or more of

these compounds are also useful. The basic nitrogen-containing organic compounds can be obtained from a number of commercial sources including BASF (Germany) and Aldrich Chemical Company (Milwaukee, WI).

5 The basic nitrogen-containing organic compound(s) can be present in the radiation-sensitive composition (and imageable layer) in an amount of from 1 to 30 weight %, and typically from 3 to 15 weight %, based on the total solids of the radiation-sensitive composition or imageable layer.

It is also possible to use one or more of these basic nitrogen-containing organic compounds in combination with one or more acidic
10 developability-enhancing compounds, such as carboxylic acids or cyclic acid anhydrides, sulfonic acids, sulfinic acids, alkylsulfuric acids, phosphonic acids, phosphinic acids, phosphonic acid esters, phenols, sulfonamides, or sulfonimides, since such a combination may permit further improved developing latitude and printing durability. Representative examples of such compounds are provided in
15 [0030] to [0036] of U.S. Patent Application Publication 2005/0214677 (noted above) that is cited herein with respect to these acid developability-enhancing compounds. Such compounds may be present in an amount of from 0.1 to 30 weight % based on the total dry weight of the radiation-sensitive composition or imageable layer.

20 In some instances, at least two of these acidic developability-enhancing compounds are used in combination with one or more (such as two) of the basic-nitrogen-containing organic compounds described above.

In the combinations of the basic and acidic compounds described above, the molar ratio of one or more basic nitrogen-containing organic
25 compounds to one or more acidic developability-enhancing compounds is generally from 0.1:1 to 10:1 and more typically from 0.5:1 to 2:1.

The radiation-sensitive composition can include other optional addenda as described below for the imageable layer.

30 **Imageable Elements**

The imageable elements are positive-working imageable elements and the poly(vinyl acetal)s or phenolic binders and any secondary polymeric

binders described herein are generally present as polymeric binders in a single imageable layer of these elements. However, the radiation-sensitive composition of this invention may also be useful in multi-layer positive working imageable elements as well as negative-working imageable elements to provide the desired
5 outer surface properties from the presence of the fluorinated compound.

In general, the imageable elements are formed by suitable application of a formulation of the radiation-sensitive composition that contains one or more polymeric binders, one or more fluorinated compounds, an infrared radiation absorbing compound, and optionally a developability-enhancing
10 composition, as well as other optional addenda, to a suitable substrate to form an imageable layer. This substrate can be treated or coated in various ways as described below prior to application of the formulation. For example, the substrate can be treated to provide an "interlayer" for improved adhesion or hydrophilicity, and the imageable layer is applied over the interlayer.

15 The substrate generally has a hydrophilic surface, or a surface that is more hydrophilic than the applied imaging formulation on the imaging side. The substrate comprises a support that can be composed of any material that is conventionally used to prepare imageable elements such as lithographic printing plates. It is usually in the form of a sheet, film, or foil, and is strong, stable, and
20 flexible and resistant to dimensional change under conditions of use so that color records will register a full-color image. Typically, the support can be any self-supporting material including polymeric films (such as polyester, polyethylene, polycarbonate, cellulose ester polymer, and polystyrene films), glass, ceramics, metal sheets or foils, or stiff papers (including resin-coated and metallized
25 papers), or a lamination of any of these materials (such as a lamination of an aluminum foil onto a polyester film). Metal supports include sheets or foils of aluminum, copper, zinc, titanium, and alloys thereof.

Polymeric film supports may be modified on one or both surfaces with a "subbing" layer to enhance hydrophilicity, or paper supports may be
30 similarly coated to enhance planarity. Examples of subbing layer materials include but are not limited to, alkoxysilanes, amino-propyltriethoxysilanes, glycidioxypropyl-triethoxysilanes, and epoxy functional polymers, as well as

conventional hydrophilic subbing materials used in silver halide photographic films (such as gelatin and other naturally occurring and synthetic hydrophilic colloids and vinyl polymers including vinylidene chloride copolymers).

5 One substrate is composed of an aluminum support that may be coated or treated using techniques known in the art, including physical graining, electrochemical graining and chemical graining, followed by anodizing. The aluminum sheet can be mechanically or electrochemically grained and anodized using phosphoric acid or sulfuric acid and conventional procedures.

10 An optional interlayer may be formed by treatment of the aluminum support with, for example, a silicate, dextrine, calcium zirconium fluoride, hexafluorosilicic acid, phosphate/sodium fluoride, poly(vinyl phosphonic acid) (PVPA), vinyl phosphonic acid copolymer, poly(acrylic acid), or acrylic acid copolymer solution. The grained and anodized aluminum support can be treated with poly(acrylic acid) using known procedures to improve surface
15 hydrophilicity.

The thickness of the substrate can be varied but should be sufficient to sustain the wear from printing and thin enough to wrap around a printing form. Some embodiments include a treated aluminum foil having a thickness of from 100 μm to 600 μm .

20 The backside (non-imaging side) of the substrate may be coated with antistatic agents and/or slipping layers or a matte layer to improve handling and "feel" of the imageable element.

The substrate can also be a cylindrical surface having the radiation-sensitive composition applied thereon, and thus be an integral part of the printing
25 press. The use of such imaged cylinders is described for example in U.S. Patent 5,713,287 (Gelbart).

The imageable layer typically comprises one or more radiation absorbing compounds. While these compounds can be sensitive to any suitable energy form (for example, UV, visible, and IR radiation) from 150 to 1500 nm,
30 they are typically sensitive to infrared radiation and thus, the radiation absorbing compounds are known as infrared radiation absorbing compounds ("IR absorbing compounds") that generally absorb radiation from 600 to 1400 nm and more

likely, from 700 to 1200 nm. The imageable layer is generally the outermost layer in the imageable element to obtain the optimal benefit of the presence of the fluorinated compound.

Examples of suitable IR absorbing compounds include IR dyes that
5 include but are not limited to, azo dyes, squarylium dyes, croconate dyes, triarylamine dyes, thioazolium dyes, indolium dyes, oxonol dyes, oxazolium dyes, cyanine dyes, merocyanine dyes, phthalocyanine dyes, indocyanine dyes, indotricarbocyanine dyes, hemicyanine dyes, streptocyanine dyes, oxatricarbocyanine dyes, thiocyanine dyes, thiatricarbocyanine dyes, merocyanine
10 dyes, cryptocyanine dyes, naphthalocyanine dyes, polyaniline dyes, polypyrrole dyes, polythiophene dyes, chalcogenopyrrolylidene and bi(chalcogenopyrrolyl)-polymethine dyes, oxyindolizine dyes, pyrylium dyes, pyrazoline azo dyes, oxazine dyes, naphthoquinone dyes, anthraquinone dyes, quinoneimine dyes, methine dyes, arylmethine dyes, polymethine dyes, squarine dyes, oxazole dyes,
15 croconine dyes, porphyrin dyes, and any substituted or ionic form of the preceding dye classes. Suitable dyes are described for example, in U.S. Patents 4,973,572 (DeBoer), 5,208,135 (Patel et al.), 5,244,771 (Jandrue Sr. et al.), and 5,401,618 (Chapman et al.), and EP 0 823 327A2 (Nagasaka et al.).

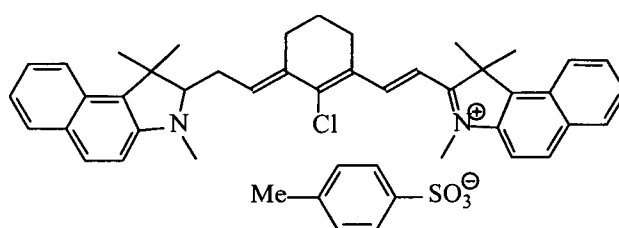
Cyanine dyes having an anionic chromophore are also useful. For
20 example, the cyanine dye may have a chromophore having two heterocyclic groups. In another embodiment, the cyanine dye may have at least two sulfonic acid groups, such as two sulfonic acid groups and two indolenine groups. Useful IR-sensitive cyanine dyes of this type are described for example in U.S Patent Application Publication 2005-0130059 (Tao).

25 A general description of a useful class of suitable cyanine dyes is shown by the formula in [0026] of WO 2004/101280 (Munnely et al.).

In addition to low molecular weight IR-absorbing dyes, IR dye moieties bonded to polymers can be used. Moreover, IR dye cations can be used as well, that is, the cation is the IR absorbing portion of the dye salt that ionically
30 interacts with a polymer comprising carboxy, sulfo, phospho, or phosphono groups in the side chains.

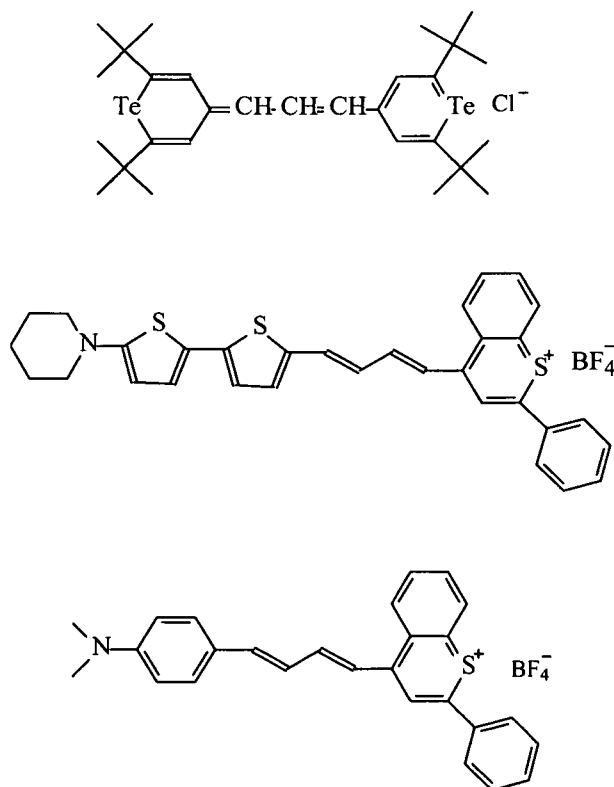
Near infrared absorbing cyanine dyes are also useful and are described for example in U.S. Patents 6,309,792 (Hauck et al.), 6,264,920 (Achilefu et al.), 6,153,356 (Urano et al.), 5,496,903 (Watanate et al.). Suitable dyes may be formed using conventional methods and starting materials or
 5 obtained from various commercial sources including American Dye Source (Baie D'Urfe, Quebec, Canada) and FEW Chemicals (Germany). Other useful dyes for near infrared diode laser beams are described, for example, in U.S Patent 4,973,572 (noted above). The following IR dyes are representative of useful radiation absorbing compounds and are not meant to be limiting in any way:

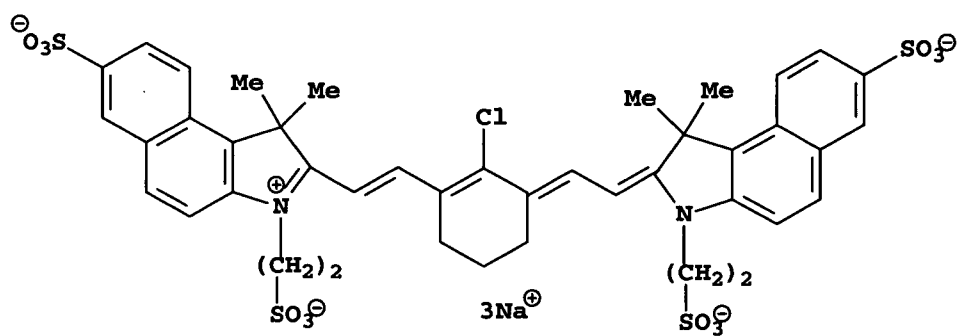
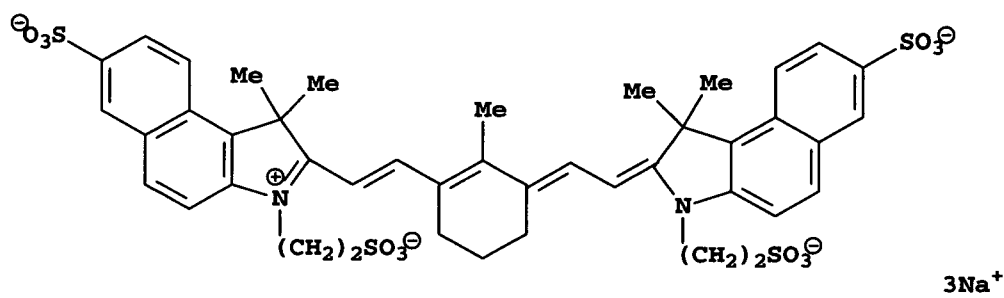
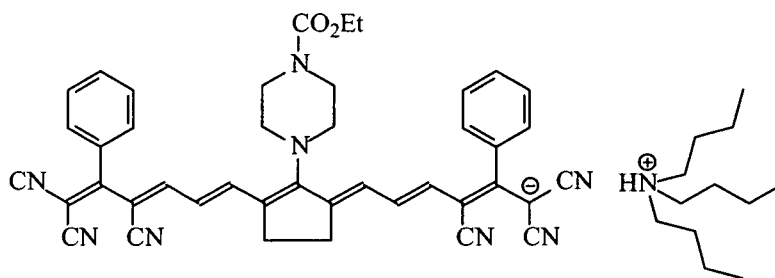
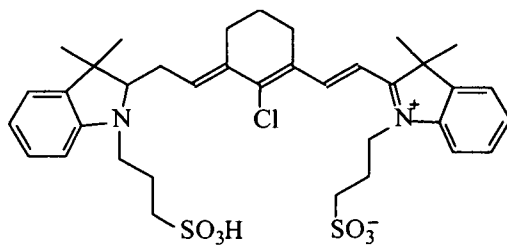
10

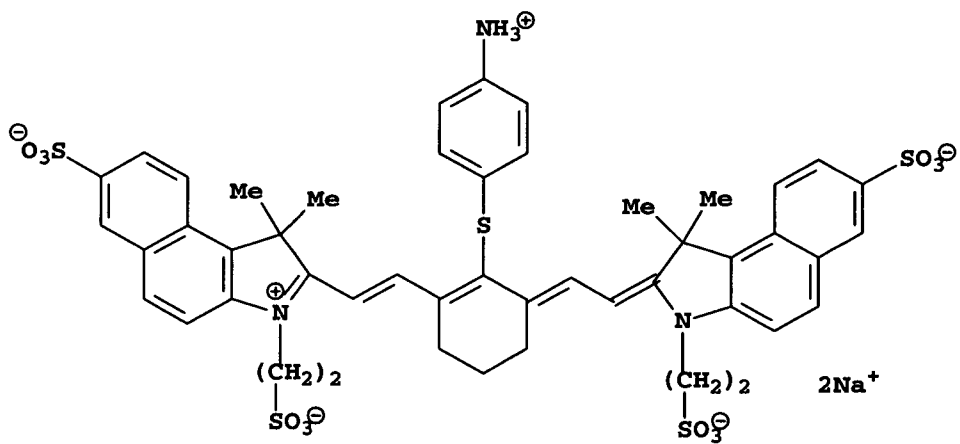
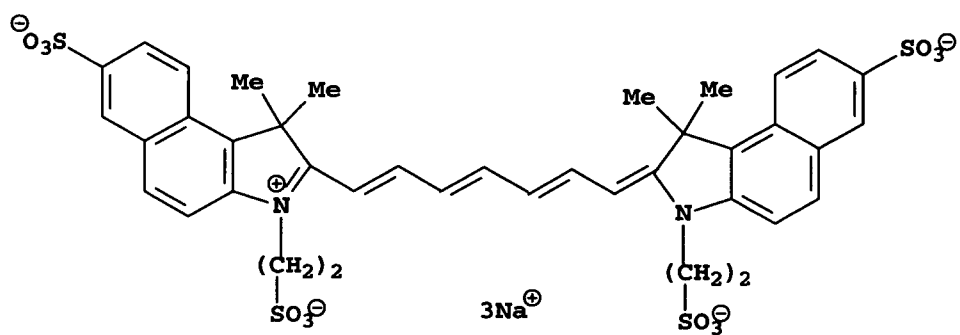
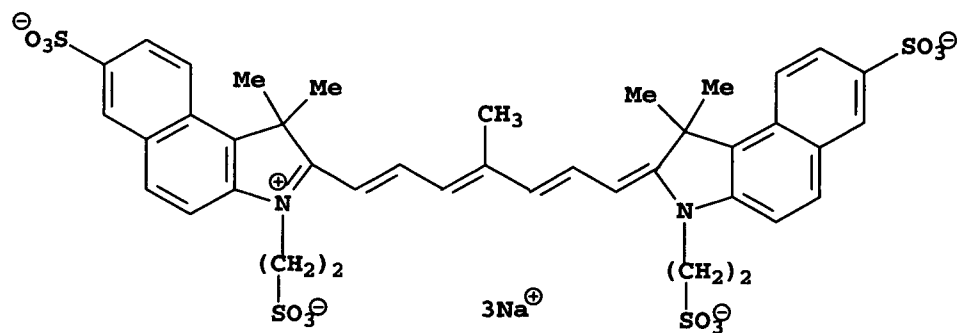


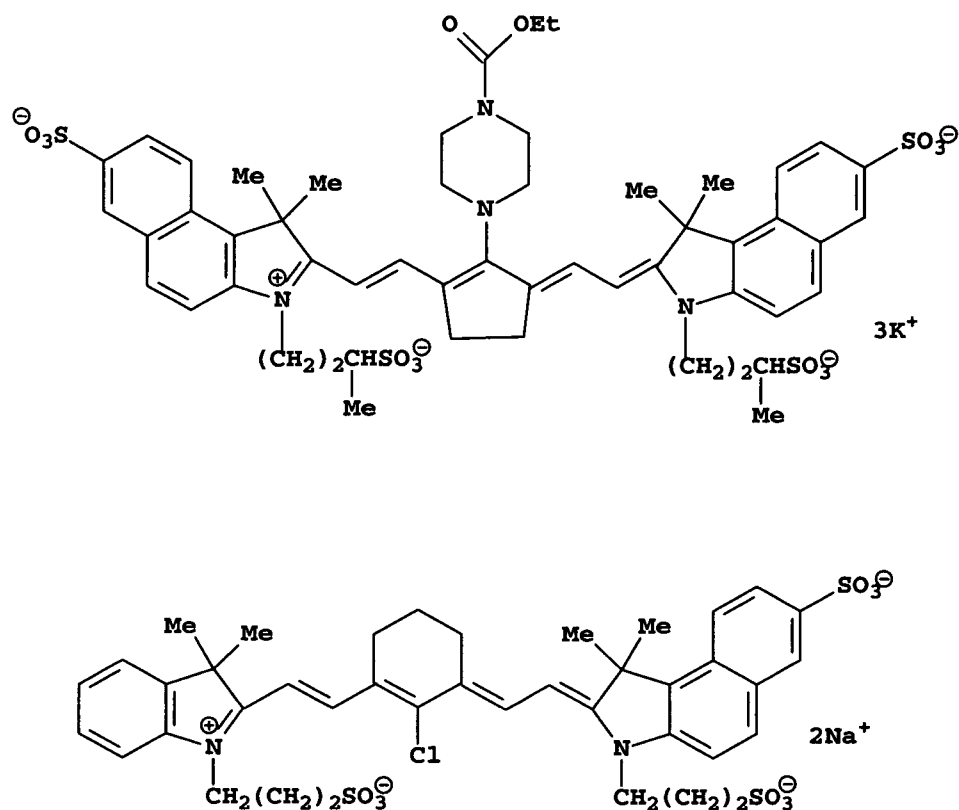
Same as above but with $C_3F_7CO_2^-$ as the anion.

15









Useful IR absorbing compounds can also be pigments including carbon blacks such as carbon blacks that are surface-functionalized with solubilizing groups are well known in the art. Carbon blacks that are grafted to hydrophilic, nonionic polymers, such as FX-GE-003 (manufactured by Nippon Shokubai), or which are surface-functionalized with anionic groups, such as CAB-O-JET[®] 200 or CAB-O-JET[®] 300 (manufactured by the Cabot Corporation) are also useful. Other useful pigments include, but are not limited to, Heliogen Green, Nigrosine Base, iron (III) oxides, manganese oxide, Prussian Blue, and Paris Blue. The size of the pigment particles should not be more than the thickness of the imageable layer and preferably the pigment particle size will be less than half the thickness of the imageable layer.

In the imageable elements, the radiation absorbing compound is generally present at a dry coverage of from 0.1 to 20 weight %, or it is an IR dye

that is present in an amount of from 0.5 to 5 weight %. Alternatively, the amount can be defined by an absorbance in the range of from 0.05 to 3, or from 0.1 to 1.5, in the dry film as measured by reflectance UV-visible spectrophotometry. The particular amount needed for this purpose would be readily apparent to one skilled
5 in the art, depending upon the specific compound used.

Alternatively, the radiation absorbing compounds may be included in a separate layer that is in thermal contact with the imageable layer. Thus, during imaging, the action of the radiation absorbing compound in the separate layer can be transferred to the imageable layer without the compound originally
10 being incorporated into it.

The imageable layer (and radiation-sensitive composition) can also include one or more additional compounds that act as colorant dyes. Colorant dyes that are soluble in an alkaline developer are useful. Useful polar groups for colorant dyes include but are not limited to, ether groups, amine groups, azo
15 groups, nitro groups, ferrocenium groups, sulfoxide groups, sulfone groups, diazo groups, diazonium groups, keto groups, sulfonic acid ester groups, phosphate ester groups, triarylmethane groups, onium groups (such as sulfonium, iodonium, and phosphonium groups), groups in which a nitrogen atom is incorporated into a heterocyclic ring, and groups that contain a positively charged atom (such as
20 quaternized ammonium group). Compounds that contain a positively-charged nitrogen atom useful as dissolution inhibitors include, for example, tetralkyl ammonium compounds and quaternized heterocyclic compounds such as quinolinium compounds, benzothiazolium compounds, pyridinium compounds, and imidazolium compounds. Useful colorant dyes include triarylmethane dyes
25 such as ethyl violet, crystal violet, malachite green, brilliant green, Victoria blue B, Victoria blue R, and Victoria pure blue BO, BASONYL[®] Violet 610 and D11 (PCAS, Longjumeau, France). These compounds can act as contrast dyes that distinguish the non-exposed (non-imaged) regions from the exposed (imaged) areas in the developed imageable element.

30 When a colorant dye is present in the imageable layer, its amount can vary widely, but generally it is present in an amount of from 0.5 weight % to 30 weight % (based on the total dry layer weight).

The imageable layer (and radiation-sensitive composition) can further include a variety of other additives including dispersing agents, humectants, biocides, plasticizers, nonionic or amphoteric surfactants for coatability or other properties (such as fluoropolymers), wear-resistant polymers (such as polyurethanes, polyesters, epoxy resins, polyamides, and acrylic resins), viscosity builders, fillers and extenders, dyes or colorants to allow visualization of the written image, pH adjusters, drying agents, defoamers, preservatives, antioxidants, development aids, rheology modifiers or combinations thereof, or any other addenda commonly used in the lithographic art, in conventional amounts (for example, as described in US Patent Application Publication 2005/0214677, noted above).

The positive-working imageable element can be prepared by applying the imageable layer formulation over the surface of the substrate (and any other hydrophilic layers provided thereon) using conventional coating or lamination methods. Thus, the formulation can be applied by dispersing or dissolving the desired ingredients in a suitable coating solvent, and the resulting formulation is applied to the substrate using suitable equipment and procedures, such as spin coating, knife coating, gravure coating, die coating, slot coating, bar coating, wire rod coating, roller coating, or extrusion hopper coating. The formulation can also be applied by spraying onto a suitable support (such as an on-press printing cylinder).

The coating weight for an imageable layer is from 0.5 to 2.5 g/m² or from 1 to 2 g/m².

The selection of solvents used to coat the layer formulation(s) depends upon the nature of the polymeric binders and other polymeric materials and non-polymeric components in the formulations. Generally, the imageable layer formulation is coated out of acetone, methyl ethyl ketone, or another ketone, tetrahydrofuran, 1-methoxy propan-2-ol (or 1-methoxy-2-propanol), N-methyl pyrrolidone, 1-methoxy-2-propyl acetate, γ -butyrolactone, and mixtures thereof using conditions and techniques well known in the art. A representative coating solvent mixture is described in the Examples below.

Alternatively, the layer(s) may be applied by conventional extrusion coating methods from melt mixtures of the respective layer compositions. Typically, such melt mixtures contain no volatile organic solvents.

Intermediate drying steps may be used between applications of the various layer formulations to remove solvent(s) before coating other formulations. Drying steps may also help in preventing the mixing of the various layers.

A representative method for preparing positive-working imageable elements according to this invention is described below in the examples.

After the imageable layer formulation is dried on the substrate (that is, the coating is self-supporting and dry to the touch), the element can be heat treated at from 40 to 90°C (typically at from 50 to 70°C) for at least 4 hours and typically at least 20 hours, or for at least 24 hours. The maximum heat treatment time can be as high as 96 hours, but the optimal time and temperature for the heat treatment can be readily determined by routine experimentation. Such treatments are described for example, in EP 823,327 (Nagasaka et al.) and EP 1,024,958 (McCullough et al.).

It may also be desirable that during the heat treatment, the imageable element is wrapped or encased in a water-impermeable sheet material to represent an effective barrier to moisture removal from the precursor. This sheet material can be sufficiently flexible to conform closely to the shape of the imageable element (or stack thereof) and is generally in close contact with the imageable element (or stack thereof). For example, the water-impermeable sheet material is sealed around the edges of the imageable element or stack thereof. Such water-impermeable sheet materials include polymeric films or metal foils that are sealed around the edges of imageable element or stack thereof.

Alternatively, the heat treatment (or conditioning) of the imageable element (or stack thereof) is carried out in an environment in which relative humidity is controlled to from 25% or from 30%. Relative humidity is defined as the amount of water vapor present in air expressed as a percentage of the amount of water required for saturation at a given temperature.

Usually, at least 5 and up to 100 of the imageable elements are heat treated at the same time. More commonly, such a stack includes at least 500 imageable elements.

In may be difficult to achieve good wrapping at the top and bottom of such a stack using the water-impermeable sheet material and in such instances, it may be desirable to use “dummy” or reject elements in those regions of the stack. Thus, the heat-treated stack may include at least 100 useful imageable elements in combination with dummy or reject elements. These dummy or reject elements also serve to protect the useful elements from damage caused by the wrapping or sealing process.

Alternatively, the imageable element(s) may be heat treated in the form of a coil and then cut into individual elements at a later time. Such coils can include at least 1000 m² of imageable surface and more typically at least 3000 m² of imageable surface.

Adjacent coils or “spirals” or a coil, or strata of a stack may, if desired, be separated by interleaving materials, for example, papers or tissues that may be sized with plastics or resins (such as polythene).

15

Imaging and Development

The imageable elements of this invention can have any useful form including, but not limited to, printing plate precursors, printing cylinders, printing sleeves and printing tapes (including flexible printing webs). For example, the imageable members are lithographic printing plate precursors for forming lithographic printing plates.

Printing plate precursors can be of any useful size and shape (for example, square or rectangular) having the requisite imageable layer disposed on a suitable substrate. Printing cylinders and sleeves are known as rotary printing members having the substrate and imageable layer in a cylindrical form. Hollow or solid metal cores can be used as substrates for printing sleeves.

During use, the imageable elements are exposed to a suitable source of radiation such as UV, visible light, or infrared radiation, depending upon the radiation absorbing compound present in the radiation-sensitive composition, at a wavelength of from 150 to 1500 nm. For most embodiments, imaging is carried out using an infrared laser at a wavelength of from 700 to 1200 nm. The laser used to expose the imaging member can be a diode laser, because of the

30

reliability and low maintenance of diode laser systems, but other lasers such as gas or solid-state lasers may also be used. The combination of power, intensity and exposure time for laser imaging would be readily apparent to one skilled in the art. Presently, high performance lasers or laser diodes used in commercially available
5 imagesetters emit infrared radiation at a wavelength of from 800 to 850 nm or from 1060 to 1120 nm.

The imaging apparatus can function solely as a platesetter or it can be incorporated directly into a lithographic printing press. In the latter case, printing may commence immediately after imaging, thereby reducing press set-up
10 time considerably. The imaging apparatus can be configured as a flatbed recorder or as a drum recorder, with the imageable member mounted to the interior or exterior cylindrical surface of the drum. A useful imaging apparatus is available as models of Creo Trendsetter[®] imagesetters available from Eastman Kodak Company (Burnaby, British Columbia, Canada) that contain laser diodes that emit
15 near infrared radiation at a wavelength of 830 nm. Other suitable imaging sources include the Crescent 42T Platesetter that operates at a wavelength of 1064 nm (available from Gerber Scientific, Chicago, IL) and the Screen PlateRite 4300 series or 8600 series platesetter (available from Screen, Chicago, IL). Additional useful sources of radiation include direct imaging presses that can be used to
20 image an element while it is attached to the printing plate cylinder. An example of a suitable direct imaging printing press includes the Heidelberg SM74-DI press (available from Heidelberg, Dayton, OH).

IR imaging speeds may be from 30 to 1500 mJ/cm², or from 40 to 200 mJ/cm².

25 While laser imaging is usually practiced, imaging can be provided by any other means that provides thermal energy in an imagewise fashion. For example, imaging can be accomplished using a thermoresistive head (thermal printing head) in what is known as "thermal printing", described for example in U.S. Patent 5,488,025 (Martin et al.). Thermal print heads are commercially
30 available (for example, as Fujitsu Thermal Head FTP-040 MCS001 and TDK Thermal Head F415 HH7-1089).

Imaging is generally carried out using direct digital imaging. The image signals are stored as a bitmap data file on a computer. Such data files may be generated by a raster image processor (RIP) or other suitable means. The bitmaps are constructed to define the hue of the color as well as screen frequencies and angles.

Imaging of the imageable element produces an imaged element that comprises a latent image of imaged (exposed) and non-imaged (non-exposed) regions. In positive-working embodiments, developing the imaged element with a suitable developer removes the exposed regions of the imageable layer and any layers underneath it, and exposing the hydrophilic surface of the substrate. In negative-working embodiments, a suitable developer is used to remove non-exposed regions of the imageable layer and any layers underneath it.

Thus, for positive-working imageable elements, development is carried out for a time sufficient to remove the imaged (exposed) regions of the imageable layer, but not long enough to remove the non-imaged (non-exposed) regions of the imageable layer. The imaged (exposed) regions of the imageable layer are described as being "soluble" or "removable" in the developer because they are removed, dissolved, or dispersed within the developer more readily than the non-imaged (non-exposed) regions of the imageable layer. The term "soluble" also means "dispersible".

The imaged elements are generally developed using conventional processing conditions. Both aqueous alkaline developers and organic solvent-containing developers can be used. In most embodiments of the method of this invention, the higher pH aqueous alkaline developers are used.

Aqueous alkaline developers generally have a pH of at least 7 and typically of at least 11. Useful alkaline aqueous developers include 3000 Developer, 9000 Developer, GOLDSTAR Developer, GOLDSTAR Plus Developer, GOLDSTAR Premium Developer, GREENSTAR Developer, ThermalPro Developer, PROTHERM Developer, MX1813 Developer, and MX1710 Developer (all available from Eastman Kodak Company, Norwalk, CT). These developers also generally include surfactants, chelating agents (such as salts

of ethylenediaminetetraacetic acid), and alkaline components (such as inorganic metasilicates, organic metasilicates, hydroxides, and bicarbonates). Another useful developer is identified as "L-6" Developer that represents a potassium silicate aqueous developer containing sodium salicylate (1%), D-sorbitol (1%),
5 Triton[®] H55 nonionic surfactant (0.5%), Tergitol[®] NP12 surfactant (0.04%), potassium silicate (8.2%) and water, and has a K₂O:SiO₂ molar ratio of 1:1.2 and a pH of 13.5.

Organic solvent-containing developers are generally single-phase solutions of one or more organic solvents that are miscible with water. Useful
10 organic solvents the reaction products of phenol with ethylene oxide and propylene oxide [such as ethylene glycol phenyl ether (phenoxyethanol)], benzyl alcohol, esters of ethylene glycol and of propylene glycol with acids having 6 or less carbon atoms, and ethers of ethylene glycol, diethylene glycol, and of
15 propylene glycol with alkyl groups having 6 or less carbon atoms, such as 2-ethylethanol and 2-butoxyethanol. The organic solvent(s) is generally present in an amount of from 0.5 to 15% based on total developer weight. Such developers can be neutral, alkaline, or slightly acidic in pH. Most of these developers are alkaline in pH, for example up to pH 11.

Representative organic solvent-containing developers include ND-
20 1 Developer, "2 in 1" Developer, 955 Developer, and 956 Developer (available from Eastman Kodak Company, Norwalk, CT).

Generally, the developer is applied to the imaged element by rubbing or wiping it with an applicator containing the developer. Alternatively, the imaged element can be brushed with the developer or the developer may be
25 applied by spraying the element with sufficient force to remove the exposed regions. Still again, the imaged element can be immersed in the developer. In all instances, a developed image is produced in a lithographic printing plate having excellent resistance to press room chemicals.

Following development, the imaged element can be rinsed with
30 water and dried in a suitable fashion. The dried element can also be treated with a conventional gumming solution (preferably gum arabic).

The imaged and developed element can also be baked in a post-exposure bake operation that can be carried out to increase run length of the resulting imaged element. Baking can be carried out, for example at from 220°C to 240°C for from 2 to 10 minutes, or at 120°C for 30 minutes.

5 Printing can be carried out by applying a lithographic ink and fountain solution to the printing surface of the imaged element. The ink is taken up by the non-imaged (non-exposed or non-removed) regions of the imageable layer and the fountain solution is taken up by the hydrophilic surface of the substrate revealed by the imaging and development process. The ink is then
10 transferred to a suitable receiving material (such as cloth, paper, metal, glass, or plastic) to provide a desired impression of the image thereon. If desired, an intermediate “blanket” roller can be used to transfer the ink from the imaged member to the receiving material. The imaged members can be cleaned between impressions, if desired, using conventional cleaning means and chemicals.

15 The following examples are presented as a means to illustrate the practice of this invention but the invention is not intended to be limited thereby.

Examples:

20 The following components were used in the preparation and use of the examples. Unless otherwise indicated, the components are available from Aldrich Chemical Company (Milwaukee, WI):

 BF-03 represents a poly(vinyl alcohol), 98% hydrolyzed (Mw = 15,000) that was obtained from Chang Chun Petrochemical Co. Ltd. (Taiwan).

25 Byk[®] 307 is a 25% (weight) solution of a modified dimethyl polysiloxane copolymer in xylene/methoxypropyl acetate that was obtained from BYK-Chemie (Wallingford, CT).

 Byk[®] 361 is an acrylate copolymer that was obtained from BYK-Chemie.

30 Crystal Violet (C.I. 42555) is Basic Violet 3 ($\lambda_{\max} = 588 \text{ nm}$).
 DMSO represents dimethylsulfoxide.

Ciba[®] EFKA 34 and Ciba[®] EFKA 39 are polysiloxanes that are available from Ciba Specialty Chemicals.

3M[™] FC 430, FC 431, FC 4430, FC 4432, and FC 4434 are various fluorochemical surfactants that are available from 3M Corporation (St. Paul, MN).

5 The tradename may be changed from Fluorad[™] to Novec[™].

FluorN[™] 322 is a glycol-based perfluoroalkyl surfactant with polyethylene glycol (60% solids), FluorN[™] 561 is a high fluorine content, ethylene glycol based polymeric fluorosurfactant (100% solids), FluorN[™] 562 is an ethylene-based polymeric fluorosurfactant (100% solids), FluorN[™] 1939A is a
10 perfluoropolyether caprolactone diacrylate (100% solids), and FluorN[™] 1970A is a perfluoropolyether glycol diacrylate (100% solids), all available from Cytonix Corporation (Beltsville, MD).

GOLDSTAR Premium Developer is an aqueous alkaline developer available from Eastman Kodak Company (Norwalk, CT).

15 MEK represents methyl ethyl ketone.

MSA represents methanesulfonic acid (99%).

Polyfox[™] PF 159, PF 632, PF 636, PF 651, PF 652, PF 656, PF 6320, and PF 6520 are fluorosurfactants based on a polyether with perfluoroalkyl side chains that are available from Omnova Solutions Inc. (Fairlawn, OH).

20 Polyfox[™] 651 and 652 fluorosurfactants each contained a urethane moiety as well as fluorinated alkyleneoxy moieties represented by Structure (CF₁) described above. The other Polyfox[™] fluorosurfactants did not contain the urethane moiety in the surfactant molecule.

PF LB 9900 is a resole resin that was obtained from Hexion AG
25 (Germany), used 50% in PM.

PM represents 1-methoxy-2-propanol (also known as Dowanol PM).

S 0094 is an IR dye ($\lambda_{\max} = 813$ nm) that was obtained from FEW
Chemicals (Germany).

30 TEA represents triethanolamine.

Tego[®] Glide 410 and Tego[®] Glide 440 are polyether siloxane copolymers that are available from Tego (Essen, Germany).

THPE represents 1,1,1-tris(4-hydroxyphenyl)ethane.

UNIDYNE™ NS1602 is a perfluorinated polymer (with pendant $-\text{CF}_2\text{CF}_2\text{CF}_3$ groups) that is available from Daikin Industries (Japan).

5

Polymer A was prepared in the following manner:

BF-03 (50 g) was added to reaction vessel fitted with a water-cooled condenser, a dropping funnel, and thermometer, and containing DMSO (200 g). With continual stirring, the mixture was heated for 30 minutes at 80°C until it became a clear solution. The temperature was then adjusted at 60°C and MSA (2.7 g) in DMSO (50 g) was added. Over 15 minutes, a solution of butyraldehyde (10.2 g) in DMSO (50 g) was added to the reaction mixture followed by addition of 2-hydroxybenzaldehyde (salicylic aldehyde, 40 g) in DMSO (100 g). The reaction mixture was then diluted with anisole (350 g) and vacuum distillation was started. The anisole:water azeotrope was distilled out from the reaction mixture (less than 0.1% of water remained in the solution). The reaction mixture was chilled to room temperature and was neutralized with TEA (8 g) dissolved in DMSO (30 g), then blended with 6 kg of water. The resulting precipitated polymer was washed with water, filtered, and dried in vacuum for 24 hours at 50 °C to obtain 84 g of dry Polymer A.

Invention Examples and Comparative Examples:

Imageable elements of the present invention, a Control Example and Comparative imageable elements outside of this invention were prepared in the following manner with the radiation-sensitive compositions having the following components:

	Polymer A	15.6 g
	PF 9900 LB (50% in PM)	16.5 g
	Crystal violet	0.54 g
30	S 0094 IR Dye	0.54 g
	THPE	1.8 g
	Additive surfactant	

	(see TABLE I below)	0.5%
PM		212 g
MEK		13 g

5

Each formulation was filtered and applied to an electrochemically roughened and anodized aluminum substrate that had been subjected to a treatment with an aqueous solution of poly(vinyl phosphonic acid) by means of common methods and the resulting imageable layer coating was dried for 10 minute at 90°C in a Glunz&Jensen “Unigraph Quartz” oven. The coated imageable layers were then heat-treated at a temperature of 55°C and a relative humidity of 25% for 3 days. The dry coverage of each imageable layer was 1.5 g/m².

The coating quality and the coefficient of friction between the 15 coated imageable layer surface and an interleaf paper (50 g/m² density, uncalendered interleaving paper obtained from Arjo Wiggins) were evaluated, and the results are presented in TABLE I below. Both of these properties are desired for the improvements provided by this invention. Coating quality should be “good” as opposed to “poor” and “acceptable”, and the coefficient of friction 20 should be at least 0.3 as measured by the Coefficient of Friction test described above. A “good” coating quality means that the coating was smooth and no coating defects are observed, an “acceptable” coating quality means that some light mottles were observed, and a “poor” coating quality means that heavy wind patterning or mottle were observed.

25 Each resulting imageable element was exposed on a CREO[®] Lotem 400 Quantum imager in an energy range of from 40 mJ/cm² to 150 mJ/cm² and developed for 30 seconds at 23° C in a Glunz&Jensen “InterPlater 85HD” processor using the GOLDSTAR Premium Developer. The resulting printing plates were evaluated for sensitivity (clearing point: the lowest imaging energy at 30 which the exposed regions were completely removed by the developer at a given temperature and time). These results are also shown in the following TABLE I.

TABLE I

Additive Surfactant	Coating Quality	Coefficient of Friction	Sensitivity mJ/cm² (25°C/30 sec.)
None (Control)	Poor	0.39	NA
Tego [®] Glide 440	Good	0.19	50
Tego [®] Glide 410	Good	0.19	50
Ciba [®] EFKA 34	Good	0.16	50
Ciba [®] EKFA 39	Poor	NA	NA
Byk [®] 307	Good	0.18	50
Byk [®] 361	Good	0.21	50
3M [™] FC 430	Poor	0.28	50
3M [™] FC 431	Good	0.31	50
3M [™] FC 4430	Poor	NA	NA
3M [™] FC 4432	Poor	NA	NA
3M [™] FC 4434	Poor	NA	NA
Unidyne [™] NS1602	Acceptable	NA	NA
FluorN [™] 322	Poor	NA	NA
FluorN [™] 561	Poor	NA	NA
FluorN [™] 562	Poor	NA	NA
FluorN [™] 1932A	Poor	NA	NA
FluorN [™] 1979A	Poor	NA	NA
Polyfox [™] PF 159	Poor	NA	NA
Polyfox [™] PF 632	Poor	NA	NA
Polyfox [™] PF 636	Poor	NA	NA
Polyfox [™] PF 651	Good	0.34	50
Polyfox [™] PF 652	Good	0.37	50
Polyfox [™] PF 656	Poor	NA	NA
Polyfox [™] PF 6320	Poor	NA	NA
Polyfox [™] PF 6520	Acceptable	0.28	50

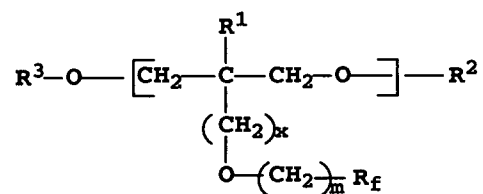
NA = means "not available" because in most cases if the Coating Quality was poor or only acceptable, the coefficient of friction and sensitivity were not measure.

5 From these results, it is apparent that the fluorochemical surfactants having a urethane moiety and a moiety represented by Structure (CF) noted

described herein provide the desired coating quality and coefficient of friction between the coated imageable layer surface and the interleaf paper.

CLAIMS:

1. A radiation-sensitive composition comprising:
- a. an alkaline soluble polymeric binder that comprises a phenolic resin or a poly(vinyl acetal),
 - 5 b. a radiation absorbing compound, and
 - c. a fluorinated compound comprising an -NR-C(=O)O- (urethane) moiety and one or more fluorinated alkyleneoxy moieties.
- 10 2. The composition of claim 1 wherein said fluorinated compound comprises alkyleneoxy groups having the following Structure (CF):



15 (CF)

wherein R_f is a partially or wholly fluorinated alkyl or polyether group, R^1 is a substituted or unsubstituted alkyl or alkyleneoxyalkyl group, R^2 is a -C(=O)-NH- group attached to a chain of atoms, R^3 is hydrogen or an alkyl, R_f , the same or different R^2 , or $\text{-(CH}_2\text{)}_m\text{-R}_f$ group, m is 0 or 1 to 10, and x is 1 to 4.

20

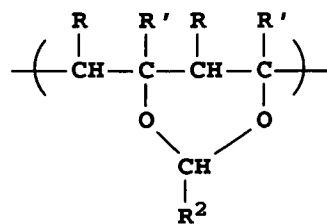
3. The radiation-sensitive composition of claim 2 wherein R_f is at least 75% fluorinated, R^1 an alkyl group having 1 to 4 carbon atoms, R^2 is attached to a chain of atoms including one or more aliphatic, alicyclic, or aromatic groups, and optionally one or more urethane moieties or one or more fluorinated
- 25 or non-fluorinated alkyleneoxy moieties, R^3 is the same or different R^2 or $\text{-(CH}_2\text{)}_m\text{R}_f$ group, m is 0, 1, 2, or 3, and x is 1 or 2.

4. The radiation-sensitive composition of claim 1 wherein said fluorinated compound is present in an amount of at least 0.01 weight %.

5. The radiation-sensitive composition of claim 1 wherein said radiation absorbing compound is an infrared radiation absorbing dye or pigment.

5 6. The radiation-sensitive composition of claim 1 wherein said polymeric binder comprises a poly(vinyl acetal) that has from 50 to 75% recurring acetal units based on total number of recurring units.

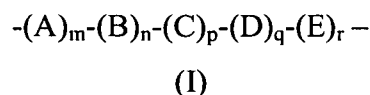
7. The radiation-sensitive composition of claim 1 wherein said
10 polymeric binder comprises a poly(vinyl acetal) comprising recurring acetal units represented by the following Structure (PVAc):



(PVAc)

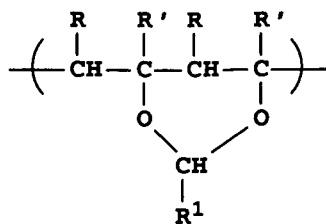
15 wherein R and R' are independently hydrogen or an alkyl, cycloalkyl, or halo group, and R² is a substituted or unsubstituted phenol, or naphthol, or anthracenol group.

8. The radiation-sensitive composition of claim 1 wherein said
20 polymeric binder comprises a poly(vinyl acetal) that is represented by the following Structure (I):



25 wherein:

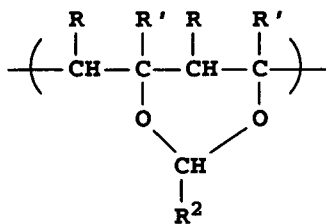
A represents recurring units represented by the following Structure (Ia):



(Ia),

B represents recurring units represented by the following Structure (Ib):

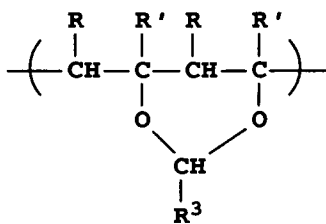
5



(Ib),

C represents recurring units represented by the following Structure (Ic):

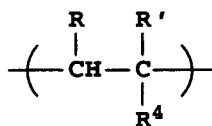
10



(Ic),

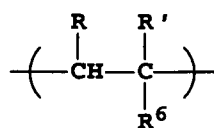
D represents recurring units represented by the following Structure (Id):

15



(Id),

E represents recurring units represented by the following Structure (Ie):



(Ie),

m is from 5 to 40 mol %, n is from 10 to 60 mol %, p is from 0 to 20 mol %, q is from 1 to 20 mol % and r is from 5 to 60 mol %, provided that m + n + p is at least 50 mol %,

R and R' are independently hydrogen or an alkyl, cycloalkyl, or halo group,

R¹ is an alkyl, cycloalkyl, or aryl group,

R² is a phenol, naphthol, or anthracenol group provided that R¹ and R² are different groups,

R³ is an alkynyl or phenyl group,

R⁴ is an -O-C(=O)-R⁵ group wherein R⁵ is an alkyl or aryl group,

and

R⁶ is a hydroxy group.

15

9. An imageable element comprising a substrate and having thereon:

an imageable layer comprising:

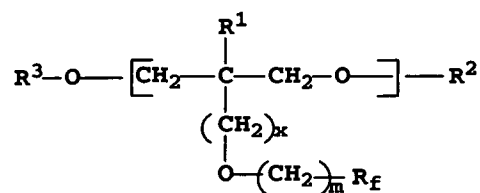
an alkaline soluble polymeric binder that comprises a phenolic resin or a poly(vinyl acetal),

a radiation absorbing compound, and

a fluorinated compound comprising an -NR-C(=O)O- (urethane) moiety and one or more fluorinated alkyleneoxy moieties.

25

10. The element of claim 9 wherein said fluorinated compound comprises fluorinated alkyleneoxy groups having the following Structure (CF):



(CF)

wherein R_f is a partially or wholly fluorinated alkyl or polyether group, R^1 is a substituted or unsubstituted alkyl or alkyleneoxyalkyl group, R^2 is a $-\text{C}(=\text{O})-\text{NH}-$ group attached to a chain of atoms, R^3 is hydrogen or an alkyl, R_f , the same or different R^2 , or $-(\text{CH}_2)_m-\text{R}_f$ group, m is 0 or 1 to 10, and x is 1 to 4.

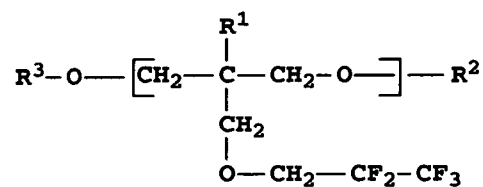
11. The element of claim 10 wherein R_f is at least 75% fluorinated, R^1 an alkyl group having 1 to 4 carbon atoms, R^2 is attached to a chain of atoms including one or more aliphatic, alicyclic, or aromatic groups, and optionally one or more urethane moieties or one or more fluorinated or non-fluorinated alkyleneoxy moieties, R^3 is the same or different R^2 or $-(\text{CH}_2)_m-\text{R}_f$ group wherein m is 1 or 2.

15

12. The element of claim 10 wherein said fluorinated compound is present in an amount of from 0.05 to 2 weight %.

13. The element of claim 9 wherein said fluorinated compound comprises alkyleneoxy groups represented by the following Structure (CF₁):

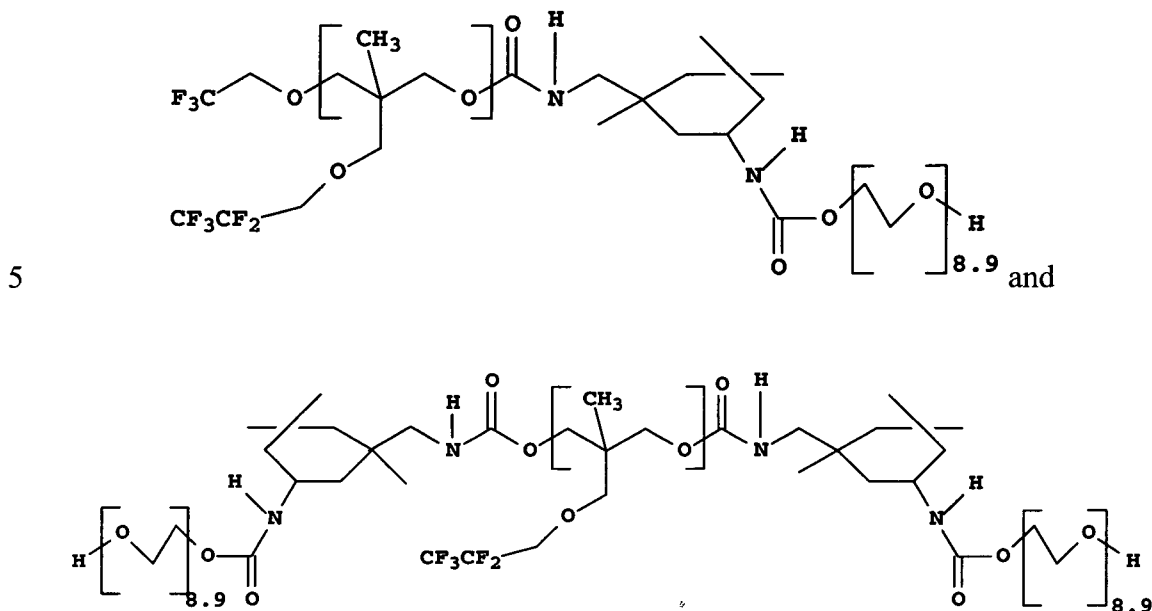
20

(CF₁)

wherein R^1 is a substituted or unsubstituted alkyl or alkyleneoxyalkyl group, R^2 is a $-\text{C}(=\text{O})-\text{NH}-$ group attached to a chain of atoms, R^3 is hydrogen or an alkyl, R_f , the same or different R^2 , or $-(\text{CH}_2)_m-\text{R}_f$ group, and R_f is a partially or wholly fluorinated alkyl or polyether group.

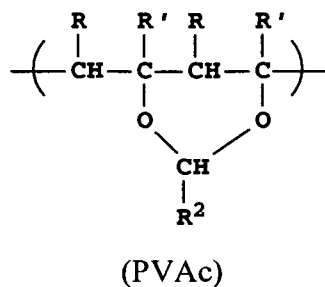
25

14. The element of claim 9 wherein said fluorinated compound is represented by one of the following Structures:



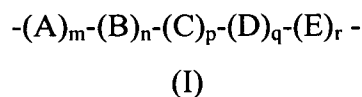
15. The element of claim 9 wherein said radiation absorbing compound is an infrared radiation absorbing dye.

16. The element of claim 9 wherein said polymeric binder comprises a phenolic resin or a poly(vinyl acetal) that has from 50 to 75% recurring acetal units based on total number of recurring units and comprises recurring units represented by the following Structure (PVAc):



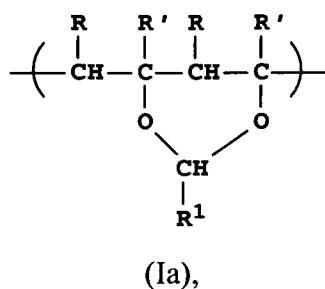
wherein R and R' are independently hydrogen or an alkyl, cycloalkyl, or halo group, and R² is a substituted or unsubstituted phenol, naphthol, or anthracenol group.

- 5 17. The element of claim 9 wherein said polymeric binder comprises a poly(vinyl acetal) that is represented by the following Structure (I):

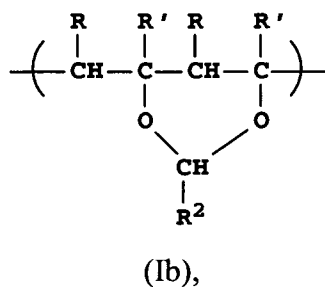


10 wherein:

A represents recurring units represented by the following Structure (Ia):

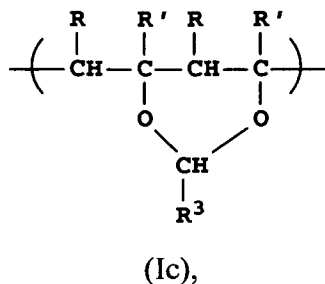


15 B represents recurring units represented by the following Structure (Ib):

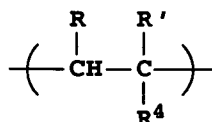


C represents recurring units represented by the following Structure (Ic):

20

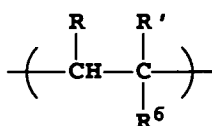


D represents recurring units represented by the following Structure (Id):



5 (Id),

E represents recurring units represented by the following Structure (Ie):



(Ie),

10 m is from 5 to 40 mol %, n is from 10 to 60 mol %, p is from 0 to 20 mol %, q is from 1 to 20 mol % and r is from 5 to 60 mol %, provided that m + n + p is at least 50 mol %,

R and R' are independently hydrogen or an alkyl, cycloalkyl, or halo group,

15 R¹ is an alkyl, cycloalkyl, or aryl group,

R² is a phenol, naphthol, or anthracenol group provided that R¹ and R² are different groups,

R³ is an alkynyl or phenyl group,

R⁴ is an -O-C(=O)-R⁵ group wherein R⁵ is an alkyl or aryl group,

20 and

R⁶ is a hydroxy group.

18. The element of claim 9 wherein said polymeric binder is present at a coverage of from 50 to 90 weight %, said radiation absorbing
25 compound is an infrared radiation absorbing compound that is present at a coverage of from 0.5 to 5 weight %, and said fluorinated compound is present at a coverage of from 0.01 to 2 weight %, all based on the dry weight of said

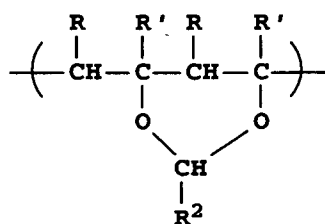
imageable layer, and said element further comprises a developability-enhancing material.

19. A method of making a printing plate comprising:

- 5 A) imagewise exposing the imageable element of claim 9 to provide exposed and non-exposed regions, and
 B) developing said imagewise exposed element to remove only said exposed regions.

10 20. The method of claim 19 wherein said imageable element is imaged at a wavelength of from 700 to 1200 nm.

21. The method of claim 19 wherein said imageable element comprises a polymeric binder in said imageable layer that comprises a phenolic resin or a poly(vinyl acetal) comprising recurring units that are represented by the following Structure (PVAc):

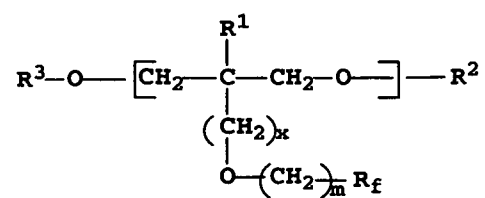


(PVA),

20 wherein R and R' are independently a hydrogen or an alkyl, cycloalkyl, or halo group, and R² is a substituted or unsubstituted phenol, naphthol, or anthracenol group, and

 said fluorinated compound comprises a urethane moiety and one or more fluorinated alkyleneoxy groups represented by the following Structure (CF):

25



(CF)

wherein R_f is a partially or wholly fluorinated alkyl or polyether group, R^1 is a substituted or unsubstituted alkyl or alkyleneoxyalkyl group, R^2 is a $-\text{C}(=\text{O})\text{-NH-}$ group attached to a chain of atoms, R^3 is hydrogen or an alkyl, R_f , the same or
 5 different R^2 , or $-(\text{CH}_2)_m\text{-R}_f$ group, m is 0 or 1 to 10, and x is 1 to 4.

INTERNATIONAL SEARCH REPORT

International application No
PCT/US2008/001878

A. CLASSIFICATION OF SUBJECT MATTER

INV. B41C1/10 B41M5/36 G03F7/004

According to International Patent Classification (IPC) or to both national classification and IPC

B. FIELDS SEARCHED

Minimum documentation searched (classification system followed by classification symbols)

B41C B41M G03F

Documentation searched other than minimum documentation to the extent that such documents are included in the fields searched

Electronic data base consulted during the international search (name of data base and, where practical, search terms used)

EPO-Internal, WPI Data, CHEM ABS Data

C. DOCUMENTS CONSIDERED TO BE RELEVANT

Category*	Citation of document, with indication, where appropriate, of the relevant passages	Relevant to claim No.
A	US 2005/214678 A1 (A.NAGASHIMA) 29 September 2005 (2005-09-29) cited in the application paragraphs [0008] - [0015], [0030], [0034], [0044], [0049], [0053] claims 1,3,4	1-21

Further documents are listed in the continuation of Box C.

See patent family annex.

* Special categories of cited documents :

- *A* document defining the general state of the art which is not considered to be of particular relevance
- *E* earlier document but published on or after the international filing date
- *L* document which may throw doubts on priority claim(s) or which is cited to establish the publication date of another citation or other special reason (as specified)
- *O* document referring to an oral disclosure, use, exhibition or other means
- *P* document published prior to the international filing date but later than the priority date claimed
- *T* later document published after the international filing date or priority date and not in conflict with the application but cited to understand the principle or theory underlying the invention
- *X* document of particular relevance; the claimed invention cannot be considered novel or cannot be considered to involve an inventive step when the document is taken alone
- *Y* document of particular relevance; the claimed invention cannot be considered to involve an inventive step when the document is combined with one or more other such documents, such combination being obvious to a person skilled in the art.
- *&* document member of the same patent family

Date of the actual completion of the international search

12 June 2008

Date of mailing of the international search report

20/06/2008

Name and mailing address of the ISA/

European Patent Office, P.B. 5818 Patentlaan 2
NL - 2280 HV Rijswijk
Tel. (+31-70) 340-2040, Tx. 31 651 epo nl,
Fax: (+31-70) 340-3016

Authorized officer

Bacon, Alan

INTERNATIONAL SEARCH REPORT

Information on patent family members

International application No

PCT/US2008/001878

Patent document cited in search report	Publication date	Patent family member(s)	Publication date
US 2005214678	A1	JP 2005275231 A	06-10-2005