



US00D591739S

(12) **United States Design Patent**
Matsuoka

(10) **Patent No.:** **US D591,739 S**

(45) **Date of Patent:** **** May 5, 2009**

(54) **HOUSING FOR A MOBILE COMPUTING DEVICE**

2006/0281501 A1* 12/2006 Zuo et al. 455/575.1
* cited by examiner

(75) Inventor: **Yoshimichi Matsuoka**, Cupertino, CA (US)

Primary Examiner—Cathron C Brooks
Assistant Examiner—Barbara Fox
(74) *Attorney, Agent, or Firm*—Shemwell Mahamedi LLP

(73) Assignee: **Palm, Inc.**, Sunnyvale, CA (US)

(57) **CLAIM**

(**) Term: **14 Years**

What is claimed is the ornamental design for a housing for a mobile computing device, as shown and described.

(21) Appl. No.: **29/317,772**

(22) Filed: **May 6, 2008**

DESCRIPTION

(51) **LOC (9) Cl.** **14-02**

FIG. 1 is a leftward front isometric view of a housing for a mobile computing device;

(52) **U.S. Cl.** **D14/341**

FIG. 2 is a rightward front isometric view thereof;

(58) **Field of Classification Search** D14/341–346;
D18/1, 2, 7, 11; 235/145 A, 145 R; 341/22,
341/23, 156, 168, 169, 172, 173; 349/12;
361/680–686, 690–696

FIG. 3 is a front view thereof;

FIG. 4 is a leftward side view thereof;

FIG. 5 is a rightward side view thereof;

FIG. 6 is a bottom end view thereof;

FIG. 7 is a top end view thereof; and,

FIG. 8 is a back view thereof.

See application file for complete search history.

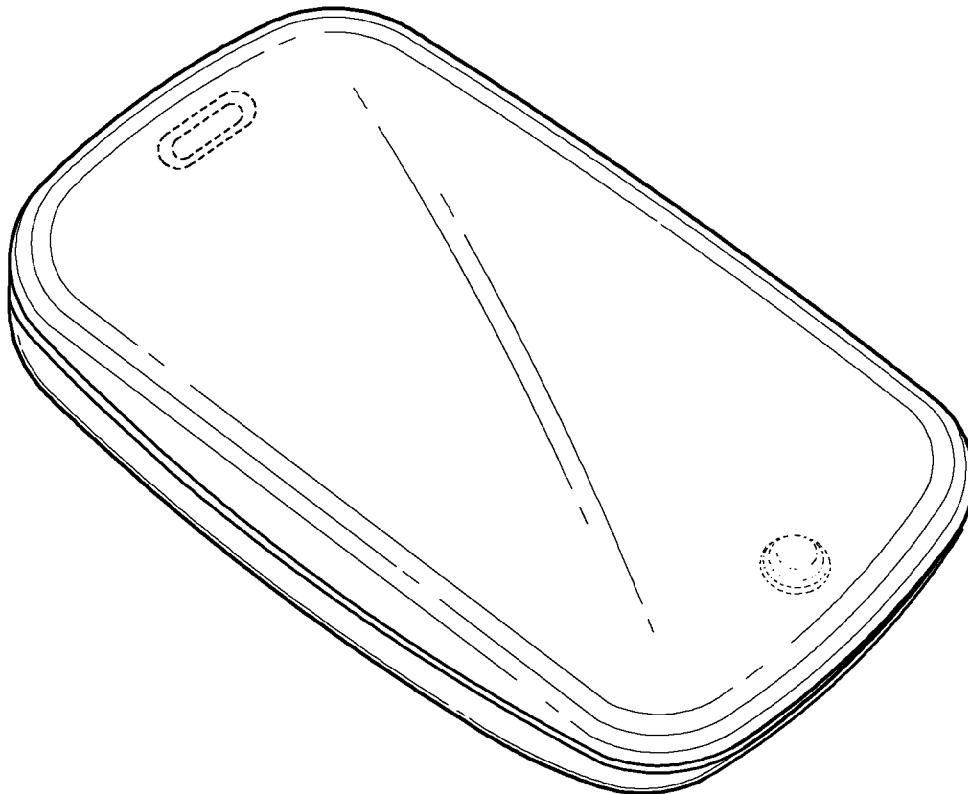
The broken lines shown in the drawings are for the purpose of illustrating portions of the housing for a mobile computing device and form no part of the claimed design.

(56) **References Cited**

U.S. PATENT DOCUMENTS

- D494,166 S * 8/2004 Kumagai et al. D14/345
- D558,757 S * 1/2008 Andre et al. D14/341
- D561,159 S * 2/2008 Heng et al. D14/138
- D568,284 S * 5/2008 Lee et al. D14/138

1 Claim, 6 Drawing Sheets



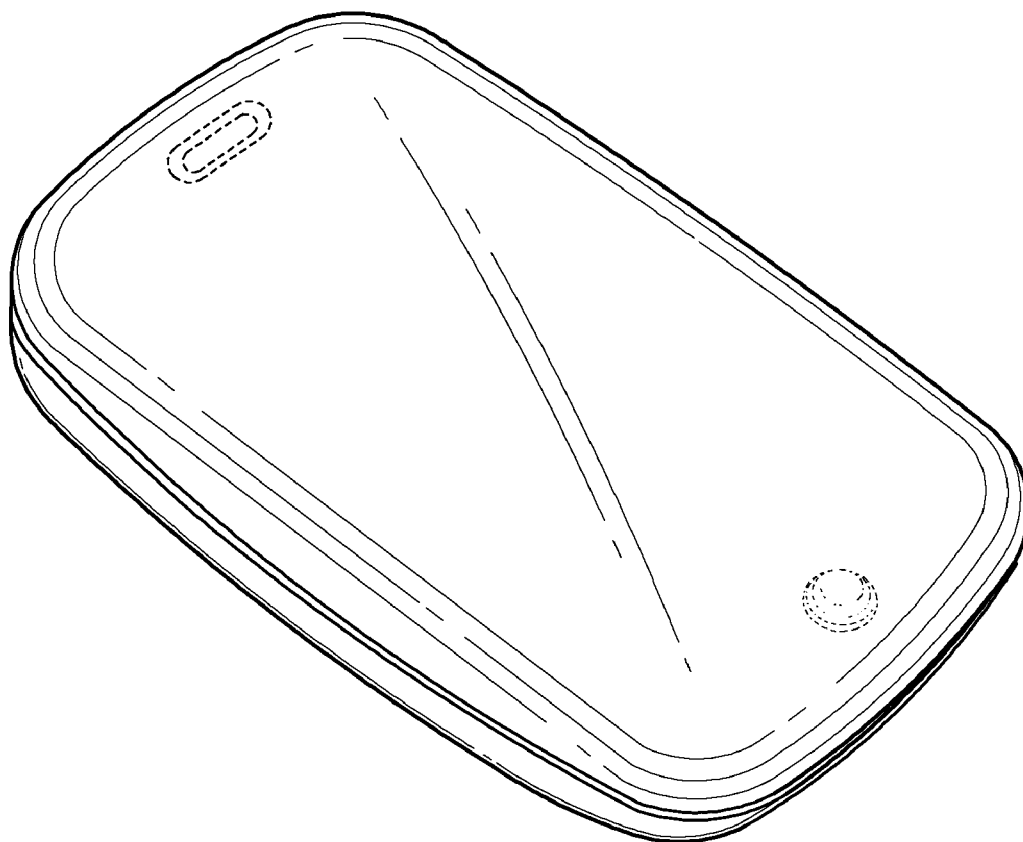


FIG.1

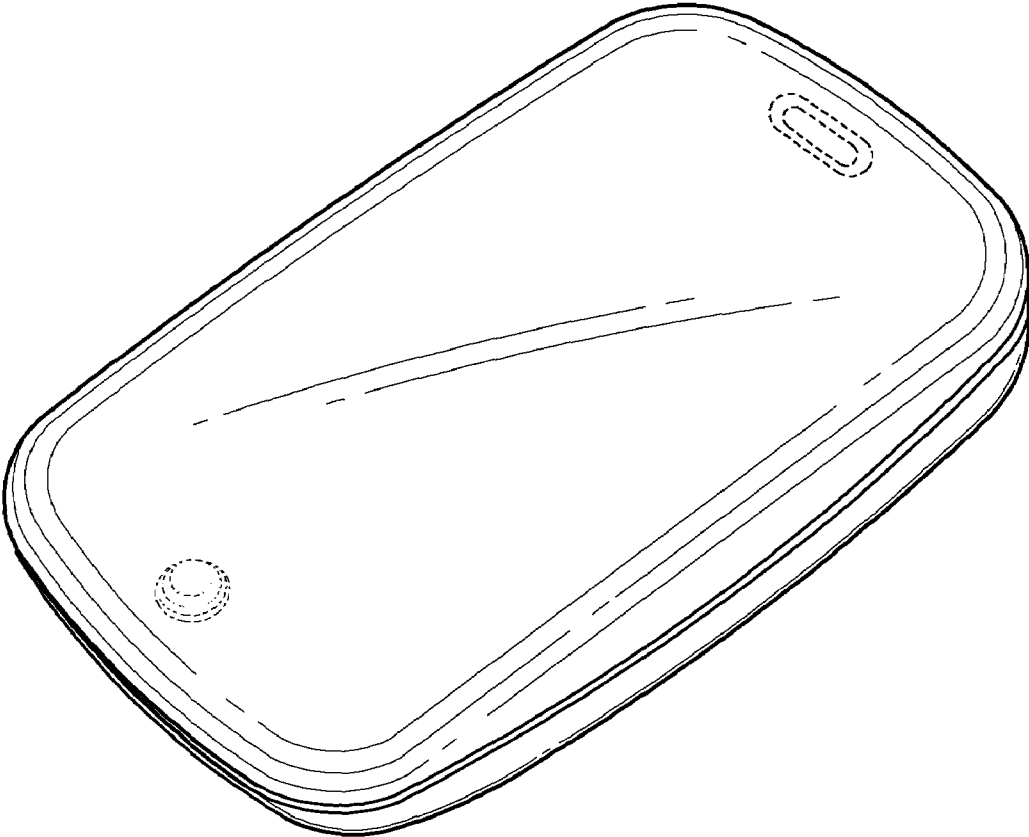


FIG.2

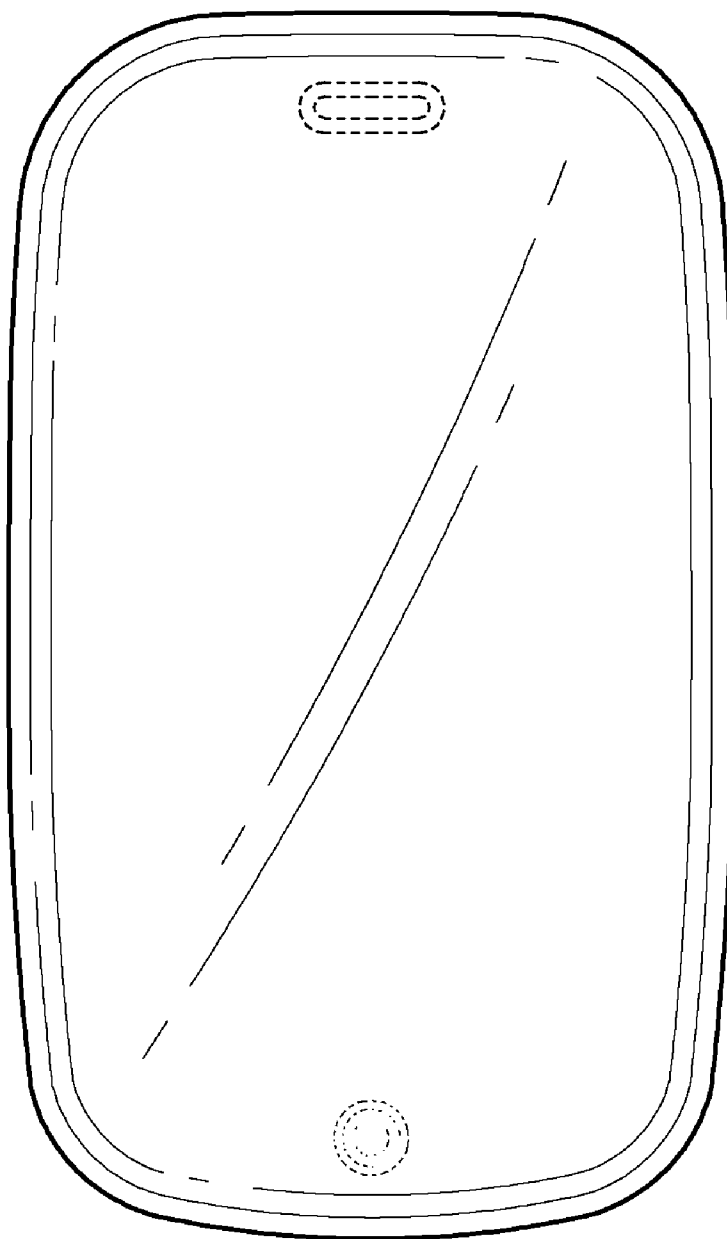


FIG. 3




FIG.4



FIG.5

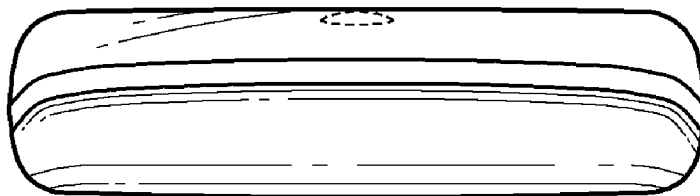


FIG. 6

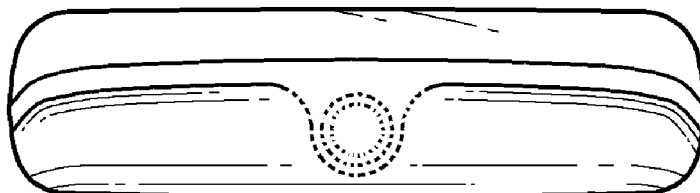


FIG. 7

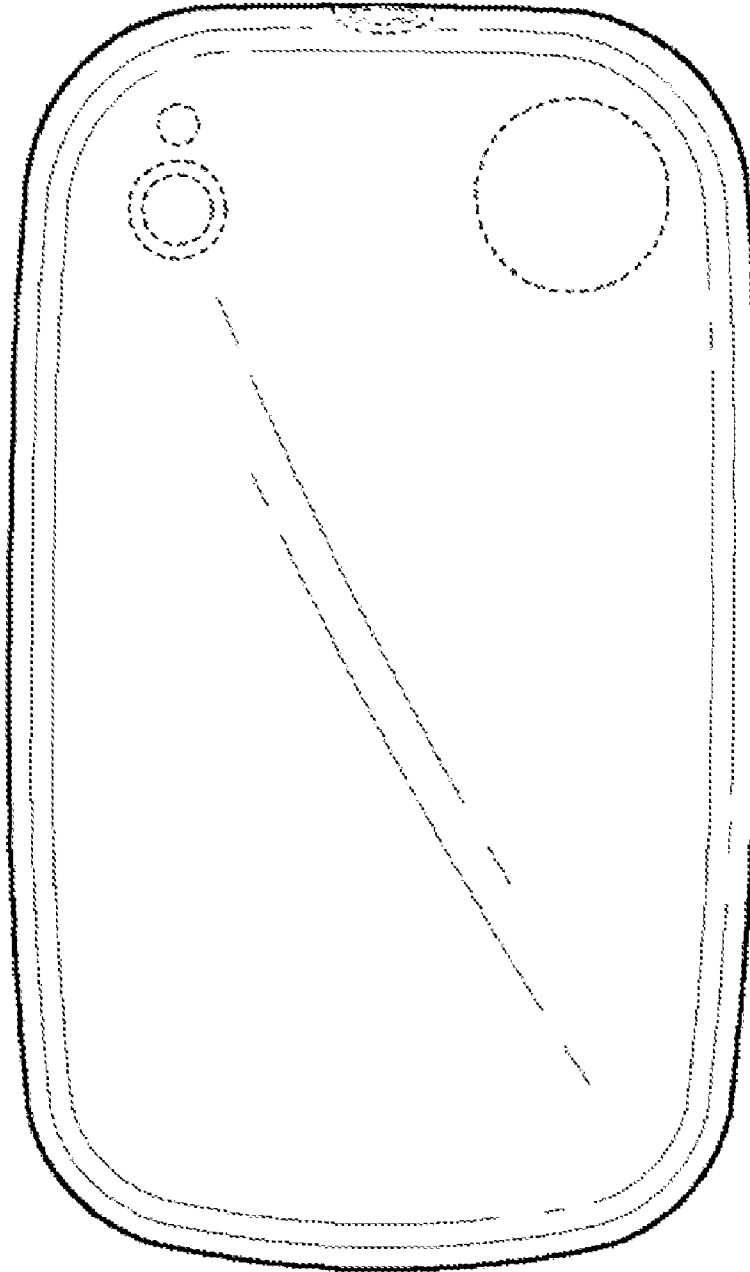


FIG. 8