



- (51) International Patent Classification:
B65D 81/26 (2006.01)
- (21) International Application Number:
PCT/US2015/026646
- (22) International Filing Date:
20 April 2015 (20.04.2015)
- (25) Filing Language: English
- (26) Publication Language: English
- (71) Applicant: **BEMIS COMPANY, INC.** [US/US]; One Neenah Center 4th Floor, 134 E. Wisconsin Avenue, Neenah, WI 54956 (US).
- (72) Inventor: **CRUZ, Tara, K.**; 1110 W. 5th Street, Appleton, WI 54914 (US).
- (74) Agent: **HALL, Tom, J.**; Bemis Company, Inc., Office Of Intellectual Property Counsel, P.O. Box 669, Neenah, WI 54957-0669 (US).
- (81) Designated States (*unless otherwise indicated, for every kind of national protection available*): AE, AG, AL, AM,

AO, AT, AU, AZ, BA, BB, BG, BH, BN, BR, BW, BY, BZ, CA, CH, CL, CN, CO, CR, CU, CZ, DE, DK, DM, DO, DZ, EC, EE, EG, ES, FI, GB, GD, GE, GH, GM, GT, HN, HR, HU, ID, IL, IN, IR, IS, JP, KE, KG, KN, KP, KR, KZ, LA, LC, LK, LR, LS, LU, LY, MA, MD, ME, MG, MK, MN, MW, MX, MY, MZ, NA, NG, NI, NO, NZ, OM, PA, PE, PG, PH, PL, PT, QA, RO, RS, RU, RW, SA, SC, SD, SE, SG, SK, SL, SM, ST, SV, SY, TH, TJ, TM, TN, TR, TT, TZ, UA, UG, US, UZ, VC, VN, ZA, ZM, ZW.

- (84) Designated States (*unless otherwise indicated, for every kind of regional protection available*): ARIPO (BW, GH, GM, KE, LR, LS, MW, MZ, NA, RW, SD, SL, ST, SZ, TZ, UG, ZM, ZW), Eurasian (AM, AZ, BY, KG, KZ, RU, TJ, TM), European (AL, AT, BE, BG, CH, CY, CZ, DE, DK, EE, ES, FI, FR, GB, GR, HR, HU, IE, IS, IT, LT, LU, LV, MC, MK, MT, NL, NO, PL, PT, RO, RS, SE, SI, SK, SM, TR), OAPI (BF, BJ, CF, CG, CI, CM, GA, GN, GQ, GW, KM, ML, MR, NE, SN, TD, TG).

Published: — with international search report (Art. 21(3))

(54) Title: PEELABLE/RESEALABLE PACKAGE WITH ABSORBENT STRIP

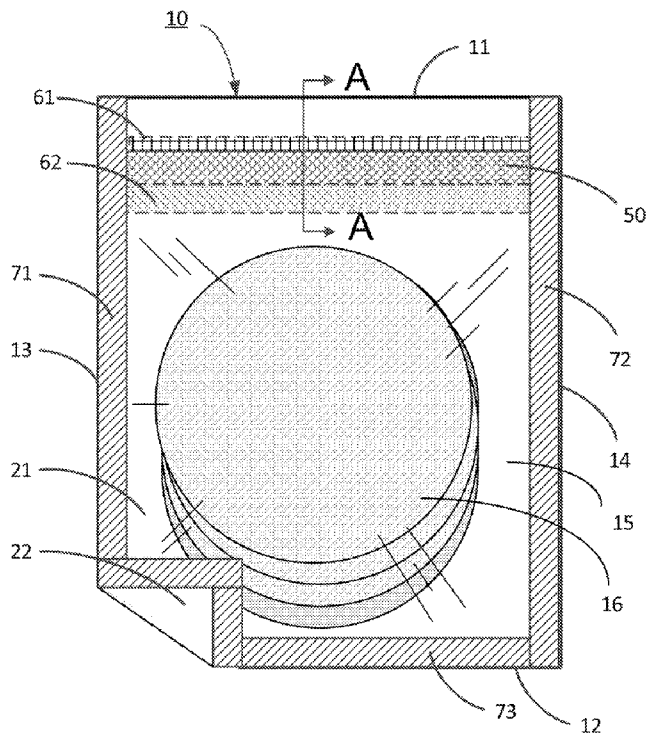


FIG. 1a

(57) Abstract: The present invention is directed to flexible peelable/resealable packages uniquely well suited for packaging convenience foods such as processed meats, cheeses and the like. The packages include a peelable/resealable interface formed from a pressure sensitive adhesive (PSA) which permit the packages to be re-sealed after their initial opening. There is also an absorbent non-woven strip which is inserted between the first and second wall panels near the PSA interface. During the opening of the package when the wall panels are forced apart in opposite directions, the absorbent non-woven strip cohesively ruptures and at least a portion of the strip remains bonded to each wall panel after the package has been opened. The absorbent non-woven strip absorbs water and/or fats, grease and oils from the food products before these materials can contaminate the PSA interface.

WO 2016/171647 A1

PEELABLE/RESEALABLE PACKAGE WITH ABSORBENT STRIP

BACKGROUND OF THE INVENTION

- [01]** The present invention relates generally to primary packaging and more particularly, to flexible peelable/resealable packages uniquely well suited for packaging convenience foods such as processed meats, cheeses and the like.
- [02]** Packages which combine an easy-open feature with reclosability provide consumers with a convenient means to open a package without the use of scissors, knives or other cutting implements, and a reliable manner to re-close the package as often as needed. Various methods have been used to provide both these features which include, for example, mechanical strips, such as interlocking fasteners or zippers, and adhesives positioned on an exterior film surface or within the film structure. These methods are known in the art and have been disclosed in U.S. Pat. Nos. 5,063,644; 5,301,394; 5,442,837; 5,445,838; 5,882,789; 5,964,532; 6,409,384; 6,439,770; 6,524,002; 6,527,444; 6,609,827; 6,616,333; 6,632,021; 6,663,283; 6,666,580; 6,679,027; and 7,927,679.
- [03]** One widely used means of providing package reclosability is to employ zippers compatible with flexible packages of plastic film construction. Product packaging having zipper reclose mechanisms are often employed for packaging products in situations where the consumer may wish to remove only a portion of the product and to reclose the package. One problem with such zippers is that application of zippers to a film roll makes the film roll bulky and more difficult to handle. Although packaging zippers can be applied in high speed in-line form-fill-seal operations, the equipment requirements for application of zippers and the expense of the zipper materials can be significant. While mechanical closures can be applied in form-fill-seal operations, it often requires complex manufacturing steps to apply, interconnect, and align the mechanical fastening features of each structure. Therefore, mechanical reclosable fasteners often add undue complexity, cost, and

expense into the flexible packaging manufacture. In addition, zippers may not provide hermetic seals when desired. Also, some consumers have difficulty operating and manipulating zipper closures.

- [04]** One method of providing easy-open and reclosability to a package which can be hermetically sealed is the use of films or film laminates having a layer of pressure sensitive adhesive (PSA). The consumer may readily open the package by cohesively rupturing the PSA layer and reseal the package along the exposed PSA interface. When the package is opened in this manner, PSA is exposed on the interior surface of each wall of the package. However, care must be taken to prevent contamination of the PSA by the contents of the package. Any matter or debris falling onto the exposed PSA surface can reduce the re-tack adhesion at of the PSA interface.
- [05]** A particular challenging problem encountered with packages having an exposed PSA interface is contamination of the adhesive by water and/or fats, grease and oils from processed meat and cheese products. During the manufacture of such products, significant amounts of water and/or fat may be added to the food product mixture. With some processed meat products such as sliced luncheon meats, as much as 35% to 75% by weight of the total product is water and at least 5% by weight animal or vegetable fat. When the consumer opens the package and removes an individual slice of meat or cheese, the product typically contacts the exposed PSA interface as it is drawn out of the package. Water and/or grease can be absorbed by the adhesive and/or react with the adhesive components. These interactions can often change the adhesive properties of the adhesive which then affect the resealability performance of the package. Eventually, with repeated water/grease interactions, the reseal integrity of the package may be lost. Those skilled in the art have recognized this as a potential weakness of peelable/resealable PSA interfaces in re-closable packages for processed meat and cheese products.

- [06]** Accordingly, a solution to this long-felt but hitherto unresolved problem is desired which is simple and economical yet reliable, and durable.

SUMMARY OF THE INVENTION

- [07]** The present invention is directed to peelable/resealable packages having particular application for packaging of processed foods, such as, but not limited to luncheon meats and cheeses. The packaging of the present invention includes a top end and a bottom end generally opposite the top end, a first side edge and a second side edge generally opposite the first side edge. These packages further include a first wall panel having an interior surface and an exterior surface, a second wall panel having an interior surface and an exterior surface, a first side heat seal located adjacent to the first side edge which extends from the top end to the bottom end, and a second side heat seal located adjacent to the second side edge which extends from the top end to the bottom end.
- [08]** One important aspect of the packages of the present invention is that they include an absorbent non-woven strip located generally near the top end which is inserted between the first and second wall panels. The absorbent non-woven strip may be adhesively adhered or heat sealed to each wall panel or adhesively attached to one wall panel and heat sealed to the other wall panel. The absorbent non-woven strip may include, but is not limited to any paper-based material, cellulose material or non-woven cellulose-base and synthetic fibers or combinations thereof which are capable of absorbing water and/or grease, oil or fat. The absorbent non-woven strip is bonded to each wall panel such that the adhesion between the strip and each wall panel is greater than the cohesive strength of the non-woven strip material. During the opening of the package when the wall panels are forced apart in opposite directions, the absorbent non-woven strip cohesively ruptures and at least a portion of the strip remains bonded to each wall panel after the package has been opened. In one preferred embodiment, the absorbent non-woven strip includes a mono-layer of absorbent material which can be heat sealed between

two film layers or two wall panels of the package. In another preferred embodiment, the absorbent non-woven strip includes at least two layers: a first layer comprising an absorbent material and a second layer comprising a heat sealable material. In another preferred embodiment, the absorbent non-woven strip includes three layers: an exterior first layer comprising pressure sensitive adhesive (PSA), an interior second layer comprising an absorbent material, and an exterior third layer comprising pressure sensitive adhesive (PSA). Alternatively, the absorbent non-woven strip may include an exterior first layer comprising a heat sealable material, an interior second layer comprising an absorbent material, and an exterior third layer comprising a heat sealable material. In still another preferred embodiment, the absorbent non-woven strip includes at least four layers: an exterior first layer comprising heat sealable material, an interior second layer comprising an absorbent material, an interior third layer comprising an oriented thermoplastic material, and an exterior fourth layer of pressure sensitive adhesive (PSA). In yet another preferred embodiment, the absorbent non-woven strip comprises an exterior first layer of non-woven absorbent material, an interior second layer comprising a polyolefin, an interior third layer comprising an oriented thermoplastic material, and an exterior fourth layer of pressure sensitive adhesive (PSA).

[09] Another important aspect of the packages of the present invention is that they have an initial closed position comprising a first peelable/resealable transverse heat seal located generally near the top end and extending between the first side edge and the second side edge which joins the interior surface of the first wall panel to the interior surface of the second wall panel. The first peelable/resealable transverse heat seal will include a cross-sectional portion of the first wall portion having an integrally formed pressure sensitive adhesive (PSA) film layer or a cross-sectional portion of the package having an inserted pressure sensitive adhesive (PSA) strip. In one preferred embodiment, the first peelable/resealable transverse heat seal is placed superimposed laterally over the integrally formed pressure sensitive

adhesive (PSA) film layer or inserted pressure sensitive adhesive (PSA) strip. The first peelable/resealable transverse heat seal is positioned such that the cross-sectional area of the wall panel under the heat seal includes at least part of the non-woven absorbent strip and either the integrally formed pressure sensitive adhesive (PSA) film layer or the inserted pressure sensitive adhesive (PSA) strip. Alternatively, in another preferred embodiment, the first peelable/resealable transverse heat seal is placed offset laterally between the non-woven absorbent strip and the top end. In this offset position, the first peelable/resealable transverse heat seal will include either a cross-sectional portion of the first wall portion having an integrally formed pressure sensitive adhesive (PSA) film layer or a cross-sectional portion of the package having an inserted pressure sensitive adhesive (PSA) strip.

- [10] In another preferred embodiment, the packages of the present invention may further include a second peelable/resealable transverse heat seal placed below the non-woven absorbent strip and the first peelable/resealable transverse heat seal. The second peelable/resealable transverse heat seal extends between the first side edge and the second side edge and joins the interior surface of the first wall panel to the interior surface of the second wall panel.
- [11] Another important aspect of the packages of the present invention is that they include an open position where the first wall panel and the second wall panel are separated at the first peelable/resealable transverse heat seal. This open position comprises an exposed first section of the interior surface of the first wall panel comprising pressure sensitive adhesive (PSA), an exposed second section of the interior surface of the first wall panel comprising the non-woven absorbent material, an exposed first section of the interior surface of the second wall panel comprising pressure sensitive adhesive (PSA), and an exposed second section of the interior surface of the second wall panel comprising the non-woven absorbent material. In one preferred embodiment, the exposed sections of pressure sensitive

adhesive (PSA) and non-woven absorbent material on each wall panel are adjacent to each other. In another preferred embodiment, the exposed sections of pressure sensitive adhesive (PSA) and non-woven absorbent material on each wall panel are offset away from each other.

- [12] As used herein, the terms "heat seal" and the like refer to a first portion of a film surface (*i.e.*, formed from a single layer or multiple layers) which is capable of forming a hermetic fusion bond to a second portion of a film surface typically under heat and pressure. A heat-seal layer is capable of fusion bonding by conventional indirect heating means which generate sufficient heat on at least one film contact surface for conduction to the contiguous film contact surface and formation of a bond interface therebetween without loss of the film integrity. It should be recognized that heat sealing can be performed by any one or more of a wide variety of manners, such as using a heat seal technique (e.g., melt-bead sealing, thermal sealing, impulse sealing, ultrasonic sealing, hot air, hot wire, infrared radiation, etc.).
- [13] Packages of the present invention incorporate a seal area having a peelable/resealable film interface which provide an easy means to both open the package without having to tear the packaging material and re-close the package as often as needed. In general, these peelable/resealable film interfaces are formed when two film surfaces are bonded or sealed together during the package fabrication process. This seal area or bond is considered "peelable" if the consumer simply grasps a portion of the wall panel and pulls or "peels" it away from a second wall panel. The initial force needed to separate the wall panels is relatively strong before the package is opened in order for the seal area to withstand the expected abuse during the packaging operation, distribution, and storage. By contrast, after the package has been initially opened, the peeling force required to break the seal and re-open the package is relatively weak thereafter. Moreover, the package is considered "resealable" if the consumer simply engages

the two wall panel surfaces together. Generally, the force required to affect either an adhesive or a cohesive failure between wall panel surfaces may be measured by its "peel strength" in accordance with ASTM F-904 test methods. A peelable package structure is adapted to remain secure and unbroken during package fabrication, distribution and storage, and yet may be relatively easily ruptured. Accordingly, a peelable package structure may include a frangible layer such as a pressure sensitive adhesive having a peel strength of between 500 gram-force/inch (87.6 Newton/meter) and 5000 gram-force/inch (875.5 Newton/meter) as measured in accordance with ASTM F-904 test method. As used herein, the term "resealable" refers to an interface adapted to re-adhere to itself after separation. The force required to "reseal" these pressure sensitive adhesive interfaces is proportional to the manual pressure exerted on the film. Consequently, a peelable and resealable pressure sensitive adhesive interface will exhibit a first interfacial peel strength and a second interfacial (or re-tack) peel strength. The peelable, resealable seals which incorporate an pressure sensitive adhesive interface have a first peel strength of between 500 gram-force/inch (87.6 Newton/meter) and 3000 gram-force/inch (525.3 Newton/meter) and a second peel strength of between 350 gram-force/inch (61.3 Newton/meter) and 1000 gram-force/inch (175.1 Newton/meter) as measured in accordance with ASTM F-904 test method. In contrast, a permanent pressure sensitive adhesive interface cannot be readily manually peeled apart and has a peel strength greater than 2500 gram-force/inch (437.8 Newton/meter).

BRIEF DESCRIPTION OF THE DRAWINGS

- [14] Further features and advantages of the present invention will become apparent from the following detailed description, taken in combination with the appended drawings, in which:
- [15] FIG. 1a is a schematic view of one embodiment of a package in an initial closed position according to the present invention.

- [16] FIG. 1b is a schematic view of another embodiment of a package in an initial closed position according to the present invention.
- [17] FIG. 1c is a schematic view of still another embodiment of a package in an initial closed position according to the present invention.
- [18] FIG. 2a is a cross-sectional view of the package illustrated in FIG. 1a taken along line A-A.
- [19] FIG. 2b is a cross-sectional view of the package illustrated in FIG. 1b taken along line A-A.
- [20] FIG. 2c is a cross-sectional view of the package illustrated in FIG. 1c taken along line A-A.
- [21] FIG. 3a is a schematic view of one embodiment of a package illustrated in FIG. 1a in an open position of the present invention.
- [22] FIG. 3b is a schematic view of one embodiment of a package illustrated in FIG. 1b in an open position of the present invention.
- [23] FIG. 4 is a cross-sectional view of preferred embodiments of multilayer films suitable for use as a first wall panel, an inserted peelable/resealable strip, an inserted absorbent non-woven strip, and a second wall panel in the present invention.
- [24] FIG. 5 is a cross-sectional view of preferred embodiments of multilayer films suitable for use as a first wall panel having an integrally formed peelable/resealable layer, an inserted absorbent non-woven strip, and a second wall panel in the present invention.

DETAILED DESCRIPTION OF THE INVENTION

- [25]** The present inventions now will be described more fully hereinafter with reference to the accompanying drawings, in which some, but not all embodiments of the inventions are shown. Indeed, these inventions may be embodied in many different forms and should not be construed as limited to the embodiments set forth herein; rather, these embodiments are provided so that this disclosure will satisfy applicable legal requirements. Like numbers refer to like elements throughout.
- [26]** Shown in FIGS. 1a-1c are preferred embodiments of the flexible peelable/resealable package **10** of the present invention. Each of these embodiments includes a top end **11**, an opposing bottom end **12**, a first side edge **13** and a second side edge **14** generally opposite the first side edge, a first wall panel **21** and a second wall panel **22**. The first and second wall panels each have an interior surface, **21a** and **22a**, and an exterior surface, **21b** and **22b**, respectively. In one preferred embodiment, the first wall panel and the second wall panel may comprises the same thermoplastic film and each may be rigid or flexible. Alternatively, in another preferred embodiment, the first wall panel may include a rigid or flexible non-thermoformed multilayer thermoplastic film and the second wall panel may include a rigid or flexible thermoformed multilayer thermoplastic film.
- [27]** It is within the scope of the present invention for the peelable/resealable package to include any number of seals or heat seals as needed for a particular packaging application. In the preferred embodiments of the present invention, there are a first longitudinal side seal **71** positioned proximal to the first side edge **13** extending from the top end **11** to the bottom end **12**, and a second longitudinal side seal **72** positioned proximal to the second side edge **14** extending from the top end to the bottom end. The first and second longitudinal side seals may be formed by a cold seal material or an adhesive material, fusion heat sealing, or a combination of a cold seal material or an adhesive material and fusion heat sealing. In each of these embodiments, the packages further include a transverse end seal **73** positioned

proximal to bottom end **12** which extends across the package from first side edge **13** to second side edge **14**.

- [28]** The packages of the present invention also include an absorbent non-woven strip **62** located generally near the top end **11** which is inserted between the first and second wall panels **21** and **22**, and a first peelable/resealable heat seal **50** (indicated by cross-hatching) also located near top end **11** of the package which extends from the first side edge **13** to the second side edge **14**. Absorbent non-woven strip **62** may be inserted between the first and second wall panels using an in-line packaging processes similar to that used for inserting conventional zipper closures during the form-fill-seal operation which is well-known in the art. In one embodiment, the absorbent non-woven strip may be a monolayer of paper or cellulose-like material joined to each wall panel by application of heat and pressure such that a portion of the heat sealable material of the interior surfaces **21a** and **22a** of the first and second wall panels flows into and becomes intertwined with the fibers of the absorbent non-woven strip. In other embodiments, absorbent non-woven strip **62** may include one or more heat sealable or adhesive layers to assist with adhering each side of the strip to the wall panels. For example, in one preferred embodiment, the absorbent non-woven strip is a three-layer structure which includes a first heat sealable layer of ethylene vinyl acetate copolymer (EVA) or polyethylene (PE), a central layer of absorbent non-woven cellulose, and a second heat sealable layer of ethylene vinyl acetate copolymer (EVA) or polyethylene (PE). Positioning of the absorbent non-woven strip **62** in the package is generally near the top end **11** of the package. In one preferred embodiment, the inserted absorbent non-woven strip **62** is disposed adjacent to the inserted pressure sensitive adhesive (PSA) strip **61** as shown in FIGS. 2a and 3a. In another preferred embodiment, the inserted absorbent non-woven strip **62** is disposed laterally offset away from the inserted pressure sensitive adhesive (PSA) strip **61** as illustrated in FIGS. 2b and 3b.

- [29] As shown in the preferred embodiments of FIGS. 1a, 1b, 1c, 2a, 2b and 2c, the packages have an initial closed position comprising a first peelable/resealable transverse heat seal **50** located generally near the top end **11** and extending between the first side edge **13** and the second side edge **14** which joins the interior surface **21a** of the first wall panel **21** to the interior surface **22a** of the second wall panel **22**. FIGS. 2a and 2c illustrate preferred embodiments of the present invention with the first peelable/resealable transverse heat seal **50** placed superimposed over the non-woven absorbent strip **62**. While FIG. 2b depicts another preferred embodiment of the present invention with the first peelable/resealable transverse heat seal **50** positioned laterally offset between the non-woven absorbent strip **62** and the top end **11**. FIG. 2b also illustrates a package according to the present invention having a second peelable/resealable transverse heat seal **51** which is positioned laterally offset away from non-woven absorbent strip **62** and first peelable/resealable transverse heat seal **50**.
- [30] The packages of the present invention are designed such that when a consumer wishes to access the contents of the packages of the present invention, the unsealed portions of the first and second wall panels above the first peelable/resealable transverse heat seal **50** may be grasped and the wall panels pulled away from each other, rupturing the pressure sensitive adhesive layer which thereby creates an open position where the wall panels are separated proximal to the top end of the package as indicated in FIGS. 3a and 3b. This open position comprises sections of the interior surface **21a** of the first wall panel **21** comprising exposed pressure sensitive adhesive (PSA) **61a** and exposed non-woven absorbent material **62a**, and sections of the interior surface **22a** of the second wall panel **22** comprising exposed pressure sensitive adhesive (PSA) **61b** and exposed non-woven absorbent material **62b**. It should be noted that the exposed sections of pressure sensitive adhesive (PSA) **61a** and **61b** may be formed from an integrally formed pressure sensitive adhesive (PSA) film layer of a multilayer film used to create first wall panel **21** or a pressure sensitive adhesive (PSA) strip

inserted between first wall panel **21** and second wall panel **22**. It should also be noted here that integrally formed pressure sensitive adhesive (PSA) film layer or pressure sensitive adhesive (PSA) strip was vertically aligned underneath the peelable/resealable transverse heat seal **50**. During the opening of the package when the wall panels are forced apart in opposite directions at peelable/resealable transverse heat seal **50**, the pressure sensitive adhesive (PSA) layer **61** and absorbent non-woven strip **62** both cohesively rupture and at least a portion of each, i.e., pressure sensitive adhesive (PSA) sections **61a** and **61b** and absorbent non-woven strip **62a** and **62b** sections remain bonded to each wall panel after the package has been opened. These exposed sections absorbent non-woven strip **62a** and **62b** are thus positioned to absorb water and/or fats, grease and oils from the food products before these materials can contaminate the exposed pressure sensitive adhesive (PSA) sections **61a** and **61b**.

- [31] When the consumer wishes to re-close the package after its initial opening depicted in FIGS. 3a and 3b, the exposed pressure sensitive adhesive (PSA) sections **61a** and **61b** may be pressed together to re-seal the adhesive interface. This creates second closed position comprising an adhesive seal between the first and second wall panels at the pressure sensitive adhesive (PSA) interface. Thus, it should be evident to those skilled in the art that the packages of the present invention are peelable and resealable.

FILM EXAMPLES

- [32] Referring now to FIG. 4, there is illustrated preferred embodiments of a multilayer thermoplastic film **1000** suitable for use as a first wall panel **21**, a multilayer thermoplastic film **2000** suitable for use as an inserted pressure sensitive adhesive (PSA) strip **61**, an inserted multilayer film **3000** suitable for use as a non-woven absorbent strip **62**, and a multilayer thermoplastic film **4000** suitable for use as a second wall panel **22** in the construction of the present invention. In this embodiment, film **1000** was produced using blown film coextrusion techniques and

equipment which is well-known in the art. Film **1000** may have any number film layers and film layer compositions as desired depending upon the particular packaging requirements for a given product. In this example, a first wall panel **21** was formed from film **1000** having an exterior abuse first layer **1001** which may comprise any conventional abuse material known in the art such as, but not limited to, oriented polyethylene terephthalate (OPET), nylon, biaxially oriented nylon (BON), polypropylene and biaxially oriented polypropylene (BOPP), a permanent adhesive second layer **1002** such as, but not limited to, any conventional polyurethane-based adhesive, a polyolefin third layer **1003** such as, but not limited to, polyethylene (PE), ethylene vinyl acetate copolymer (EVA) and combinations thereof, a conventional tie material fourth layer **1004** such as, but not limited to, polyolefins, anhydride-modified polyolefins and mixtures thereof, an oxygen barrier fifth layer **1005**, which may comprise any conventional oxygen gas barrier material such as, but not limited to, ethylene vinyl alcohol copolymer (EVOH) and nylon, another conventional tie material sixth layer **1006**, and finally another exterior seventh layer **1007** which may comprise a heat sealable polyolefin such as, but not limited to polyethylene (PE), ethylene vinyl acetate copolymer (EVA) and mixtures thereof. Seventh layer **1007** should be heat sealable to at least one of layers **2001** and **2013** of film **2000**, layers **3001** and **3003** of film **3000**, and layer **4001** of film **4000**. The total thickness of film **1000** is generally from about 19.1 μm (0.75 mil) to about 254 μm (10 mil), most typically about 63.5 μm (2.5 mil).

- [33] Multilayer film **2000** may have any number film layers with the proviso that there is at least one layer of pressure sensitive adhesive which can cohesively delaminate from itself. In this particular example, an inserted pressure sensitive adhesive (PSA) strip **61** is formed from a multilayer film **2000** having a first layer **2001** which is an exterior layer comprising a material which is heat sealable to at least one of layer **1007** of film **1000** or layer **4001** of film **4000**. As such, layer **2001** may comprise a polyolefin such as, but not limited to polyethylene (PE), ethylene vinyl acetate copolymer (EVA) and mixtures thereof. Film **2000** also includes a second

layer **2002** which is a tie layer that may include any conventional tie material such as, but not limited to, polyolefins, anhydride-modified polyolefins and mixtures thereof, a third layer **2003** which may include nylon such as, but not limited to, nylon 6 and blends thereof, a fourth layer **2004** which may comprise any conventional oxygen gas barrier material such as, but not limited to, ethylene vinyl alcohol copolymer (EVOH) and nylon, a fifth layer **2005** which is another nylon layer that may include nylon 6 and blends thereof, a sixth layer **2006** which is a tie layer comprising any conventional tie material such as, but not limited to, polyolefins, anhydride-modified polyolefins and mixtures thereof, finally, a seventh layer **2007** comprising any heat sealable material such as, but not limited to polyethylene (PE), ethylene vinyl acetate copolymer (EVA) and mixtures thereof, eighth layer **2008** comprising any heat sealable material such as, but not limited to polyethylene (PE), ethylene vinyl acetate copolymer (EVA) and mixtures thereof, a ninth layer **2009** which is a tie layer comprising any conventional tie material such as, but not limited to, polyolefins, anhydride-modified polyolefins and mixtures thereof, a tenth layer **2010** may comprise any conventional oxygen gas barrier material such as, but not limited to, ethylene vinyl alcohol copolymer (EVOH) and nylon, an eleventh layer **2011** that may include any conventional tie material such as, but not limited to, polyolefins, anhydride-modified polyolefins and mixtures thereof, a twelfth layer **2012** which is a layer comprising a pressure sensitive adhesive (PSA), and finally, a thirteenth layer **2013** which is an exterior layer comprising any heat sealable material such as, but not limited to polyethylene (PE), ethylene vinyl acetate copolymer (EVA) and mixtures thereof which is heat sealable to either layer **1007** of film **1000** or layer **4001** of film **4000**. The total thickness of film **1000** is generally from about 19.1 μm (0.75 mil) to about 254 μm (10 mil), most typically about 127 μm (5 mil).

- [34] In this particular embodiment, an absorbent non-woven strip **62** is formed from a multilayer film **3000** which includes a first exterior layer **3001** which may comprise any heat sealable material such as, but not limited to, polyethylene (PE), ethylene

vinyl acetate copolymers (EVA) and combinations thereof, a central layer **3002** comprising any conventional non-woven cellulose material, and a second exterior layer **3003** which may comprise any heat sealable material such as, but not limited to, polyethylene (PE), ethylene vinyl acetate copolymers (EVA) and combinations thereof. Layers **3001** and **3003** are heat sealable to at least one of layer **1007** of film **1000** or layer **4001** of film **4000**.

[35] The second wall panel **22** was formed from a second multilayer film **4000**. Film **4000** may have any number of layers and film layer compositions as desired depending upon the packaging requirements of a given product. In this example, film **4000** has a first layer **4001** is an exterior layer comprising any heat sealable material such as, but not limited to polyethylene (PE), ethylene vinyl acetate copolymer (EVA) and mixtures thereof which is heat sealable to at least one of layer **1007** of film **1000**, layers **2001** and **2013** of film **2000**, and layer **3001** and **3003** of film **3000**. Film **4000** also includes a second layer **4002** comprising any conventional tie material such as, but not limited to, polyolefins, anhydride-modified polyolefins and mixtures thereof, a third layer **4003** which may include any nylon such as, but not limited to, nylon 6 and blends thereof, a fourth layer **4004** which includes any conventional oxygen gas barrier material such as, but not limited to, ethylene vinyl alcohol copolymer (EVOH) and nylon, a fifth layer **4005** which is another nylon layer comprising nylon 6 and blends thereof, a sixth layer **4006** comprising any conventional tie material such as, but not limited to, polyolefins, anhydride-modified polyolefins and mixtures thereof, and finally, a seventh layer **4007** which is an exterior abuse layer comprising any conventional abuse material known in the art such as, but not limited to, oriented polyethylene terephthalate (OPET), nylon and biaxially oriented nylon (BON), polypropylene and biaxially oriented polypropylene (BOPP).

[36] Referring now to FIG. 5, there is illustrated an alternative preferred embodiment of a multilayer thermoplastic film **5000** which is suitable as a first wall panel **21** having

an integrally formed pressure sensitive adhesive (PSA) film layer. As is illustrated, multilayer films **3000** and **4000** as described above are used as the inserted non-woven absorbent strip **62** and the second wall panel **22**, respectively, in combination with multilayer film **5000** to construct the packages of the present invention. Film **5000** was produced using blown film coextrusion techniques and equipment which is well-known in the art and may have any number layers and layer compositions as desired depending upon the packaging requirements of a given product. In this particular example, film **5000** includes an exterior abuse first layer **5001** which may comprise any conventional abuse material known in the art such as, but not limited to, oriented polyethylene terephthalate (OPET), nylon, biaxially oriented nylon (BON), polypropylene and biaxially oriented polypropylene (BOPP), a permanent adhesive second layer **5002** such as, but not limited to, any conventional polyurethane-based adhesive, a polyolefin third layer **5003** such as, but not limited to, polyethylene (PE), ethylene vinyl acetate copolymer (EVA) and combinations thereof, a conventional tie material fourth layer **5004** such as, but not limited to, polyolefins, anhydride-modified polyolefins and mixtures thereof, an oxygen barrier fifth layer **5005**, which may comprise any conventional oxygen gas barrier material such as, but not limited to, ethylene vinyl alcohol copolymer (EVOH) and nylon, a sixth layer **5006** which is a tie layer comprising any conventional tie material such as, but not limited to, polyolefins, anhydride-modified polyolefins and mixtures thereof, finally, a seventh layer **5007** comprising any pressure sensitive adhesive (PSA), and an eighth layer **5008** which is an exterior layer comprising any heat sealable material such as, but not limited to polyethylene (PE), ethylene vinyl acetate copolymer (EVA) and mixtures thereof which is heat sealable to at least one of layers **3001** or **3003** and layer **4001** of film **4000**. The total thickness of film **5000** is generally from about 19.1 μm (0.75 mil) to about 254 μm (10 mil), most typically about 101.6 μm (4 mil).

- [37] The above description and examples illustrate certain embodiments of the present invention and are not to be interpreted as limiting. Selection of particular

embodiments, combinations thereof, modifications, and adaptations of the various embodiments, conditions and parameters normally encountered in the art will be apparent to those skilled in the art and are deemed to be within the spirit and scope of the present invention.

What is claimed:

1. A peelable/resealable package comprising:
 - a top end and a bottom end generally opposite the top end; a first side edge and a second side edge generally opposite the first side edge;
 - a first wall panel having an interior surface and an exterior surface; a second wall panel having an interior surface and an exterior surface;
 - a first side heat seal located adjacent to the first side edge which extends from the top end to the bottom end; a second side heat seal located adjacent to the second side edge which extends from the top end to the bottom end;
 - an absorbent non-woven strip located generally near the top end which is inserted between the first and second wall panels;
 - an initial closed position comprising a first peelable/resealable transverse heat seal located generally near the top end and extending between the first side edge and the second side edge which joins the interior surface of the first wall panel to the interior surface of the second wall panel; wherein the first peelable/resealable transverse heat seal is placed either superimposed over the non-woven absorbent strip or offset between the non-woven absorbent strip and the top end; and
 - an open position where the first wall panel and the second wall panel are separated at the first peelable/resealable transverse heat seal; wherein the open position comprises an exposed first section of the interior surface of the first wall panel comprising a pressure sensitive adhesive, an exposed second section of the interior surface of the first wall panel comprising a non-woven absorbent material, an exposed first section of the interior surface of the second wall panel comprising

- a pressure sensitive adhesive, and an exposed second section of the interior surface of the second wall panel comprising a non-woven absorbent material.
2. A package according to claim 1, wherein the first and second wall panels are each constructed from the same thermoplastic film.
 3. A package according to claim 2, further comprising a peelable/resealable strip which is inserted between the first and second wall panels and heat sealed to at least one of the first wall panel or the second wall panel.
 4. A package according to claim 1, wherein the first wall panel is formed from a non-thermoformed multilayer thermoplastic film and the second wall panel is formed from a thermoformed multilayer thermoplastic film.
 5. A package according to claim 4, wherein the non-thermoformed multilayer thermoplastic film comprises a pressure sensitive adhesive layer.
 6. A package according to claim 1, wherein the first side seal, the second side seal and the first peelable/resealable transverse heat seal define a product cavity.
 7. A package according to claim 5, further comprising a second peelable/resealable transverse heat seal placed below the non-woven absorbent strip and extending between the first side edge and the second side edge which joins the interior surface of the first wall panel to the interior surface of the second wall panel.
 8. A package according to claim 7, wherein the first side seal, the second side seal and the second peelable/resealable transverse heat seal define a product cavity.

9. A package according to claim 4, further comprising a peelable/resealable strip which is inserted between the first and second wall panels and heat sealed to at least one of the first wall panel or the second wall panel.
10. A package according to claim 1, wherein the non-woven absorbent strip comprises a first layer of heat sealable material in direct contact with a second layer of non-woven absorbent material.
11. A package according to claim 10, wherein the heat sealable material is selected from the group consisting of polyethylene, ethylene vinyl acetate copolymer, ionomer and blends thereof.
12. A package according to claim 1, wherein the non-woven absorbent strip comprises a first layer of heat sealable material in direct contact with a second layer of non-woven absorbent material in direct contact with a third layer of heat sealable material.
13. A package according to claim 12, wherein the heat sealable material is selected from the group consisting of polyethylene, ethylene vinyl acetate copolymer, ionomer and blends thereof.
14. A package according to claim 1, wherein the non-woven absorbent strip comprises a first layer of heat sealable material in direct contact with a second layer of non-woven material in direct contact with a third layer of an oriented thermoplastic layer in direct contact with a fourth layer of pressure sensitive adhesive.
15. A package according to claim 14, wherein the heat sealable material is selected from the group consisting of polyethylene, ethylene vinyl acetate copolymer, ionomer and blends thereof.

16. A package according to claim 14, wherein the oriented thermoplastic layer is selected from the group consisting of polyethylene terephthalate, polypropylene and polyamide.
17. A package according to claim 4, wherein the thermoformed multilayer thermoplastic film comprises an ethylene vinyl alcohol copolymer layer.
18. A package according to claim 4, wherein the non-thermoformed multilayer thermoplastic film is a flexible film and the thermoformed multilayer thermoplastic film is a rigid or semi-rigid substrate.
19. A package according to claim 4, wherein the non-thermoformed multilayer thermoplastic film and the thermoformed multilayer thermoplastic film are each a flexible substrate.
20. A package according to claim 4, wherein the non-thermoformed multilayer thermoplastic film and the thermoformed multilayer thermoplastic film are each a rigid or semi-rigid substrate.

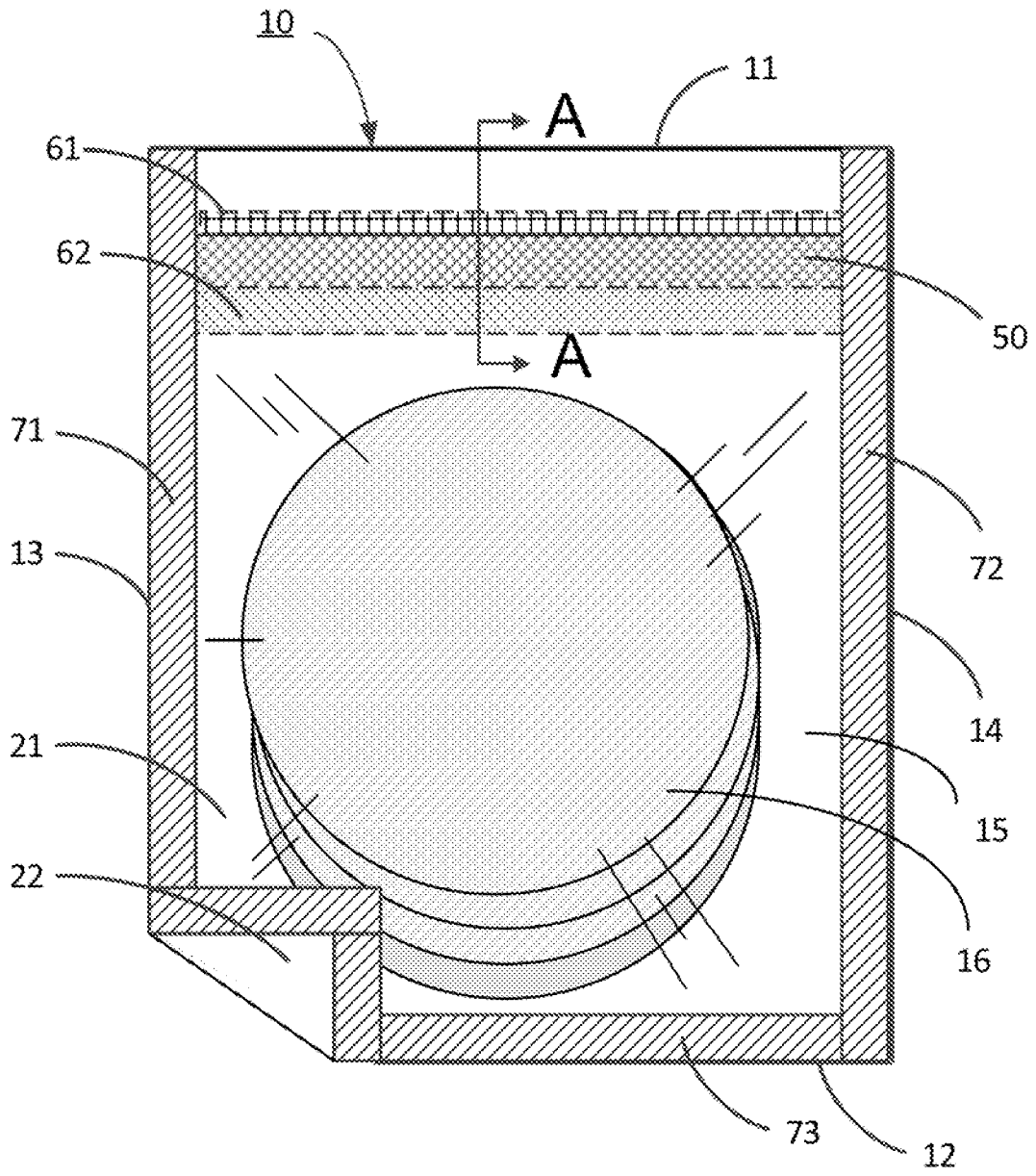


FIG. 1a

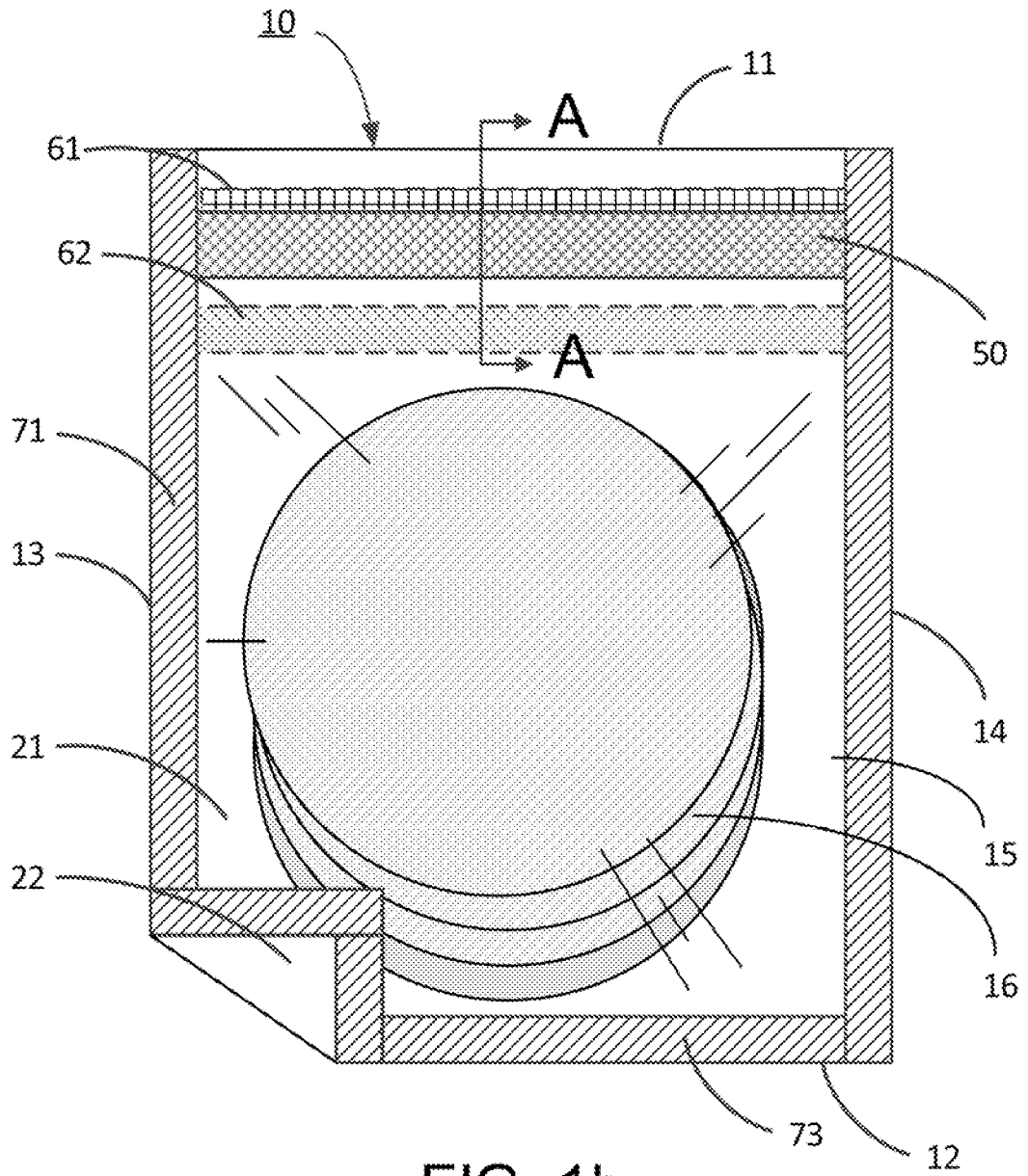


FIG. 1b

3/10

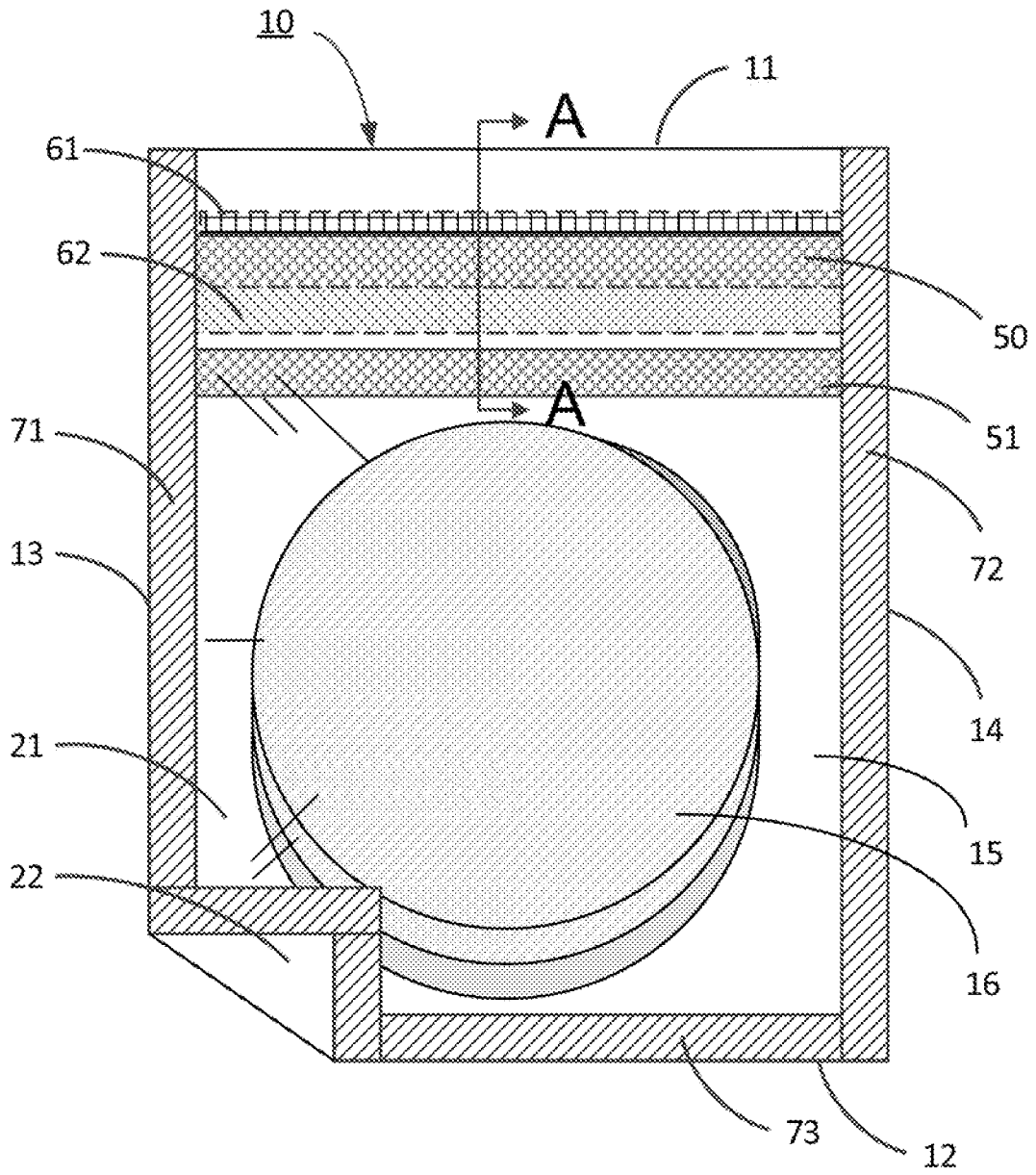


FIG. 1c

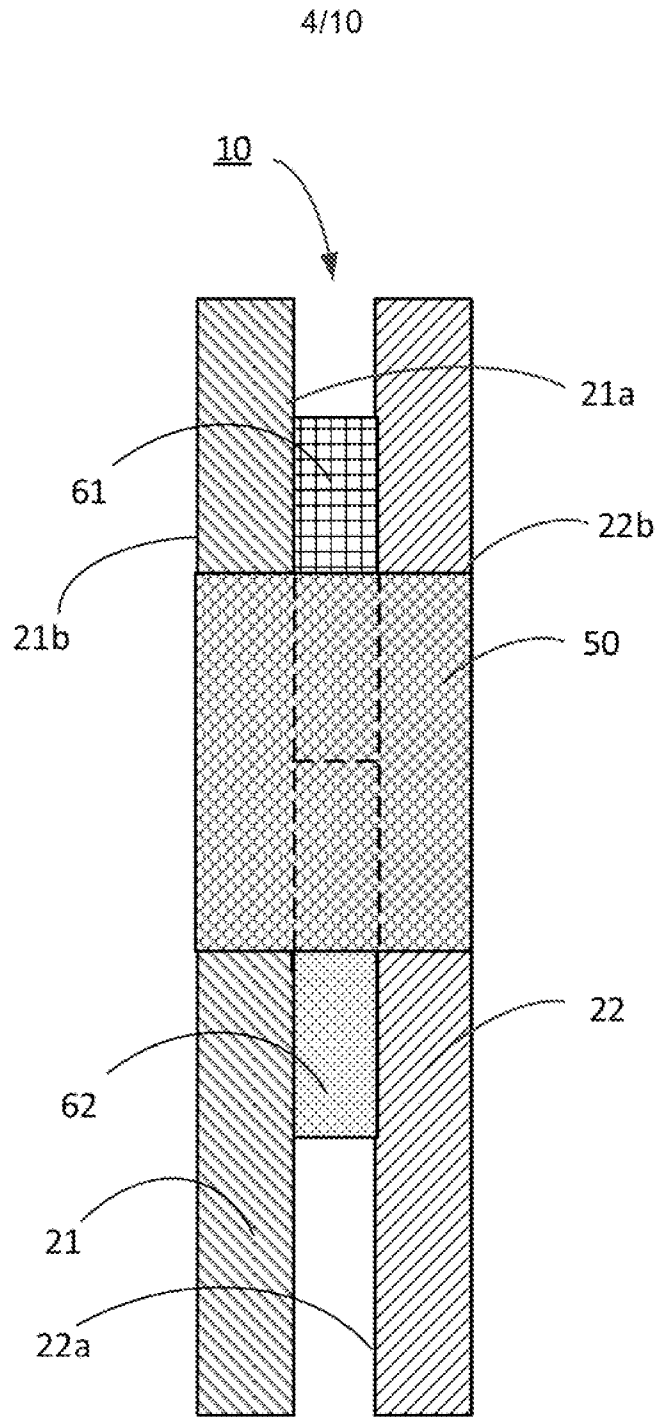


FIG. 2a

5/10

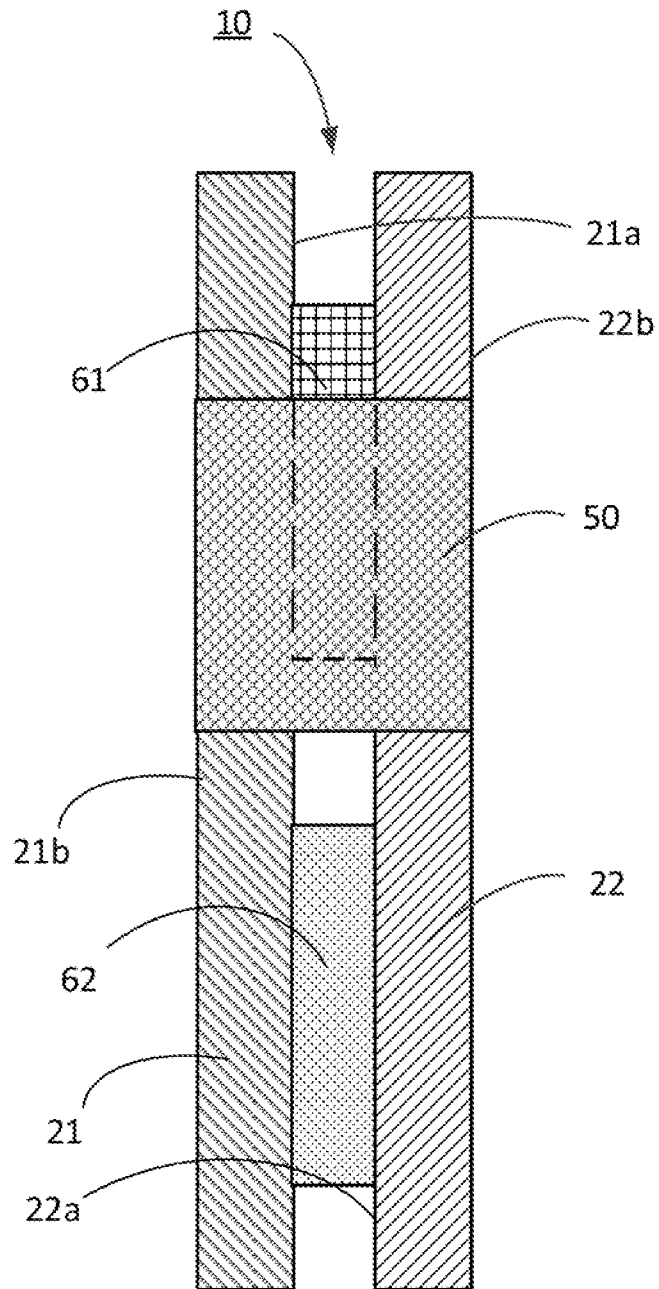


FIG. 2b

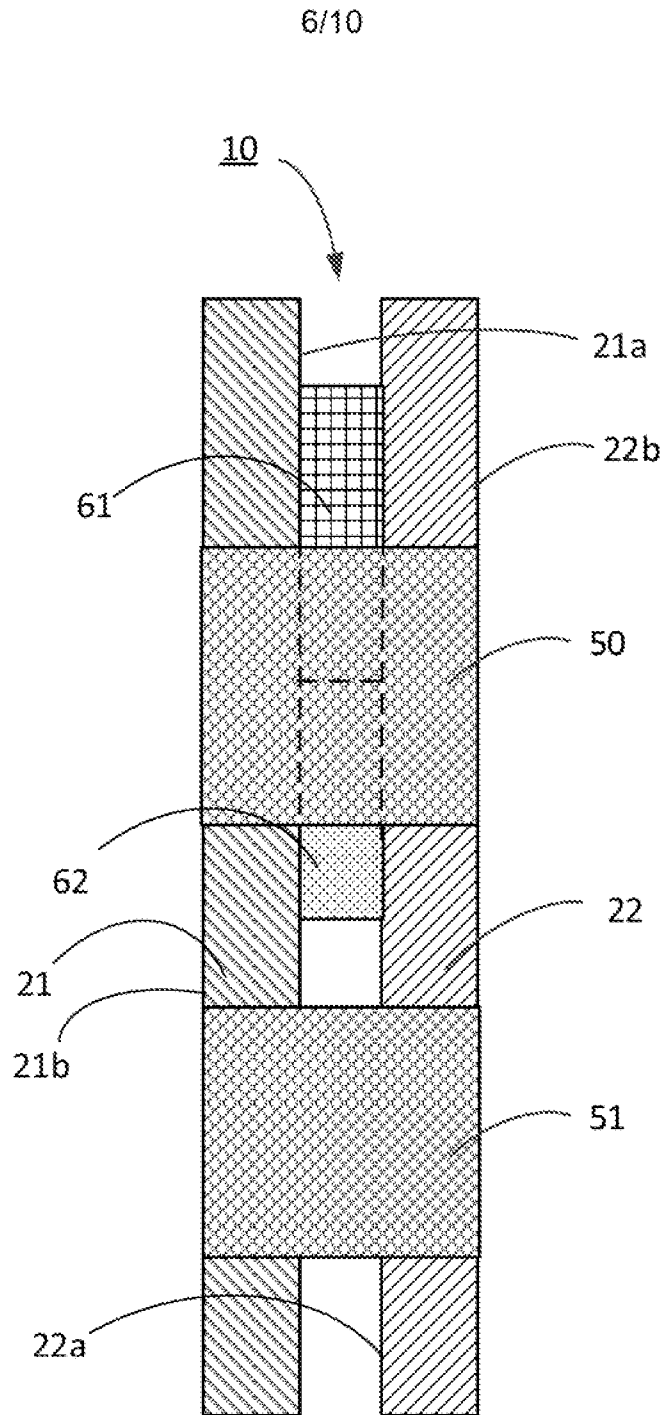


FIG. 2c

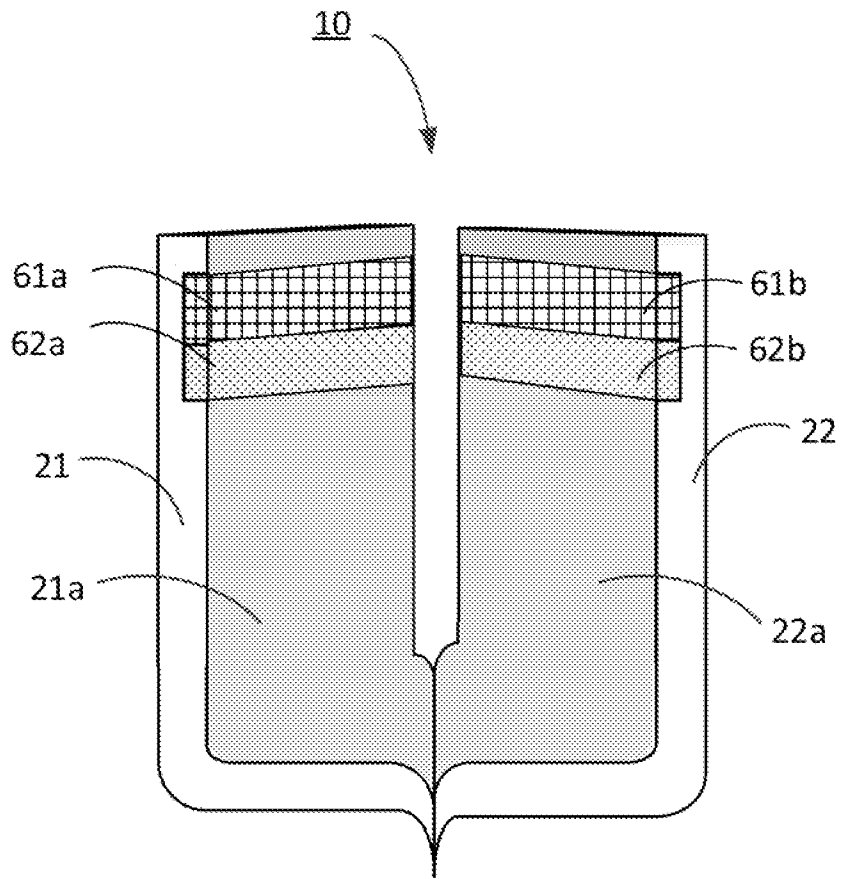


FIG. 3a

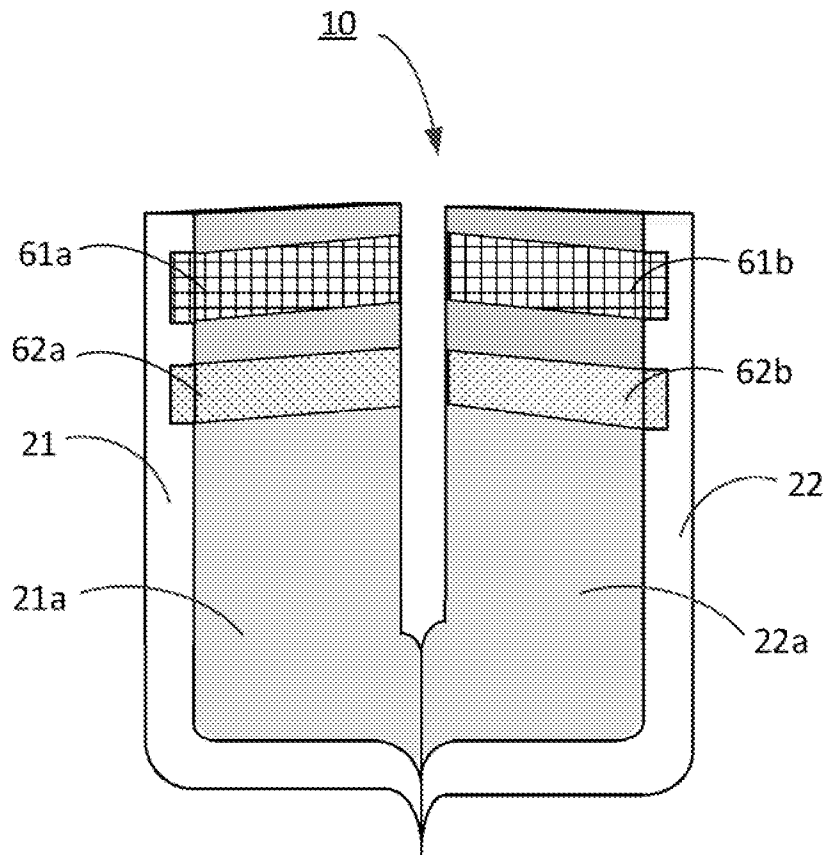


FIG. 3b

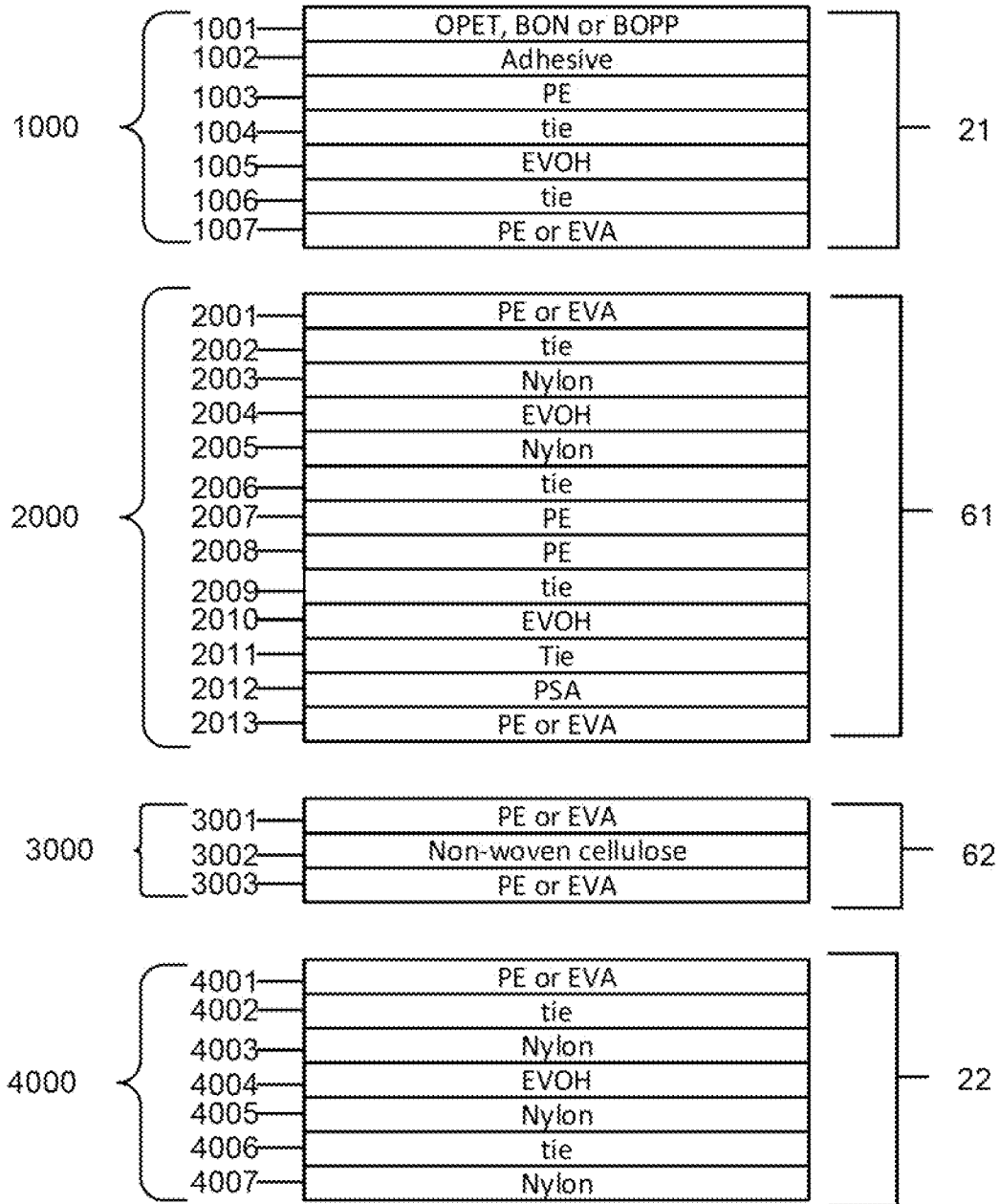


FIG. 4

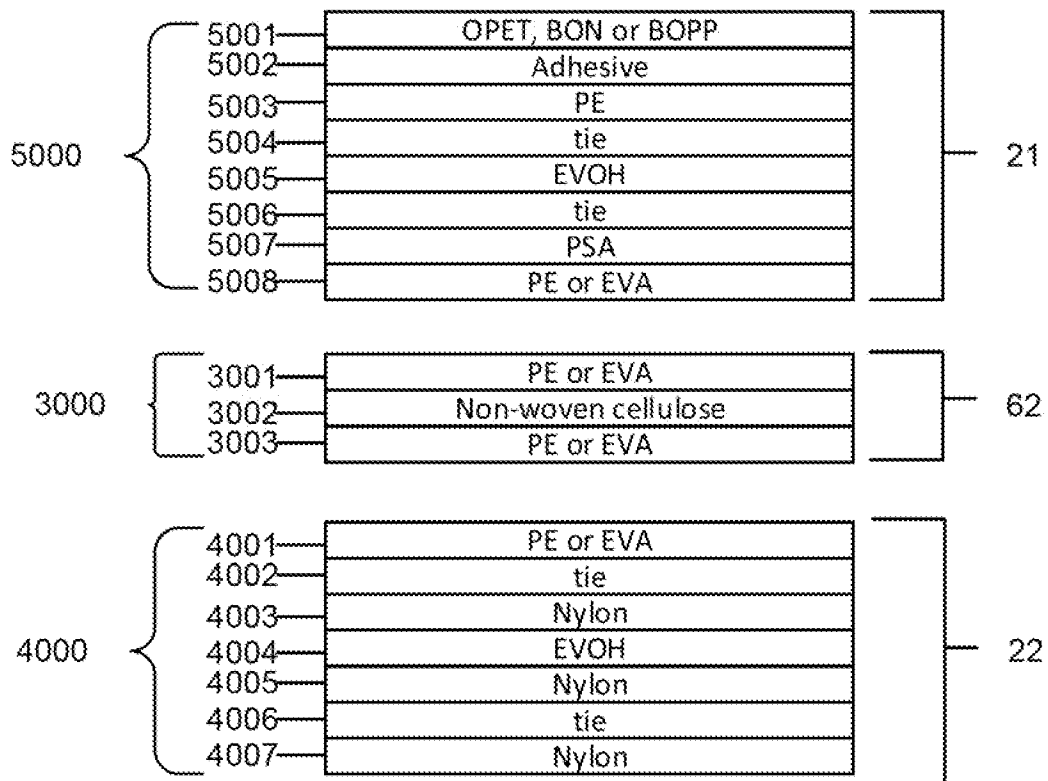


FIG. 5

INTERNATIONAL SEARCH REPORT

International application No.
PCT/US2015/026646

<p>A. CLASSIFICATION OF SUBJECT MATTER IPC(8) - B65D 81/26 (2015.01) CPC - B65D 81/26 (2015.05) According to International Patent Classification (IPC) or to both national classification and IPC</p>																	
<p>B. FIELDS SEARCHED</p> <p>Minimum documentation searched (classification system followed by classification symbols) IPC(8) - B65D 17/34, 33/16, 41/00, 73/00, 75/26, 75/28, 75/30, 81/26 (2015.01) CPC - B65D 17/34, 33/16, 41/00, 73/00, 75/26, 75/28, 75/30, 81/26 (2015.05)</p> <p>Documentation searched other than minimum documentation to the extent that such documents are included in the fields searched USPC - 206/204; 220/315; 383/61.1, 210; 426/106, 129, 410 (keyword delimited)</p> <p>Electronic data base consulted during the international search (name of data base and, where practicable, search terms used) PatBase, Google Patents, Google Scholar, Google. Search terms used: absorb, strip, layer, peelable, resealable, package, oil, grease, heat, seal, pressure, sensitive</p>																	
<p>C. DOCUMENTS CONSIDERED TO BE RELEVANT</p> <table border="1"> <thead> <tr> <th>Category*</th> <th>Citation of document, with indication, where appropriate, of the relevant passages</th> <th>Relevant to claim No.</th> </tr> </thead> <tbody> <tr> <td>Y</td> <td>US 2007/0104395 A1 (KINIGAKIS et al) 10 May 2007 (10.05.2007) entire document</td> <td>1, 2, 4-8, 10-13, 17-20</td> </tr> <tr> <td>Y</td> <td>US 2013/0213827 A1 (SUNBEAM PRODUCTS, INC.) 22 August 2013 (22.08.2013) entire document</td> <td>1, 2, 4-8, 10-13, 17-20</td> </tr> <tr> <td>Y</td> <td>US 2007/0082161 A1 (CRUZ et al) 12 April 2007 (12.04.2007) entire document</td> <td>1, 2, 4-8, 10-13, 17-20</td> </tr> <tr> <td>A</td> <td>US 5,545,420 A (LIPINSKI et al) 13 August 1996 (13.08.1996) entire document</td> <td>1-20</td> </tr> </tbody> </table>			Category*	Citation of document, with indication, where appropriate, of the relevant passages	Relevant to claim No.	Y	US 2007/0104395 A1 (KINIGAKIS et al) 10 May 2007 (10.05.2007) entire document	1, 2, 4-8, 10-13, 17-20	Y	US 2013/0213827 A1 (SUNBEAM PRODUCTS, INC.) 22 August 2013 (22.08.2013) entire document	1, 2, 4-8, 10-13, 17-20	Y	US 2007/0082161 A1 (CRUZ et al) 12 April 2007 (12.04.2007) entire document	1, 2, 4-8, 10-13, 17-20	A	US 5,545,420 A (LIPINSKI et al) 13 August 1996 (13.08.1996) entire document	1-20
Category*	Citation of document, with indication, where appropriate, of the relevant passages	Relevant to claim No.															
Y	US 2007/0104395 A1 (KINIGAKIS et al) 10 May 2007 (10.05.2007) entire document	1, 2, 4-8, 10-13, 17-20															
Y	US 2013/0213827 A1 (SUNBEAM PRODUCTS, INC.) 22 August 2013 (22.08.2013) entire document	1, 2, 4-8, 10-13, 17-20															
Y	US 2007/0082161 A1 (CRUZ et al) 12 April 2007 (12.04.2007) entire document	1, 2, 4-8, 10-13, 17-20															
A	US 5,545,420 A (LIPINSKI et al) 13 August 1996 (13.08.1996) entire document	1-20															
<p><input type="checkbox"/> Further documents are listed in the continuation of Box C. <input type="checkbox"/> See patent family annex.</p>																	
<p>* Special categories of cited documents:</p> <table border="0"> <tr> <td style="vertical-align: top;"> <p>“A” document defining the general state of the art which is not considered to be of particular relevance</p> <p>“E” earlier application or patent but published on or after the international filing date</p> <p>“L” document which may throw doubts on priority claim(s) or which is cited to establish the publication date of another citation or other special reason (as specified)</p> <p>“O” document referring to an oral disclosure, use, exhibition or other means</p> <p>“P” document published prior to the international filing date but later than the priority date claimed</p> </td> <td style="vertical-align: top;"> <p>“T” later document published after the international filing date or priority date and not in conflict with the application but cited to understand the principle or theory underlying the invention</p> <p>“X” document of particular relevance; the claimed invention cannot be considered novel or cannot be considered to involve an inventive step when the document is taken alone</p> <p>“Y” document of particular relevance; the claimed invention cannot be considered to involve an inventive step when the document is combined with one or more other such documents, such combination being obvious to a person skilled in the art</p> <p>“&” document member of the same patent family</p> </td> </tr> </table>			<p>“A” document defining the general state of the art which is not considered to be of particular relevance</p> <p>“E” earlier application or patent but published on or after the international filing date</p> <p>“L” document which may throw doubts on priority claim(s) or which is cited to establish the publication date of another citation or other special reason (as specified)</p> <p>“O” document referring to an oral disclosure, use, exhibition or other means</p> <p>“P” document published prior to the international filing date but later than the priority date claimed</p>	<p>“T” later document published after the international filing date or priority date and not in conflict with the application but cited to understand the principle or theory underlying the invention</p> <p>“X” document of particular relevance; the claimed invention cannot be considered novel or cannot be considered to involve an inventive step when the document is taken alone</p> <p>“Y” document of particular relevance; the claimed invention cannot be considered to involve an inventive step when the document is combined with one or more other such documents, such combination being obvious to a person skilled in the art</p> <p>“&” document member of the same patent family</p>													
<p>“A” document defining the general state of the art which is not considered to be of particular relevance</p> <p>“E” earlier application or patent but published on or after the international filing date</p> <p>“L” document which may throw doubts on priority claim(s) or which is cited to establish the publication date of another citation or other special reason (as specified)</p> <p>“O” document referring to an oral disclosure, use, exhibition or other means</p> <p>“P” document published prior to the international filing date but later than the priority date claimed</p>	<p>“T” later document published after the international filing date or priority date and not in conflict with the application but cited to understand the principle or theory underlying the invention</p> <p>“X” document of particular relevance; the claimed invention cannot be considered novel or cannot be considered to involve an inventive step when the document is taken alone</p> <p>“Y” document of particular relevance; the claimed invention cannot be considered to involve an inventive step when the document is combined with one or more other such documents, such combination being obvious to a person skilled in the art</p> <p>“&” document member of the same patent family</p>																
<p>Date of the actual completion of the international search 29 June 2015</p>		<p>Date of mailing of the international search report 15 JUL 2015</p>															
<p>Name and mailing address of the ISA/ Mail Stop PCT, Attn: ISA/US, Commissioner for Patents P.O. Box 1450, Alexandria, Virginia 22313-1450 Facsimile No. 571-273-8300</p>		<p>Authorized officer Blaine Copenheaver PCT Helpdesk: 571-272-4300 PCT OSP: 571-272-7774</p>															