



US00D885373S

(12) **United States Design Patent**  
**Lundbäck**

(10) **Patent No.:** **US D885,373 S**

(45) **Date of Patent:** **\*\* May 26, 2020**

(54) **HEADPHONE**

(71) Applicant: **Urbanista AB**, Stockholm (SE)

(72) Inventor: **Andreas Lundbäck**, Stockholm (SE)

(73) Assignee: **URBANISTA AB**, Stockholm (SE)

(\*\*) Term: **15 Years**

(21) Appl. No.: **29/686,618**

(22) Filed: **Apr. 5, 2019**

(30) **Foreign Application Priority Data**

Jan. 30, 2019 (SE) ..... 006123675-0001

(51) **LOC (12) Cl.** ..... **14-01**

(52) **U.S. Cl.**

USPC ..... **D14/223**; D14/205

(58) **Field of Classification Search**

USPC ..... D14/223, 205, 206; D24/174; 128/864,

128/865, 866; 181/129, 130, 135;

379/430, 431; 381/380, 381, 322-324,

381/330; 455/90.3, 575, 1, 569.1

CPC ..... H04R 1/10; H04R 25/00; H04R 1/1016;

H04R 1/1066; H04R 5/033; H04R

5/0335; H04R 1/1091; H04R 1/1058;

H04R 1/105; H04R 1/1083

See application file for complete search history.

(56) **References Cited**

**U.S. PATENT DOCUMENTS**

D681,015 S \* 4/2013 Akana ..... H04R 1/1016

D14/223

D691,594 S \* 10/2013 Akana ..... D14/223

D716,771 S \* 11/2014 Burgett ..... D14/223

D718,284 S \* 11/2014 Shibusawa ..... D14/223

D755,759 S \* 5/2016 Cai ..... D14/223

D757,682 S \* 5/2016 Perez ..... D14/205

D770,412 S \* 11/2016 Son ..... D14/205

D830,345 S \* 10/2018 Cai ..... D14/223

D853,995 S \* 7/2019 Cai ..... D14/223

D861,647 S \* 10/2019 Chen ..... D14/223

D869,445 S \* 12/2019 Hu ..... D14/223

D877,722 S \* 3/2020 Yang ..... D14/223

D878,337 S \* 3/2020 Yang ..... D14/223

\* cited by examiner

*Primary Examiner* — Katie Jane Stofko

(74) *Attorney, Agent, or Firm* — Knobbe, Martens, Olson & Bear, LLP

(57) **CLAIM**

The ornamental design for a headphone, as shown and described.

**DESCRIPTION**

FIG. 1 is top right front perspective view of a headphone showing my new design;

FIG. 2 is a bottom right rear perspective view thereof;

FIG. 3 is a front elevational view thereof;

FIG. 4 is a rear elevational view thereof;

FIG. 5 is a right side elevational view thereof;

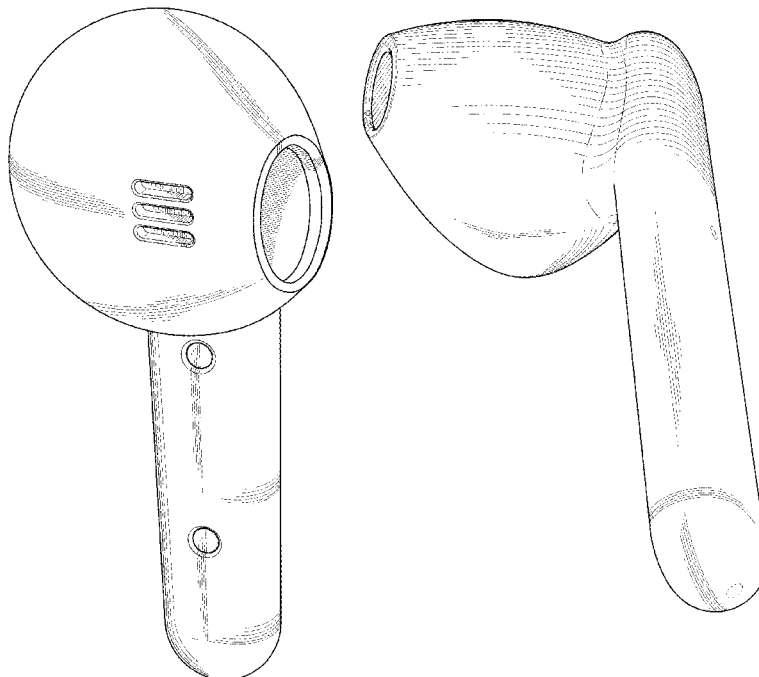
FIG. 6 is a left side elevational view thereof;

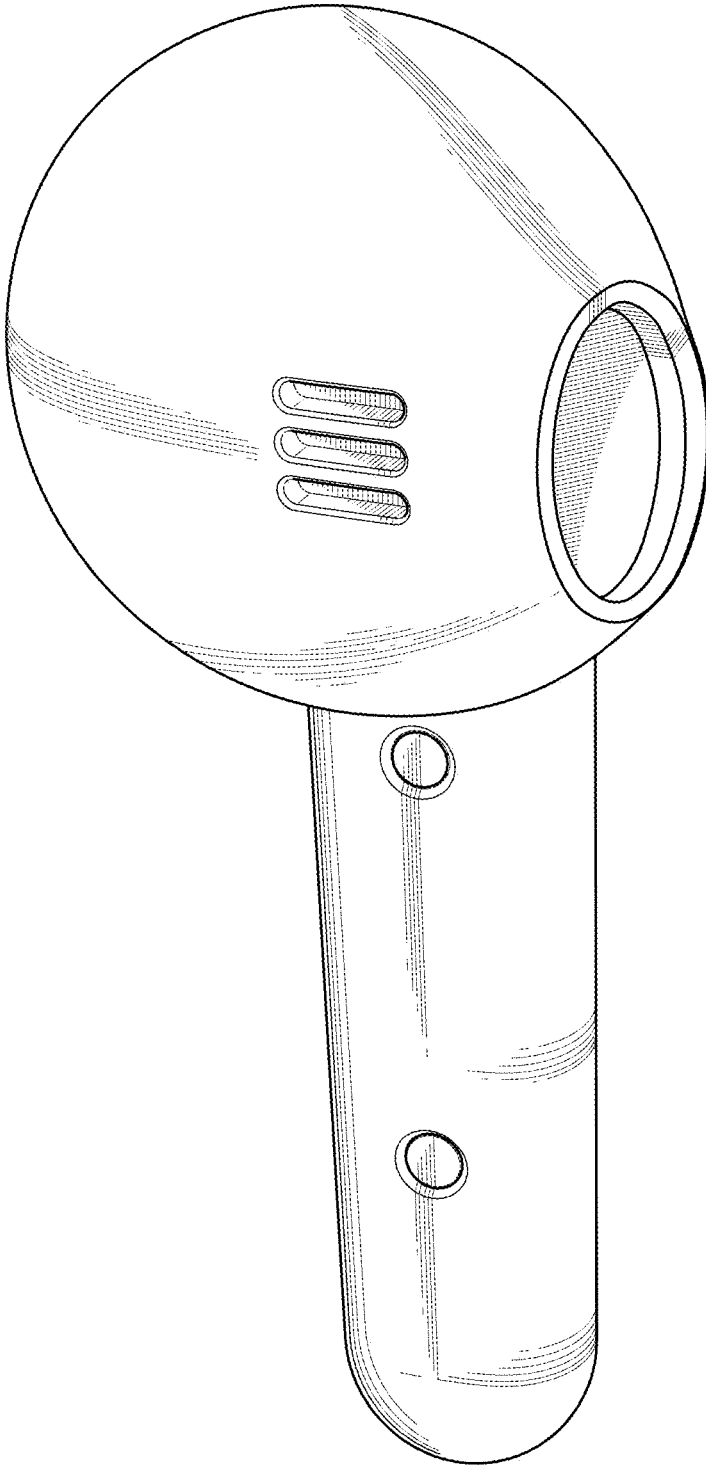
FIG. 7 is a top plan view thereof; and,

FIG. 8 is bottom plan view thereof.

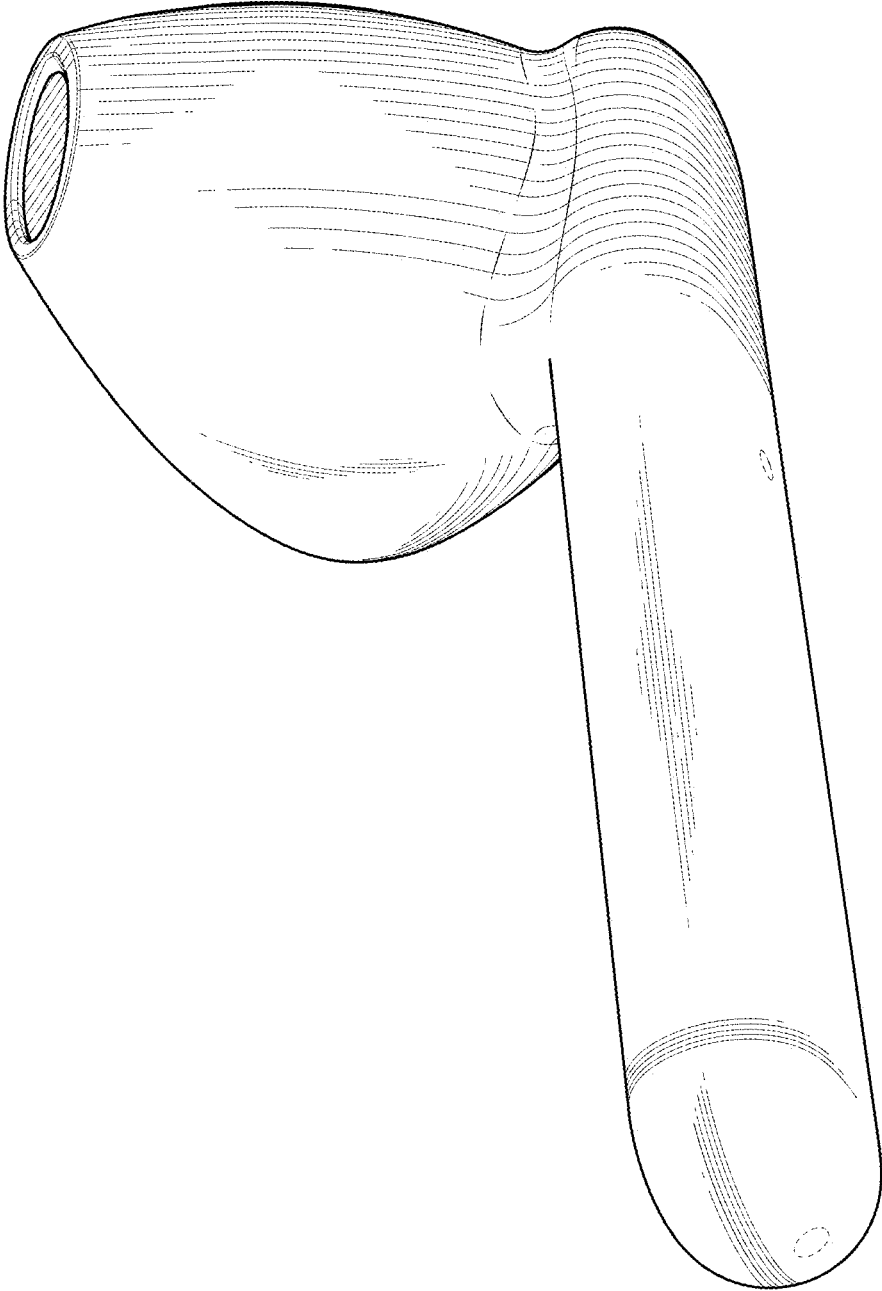
The broken lines in the views illustrate portions of the headphone that form no part of the claimed design.

**1 Claim, 4 Drawing Sheets**

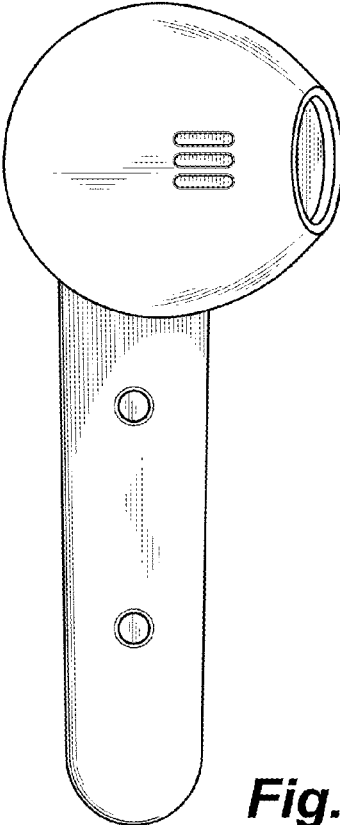




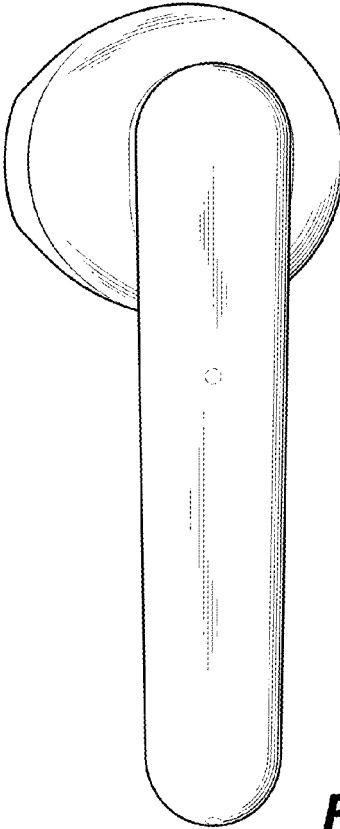
**Fig. 1**



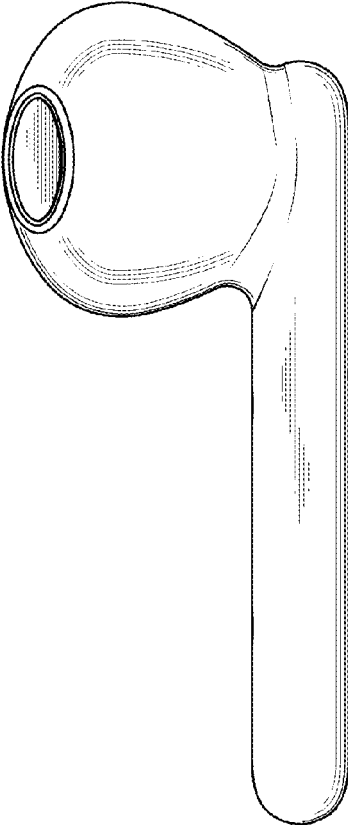
**Fig. 2**



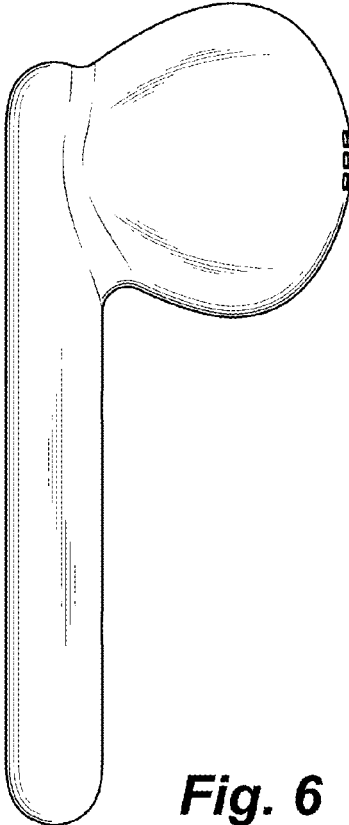
**Fig. 3**



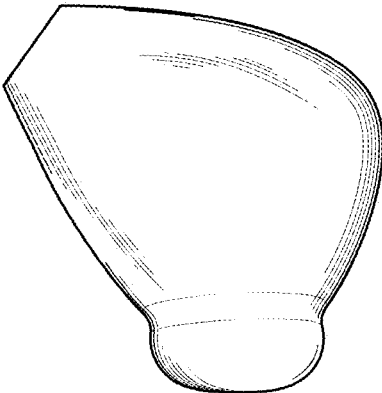
**Fig. 4**



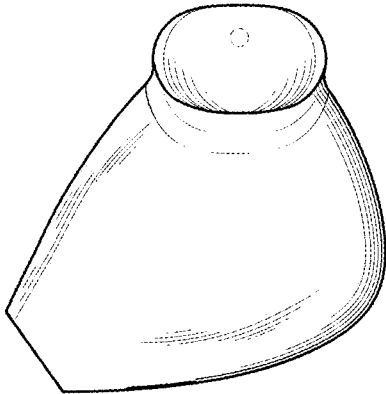
**Fig. 5**



**Fig. 6**



**Fig. 7**



**Fig. 8**