



US00D827752S

(12) **United States Design Patent**  
**Hunter**

(10) **Patent No.:** **US D827,752 S**

(45) **Date of Patent:** **\*\* Sep. 4, 2018**

- (54) **WATER RIDE**
- (71) Applicant: **ProSlide Technology Inc.**, Ottawa, Ontario (CA)
- (72) Inventor: **Richard Douglas Hunter**, Ottawa (CA)
- (73) Assignee: **Proslide Technology Inc.**, Ottawa, Ontario (CA)

D629,861 S \* 12/2010 Cuttell ..... D21/821  
 D650,463 S \* 12/2011 Degirmenci ..... D21/819  
 8,226,492 B2 \* 7/2012 Hunter ..... A63G 21/18  
 472/116  
 8,262,494 B2 9/2012 Hunter  
 8,608,581 B2 12/2013 Hunter  
 D697,571 S \* 1/2014 Altindag ..... D21/819  
 (Continued)

- (\*\*) Term: **15 Years**
- (21) Appl. No.: **29/582,834**

CA 2 432 675 A1 12/2003  
 CA 2 690 687 A1 7/2011  
 (Continued)

- (22) Filed: **Oct. 31, 2016**
- (51) **LOC (11) Cl.** ..... **21-03**
- (52) **U.S. Cl.**  
 USPC ..... **D21/819**
- (58) **Field of Classification Search**  
 USPC ..... D21/818-822, 811, 814  
 CPC ..... A63G 21/00-21/22  
 See application file for complete search history.

*Primary Examiner* — Mitchell I. Siegel  
 (74) *Attorney, Agent, or Firm* — Finnegan, Henderson, Farabow, Garrett & Dunner, L.L.P.

(57) **CLAIM**

The ornamental design of a water ride, as shown and described.

(56) **References Cited**

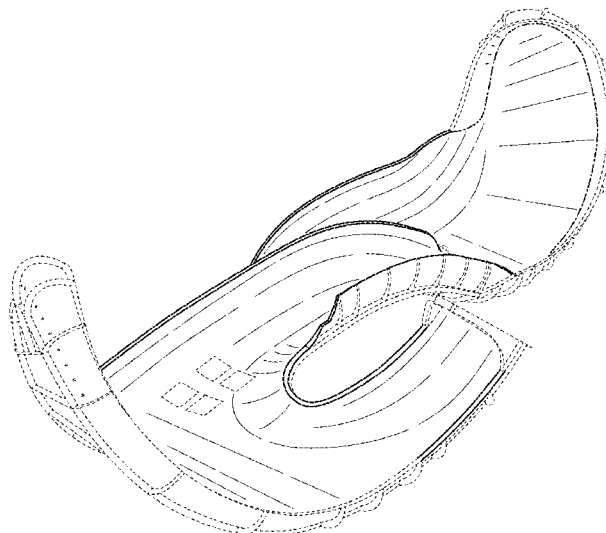
**U.S. PATENT DOCUMENTS**

4,196,900 A \* 4/1980 Becker ..... A63G 21/00  
 472/117  
 D256,827 S \* 9/1980 Allen, 3rd ..... D21/819  
 D256,828 S \* 9/1980 Allen, 3rd ..... D21/819  
 D256,940 S \* 9/1980 Allen, 3rd ..... D21/819  
 D269,104 S \* 5/1983 Brown ..... D21/819  
 D269,105 S \* 5/1983 Brown ..... D21/819  
 D269,106 S \* 5/1983 Brown ..... D21/819  
 D269,107 S \* 5/1983 Brown ..... D21/819  
 4,394,173 A \* 7/1983 Aste ..... A63G 21/06  
 104/124  
 6,857,964 B2 \* 2/2005 Hunter ..... A63G 21/18  
 472/116  
 7,056,220 B2 6/2006 Hunter  
 7,713,134 B2 \* 5/2010 Hunter ..... A63G 21/02  
 472/117  
 7,775,850 B2 \* 8/2010 Todokoro ..... A63H 23/10  
 446/156

**DESCRIPTION**

FIG. 1 is a perspective view of a water ride showing my new design;  
 FIG. 2 is a front view thereof;  
 FIG. 3 is a rear view thereof;  
 FIG. 4 is a left side view thereof;  
 FIG. 5 is a right side view thereof;  
 FIG. 6 is a top view thereof; and,  
 FIG. 7 is a bottom view thereof.  
 The design consists of the features of shape, configuration and ornament of the portions of a water ride shown in solid lines in the drawings. The portions show in stippled lines do not form part of the design. The lines consisting of short and long dashes in FIGS. 1 to 7 do not form part of the design and are included solely for the purpose of illustrating the boundary of the design.

**1 Claim, 7 Drawing Sheets**



(56)

**References Cited**

U.S. PATENT DOCUMENTS

8,690,697	B2	4/2014	Hunter	
D705,381	S *	5/2014	Brassard	..... D21/821
D705,882	S *	5/2014	Brassard	..... D21/821
D705,883	S *	5/2014	Brassard	..... D21/821
D771,213	S *	11/2016	Ozturk	..... D21/821
9,504,924	B2	11/2016	Hunter	
D779,010	S *	2/2017	Ozturk	..... D21/821
D809,618	S *	2/2018	Hunter	..... D21/821

FOREIGN PATENT DOCUMENTS

EP	001659285-001	1/2010
EP	001659285-002	1/2010

\* cited by examiner

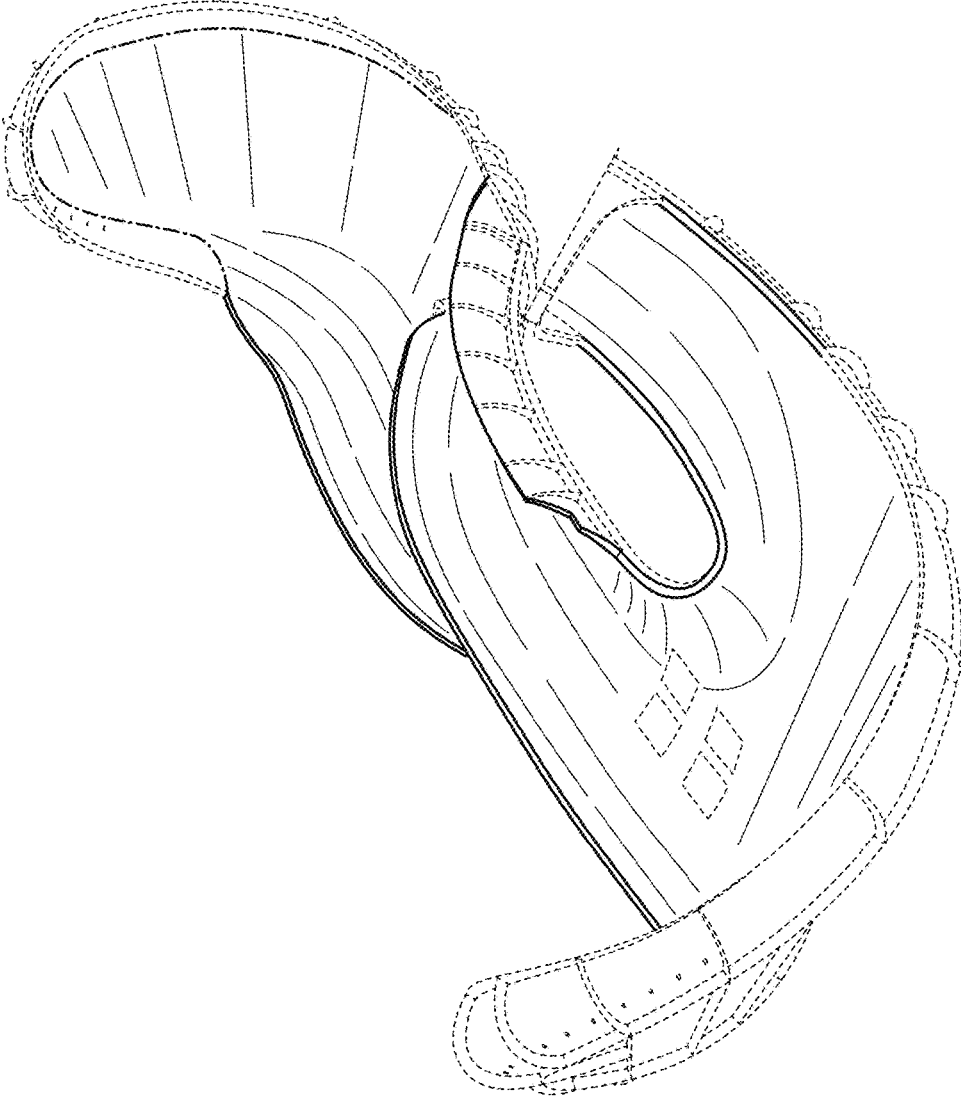


FIG. 1

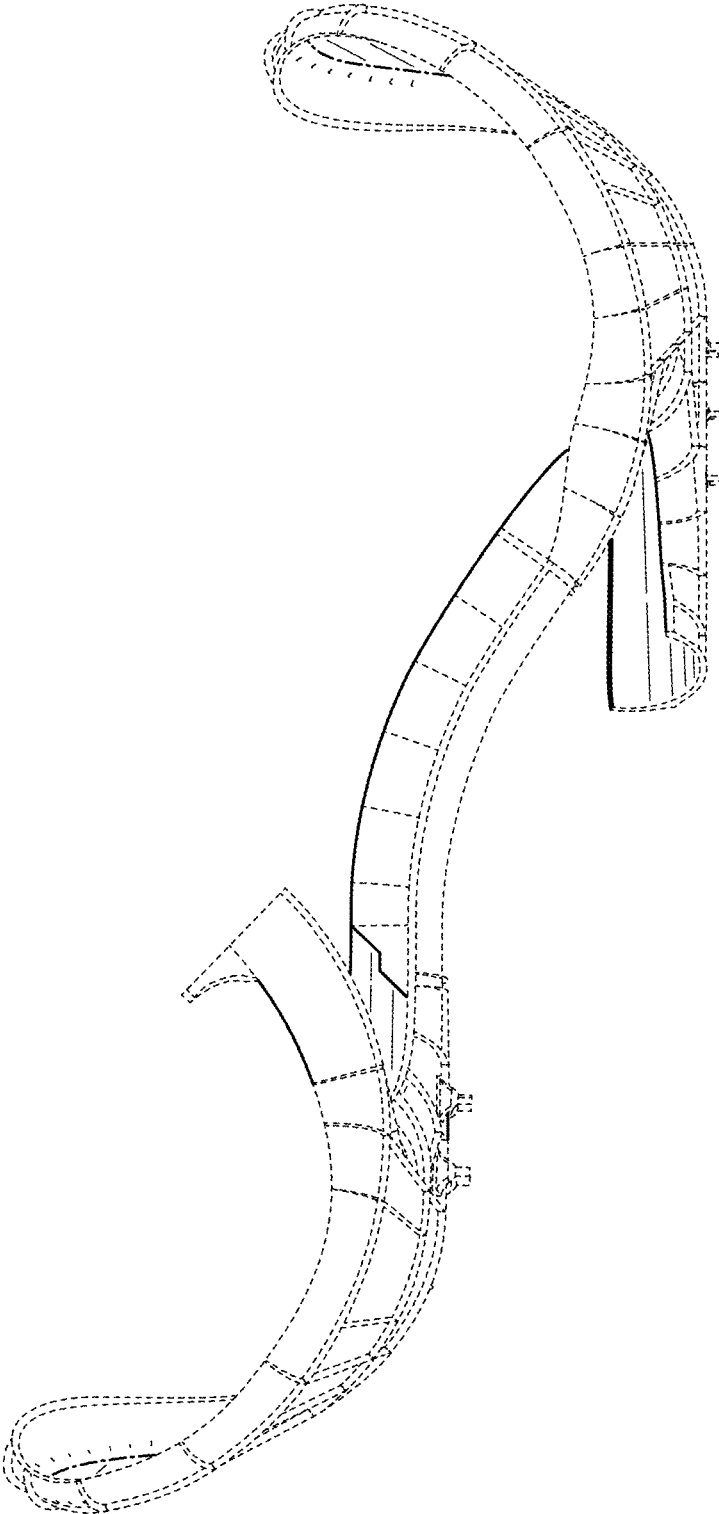


FIG. 2

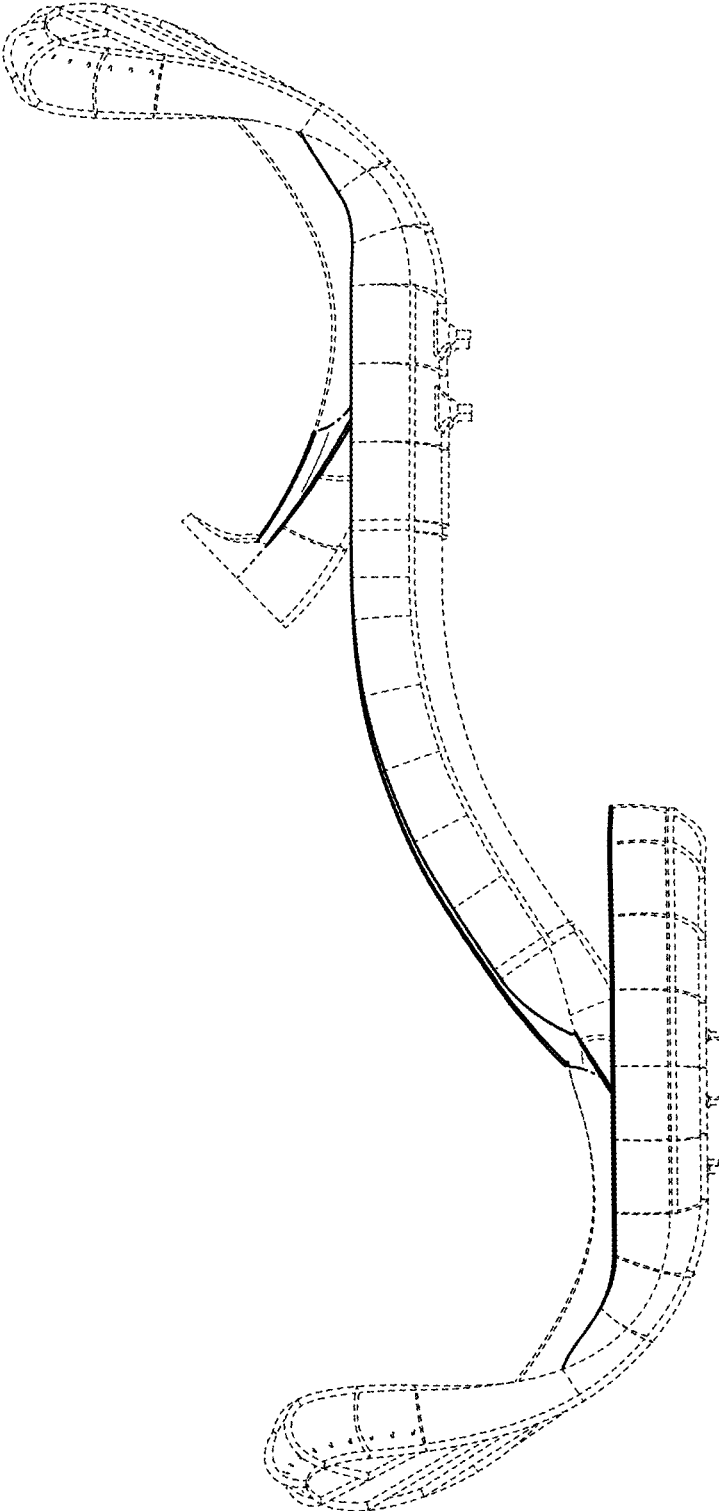


FIG. 3

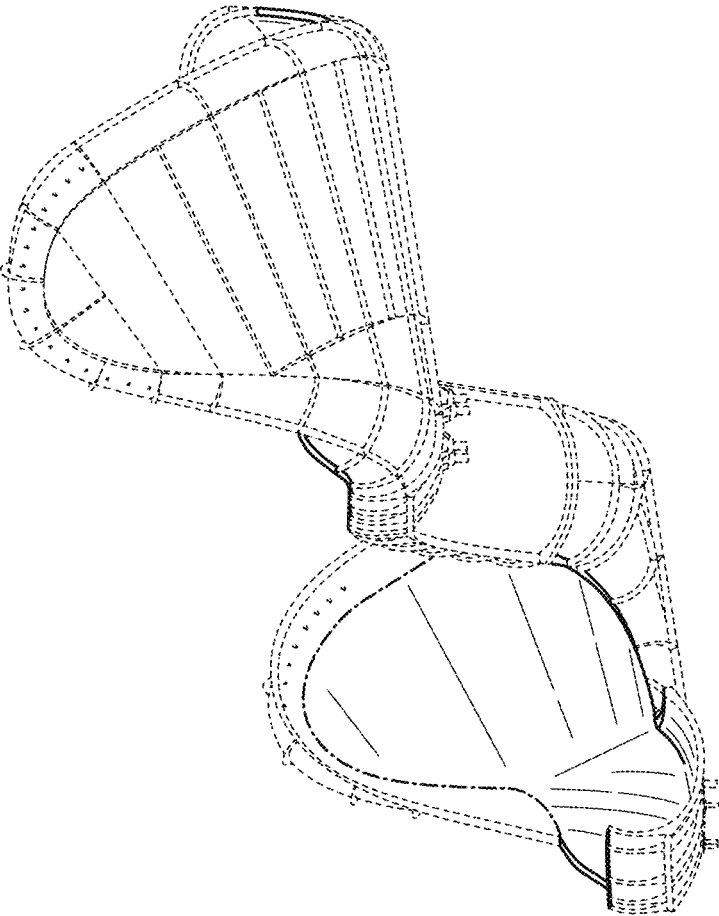


FIG. 4

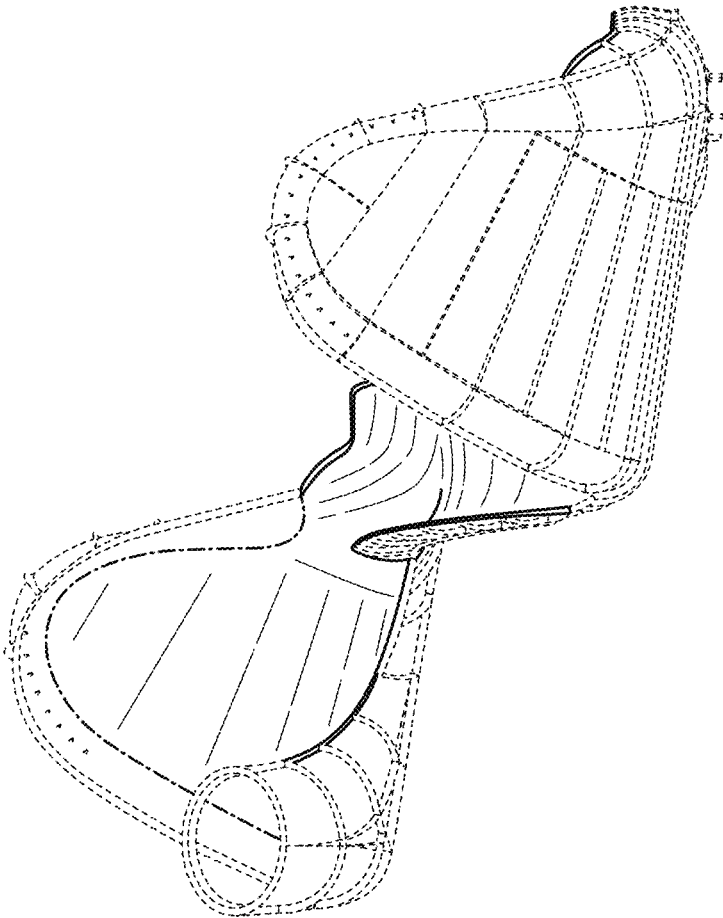


FIG. 5

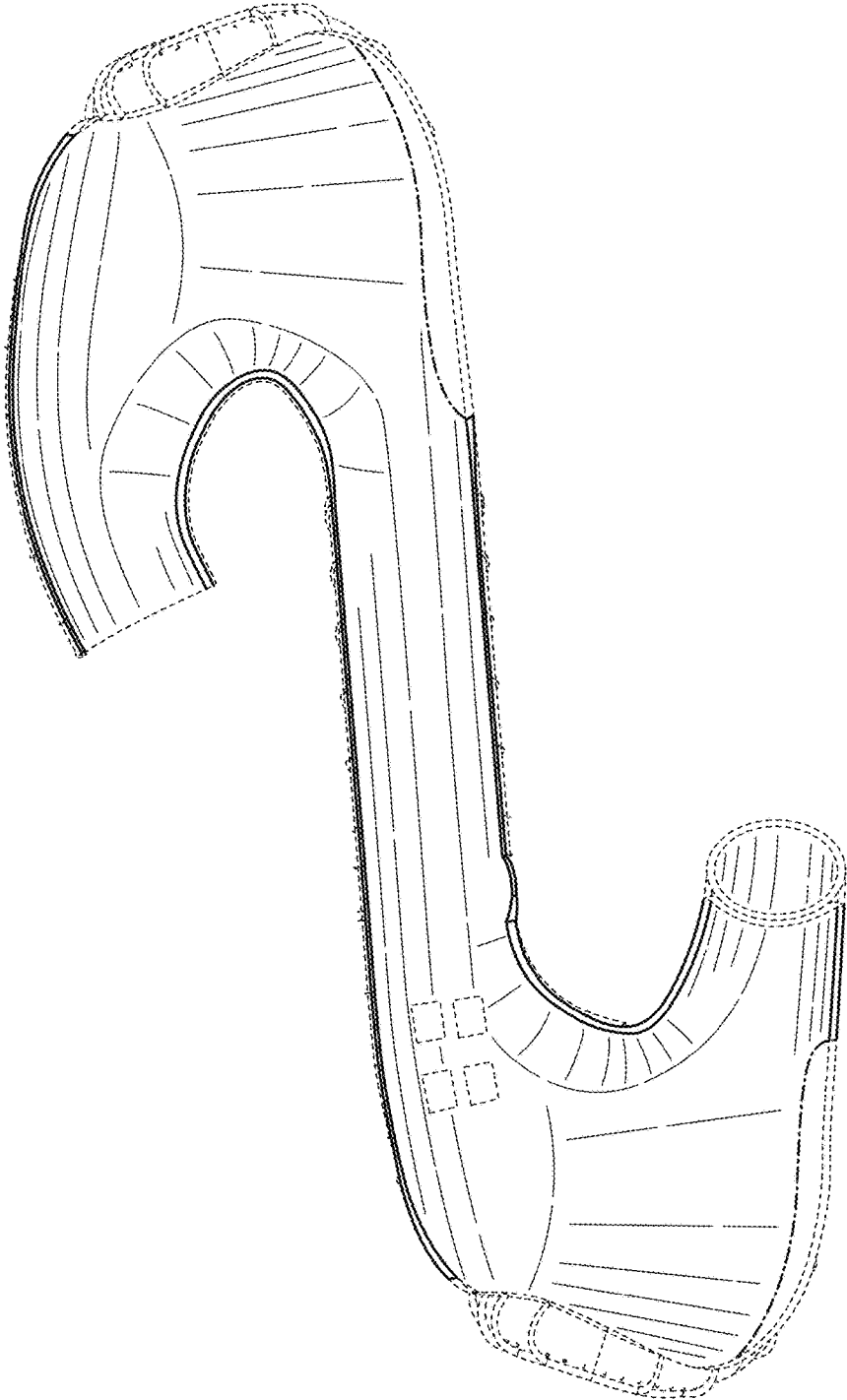


FIG. 6



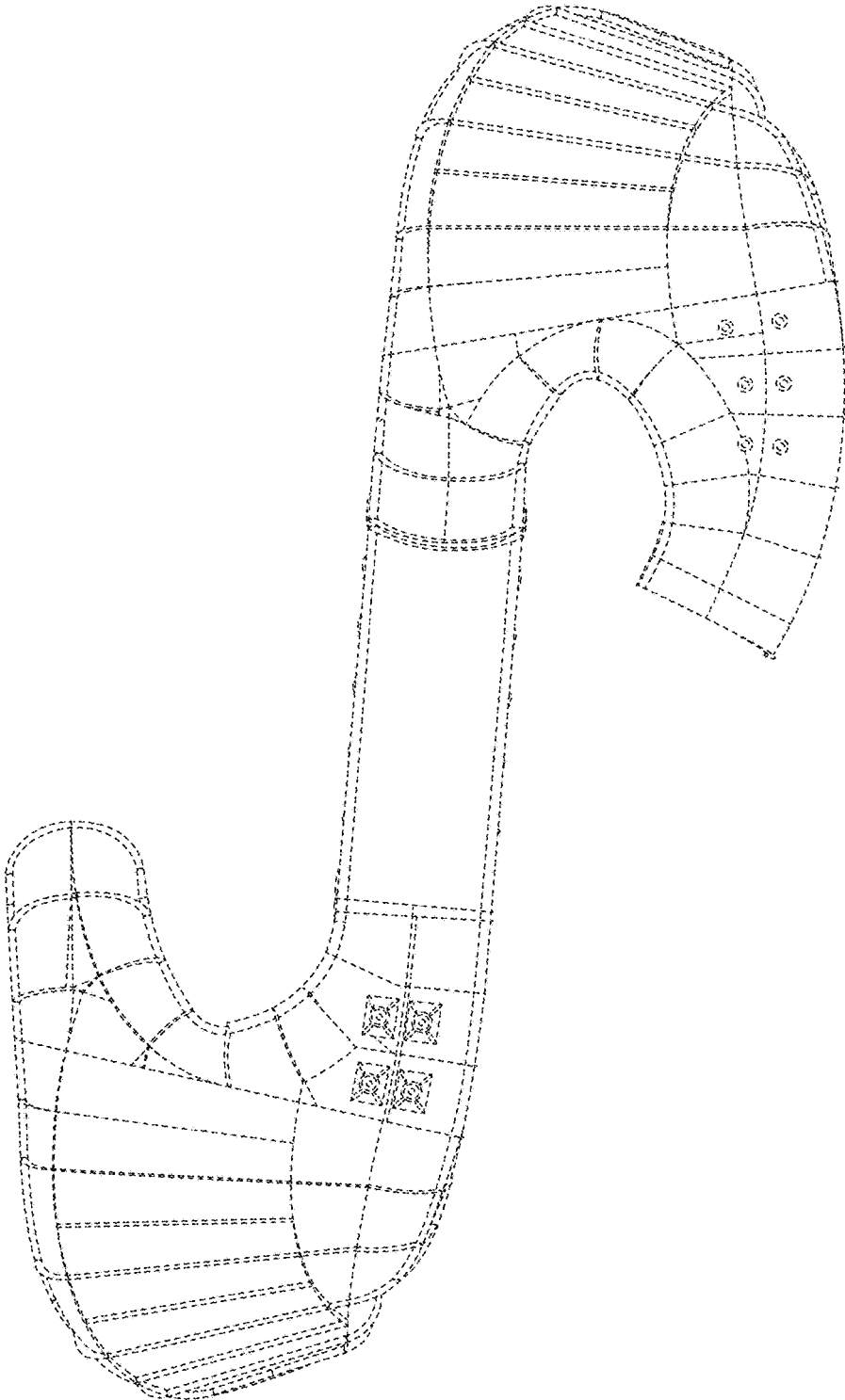


FIG. 7