



US00D712658S

(12) **United States Design Patent**
Lai

(10) **Patent No.:** **US D712,658 S**

(45) **Date of Patent:** **** Sep. 9, 2014**

(54) **LUGGAGE CASE**

(71) Applicant: **Chu-Shan Lai**, Taipei County (TW)

(72) Inventor: **Chu-Shan Lai**, Taipei County (TW)

(**) Term: **14 Years**

(21) Appl. No.: **29/446,736**

(22) Filed: **Feb. 27, 2013**

(30) **Foreign Application Priority Data**

Aug. 31, 2012 (TW) 101305114

(51) **LOC (10) Cl.** **03-01**

(52) **U.S. Cl.**

USPC **D3/279**

(58) **Field of Classification Search**

USPC D3/272, 276, 278, 279, 273, 274, 281,

D3/289; 190/100-127, 903, 37, 39, 18 A

See application file for complete search history.

(56)

References Cited

U.S. PATENT DOCUMENTS

D540,540 S *	4/2007	Szyf et al.	D3/279
D563,101 S *	3/2008	Kuchler	D3/279
D587,902 S *	3/2009	Yoneno	D3/279
D627,162 S *	11/2010	Weng	D3/279
D642,379 S *	8/2011	Buller	D3/279

D659,395 S *	5/2012	Sijmons	D3/279
2011/0155526 A1 *	6/2011	Cheng	190/18 A
2012/0255824 A1 *	10/2012	Schnell et al.	190/18 A
2013/0292221 A1 *	11/2013	Ryan et al.	190/18 A

FOREIGN PATENT DOCUMENTS

FR 000945175-0001 * 6/2008

* cited by examiner

Primary Examiner — Jennifer Rivard

(74) *Attorney, Agent, or Firm* — Rosenberg, Klein & Lee

(57)

CLAIM

The ornamental design for a luggage case, as shown and described.

DESCRIPTION

FIG. 1 is a perspective view of a luggage case showing the new design;

FIG. 2 is a front view thereof;

FIG. 3 is a rear view thereof;

FIG. 4 is a left side view thereof;

FIG. 5 is a right side view thereof;

FIG. 6 is a top view thereof; and,

FIG. 7 is a bottom view thereof.

1 Claim, 7 Drawing Sheets





FIG. 1

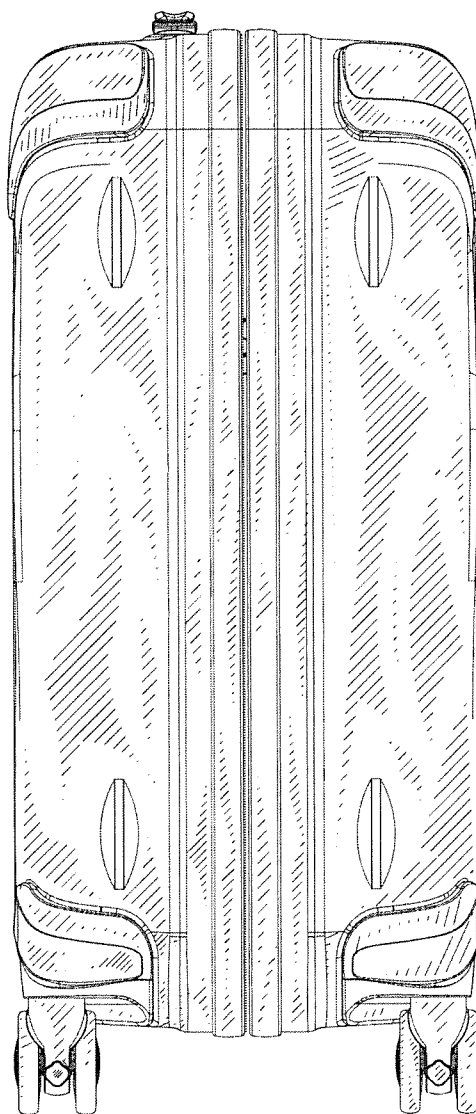


FIG. 2

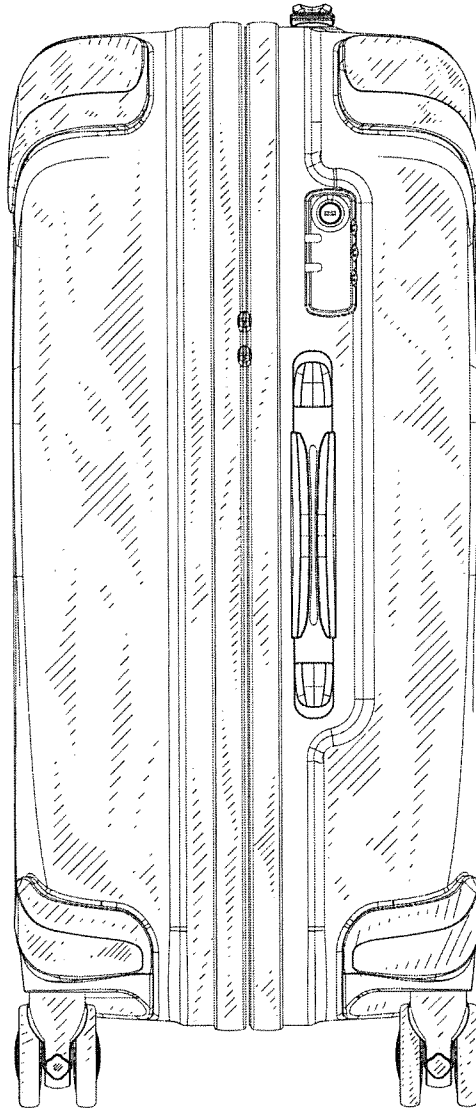


FIG. 3

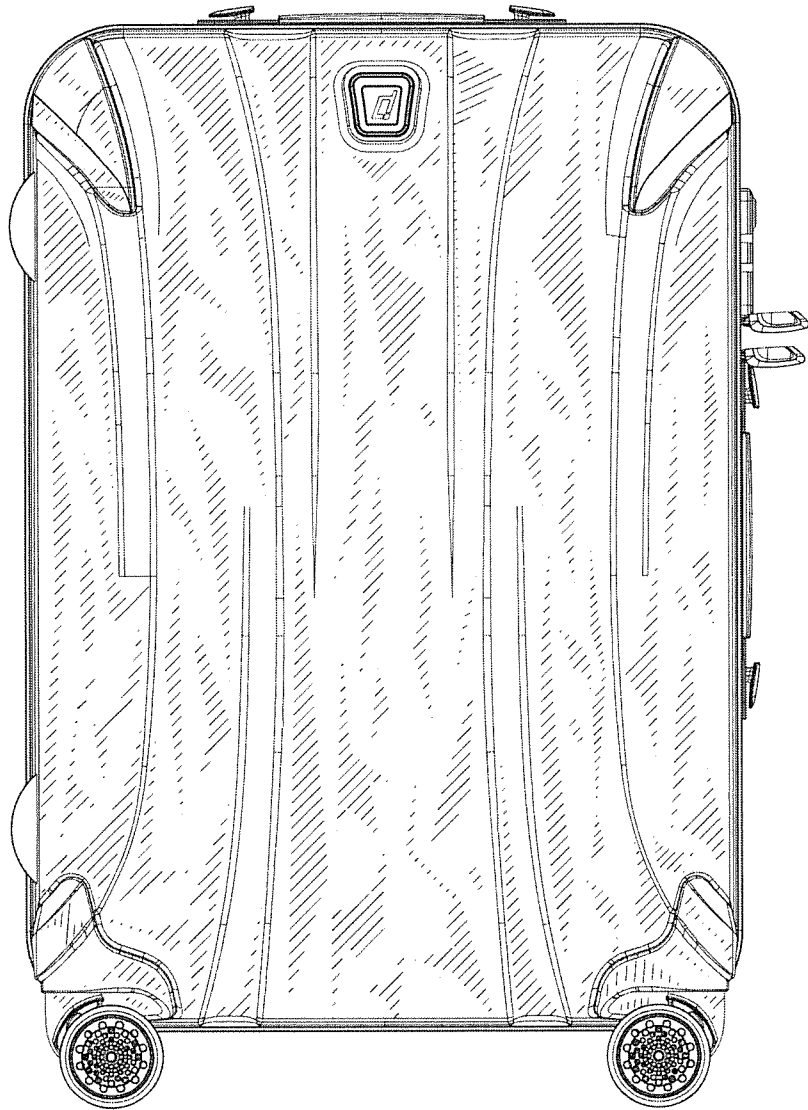


FIG. 4

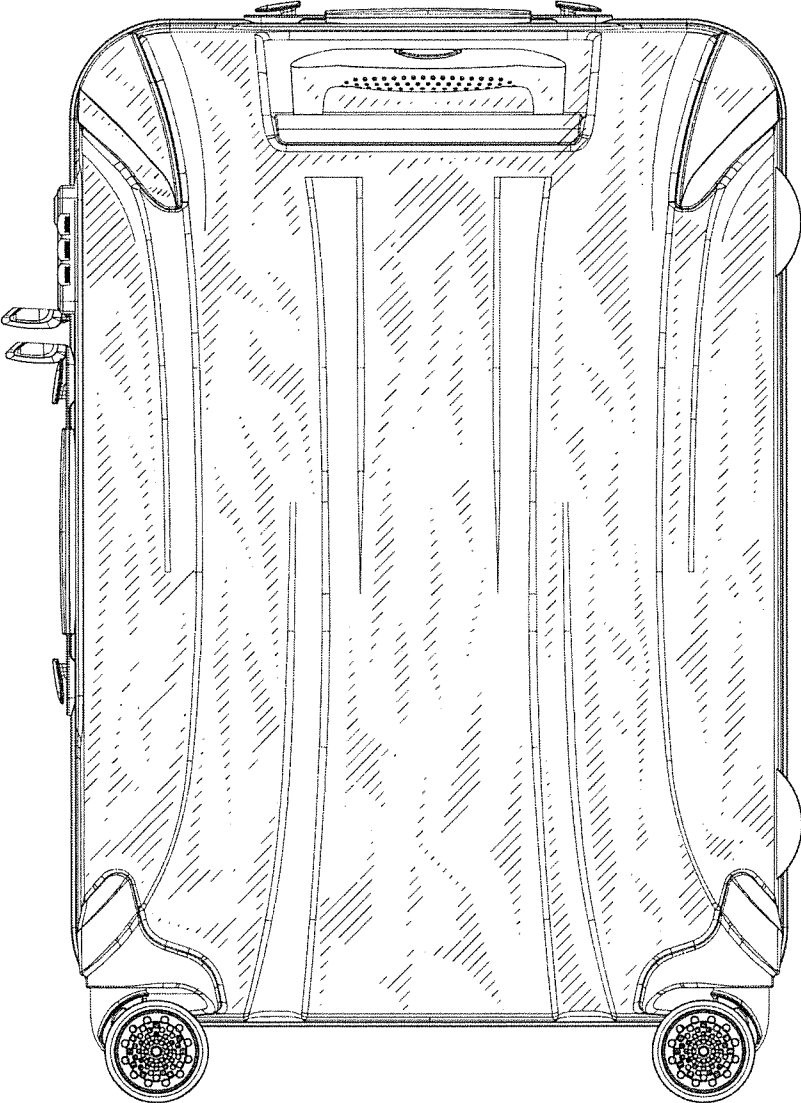


FIG. 5

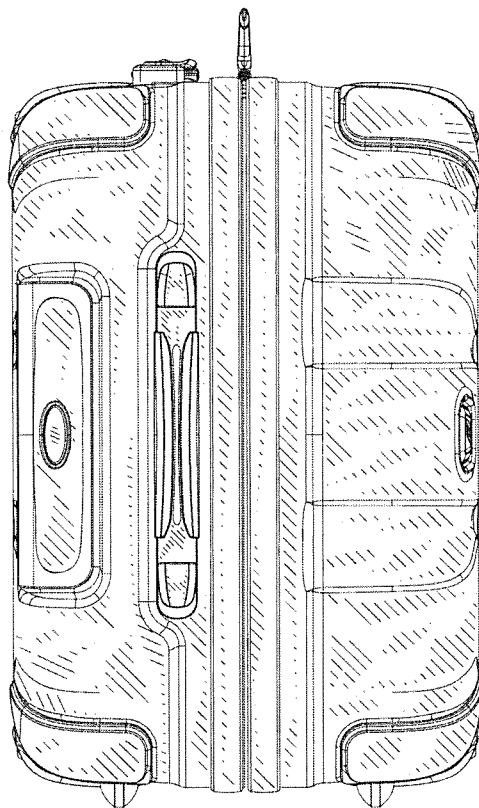


FIG. 6




FIG. 7