



US00D513033S

(12) **United States Design Patent**
Hsu

(10) **Patent No.:** **US D513,033 S**

(45) **Date of Patent:** **** Dec. 20, 2005**

(54) **EYEGLASS FRAME**

(75) **Inventor:** **Wan-Ting Hsu, Tainan (TW)**

(73) **Assignee:** **Sun Sight Glasses Co., Ltd., Tainan (TW)**

(**) **Term:** **14 Years**

(21) **Appl. No.:** **29/204,760**

(22) **Filed:** **May 3, 2004**

(51) **LOC (6) Cl.** **16-06**

(52) **U.S. Cl.** **D16/314; D16/330**

(58) **Field of Search** D16/300-330,
D16/101, 332-338; D29/109-110; D24/110.2;
351/41, 44, 51-52, 158, 92, 103-111, 130,
61, 114-119, 122-123; 2/426-432, 448,
441, 447, 434-437

(56) **References Cited**

U.S. PATENT DOCUMENTS

6,196,681 B1	*	3/2001	Canavan	351/103
D447,764 S	*	9/2001	Chen	D16/330
D456,833 S	*	5/2002	Chen	D16/330
6,386,704 B1	*	5/2002	Wu	351/106

D475,731 S	*	6/2003	Lee	D16/314
D475,733 S	*	6/2003	Lee	D16/335
D483,392 S	*	12/2003	Chen	D16/335
D485,857 S	*	1/2004	Lee	D16/315
D494,996 S	*	8/2004	Hsu	D16/315
D497,931 S	*	11/2004	Sheldon	D16/314

* cited by examiner

Primary Examiner—Raphael Barkai

(74) *Attorney, Agent, or Firm*—Alan D. Kamrath; Nikolai & Mersereau, P.A.

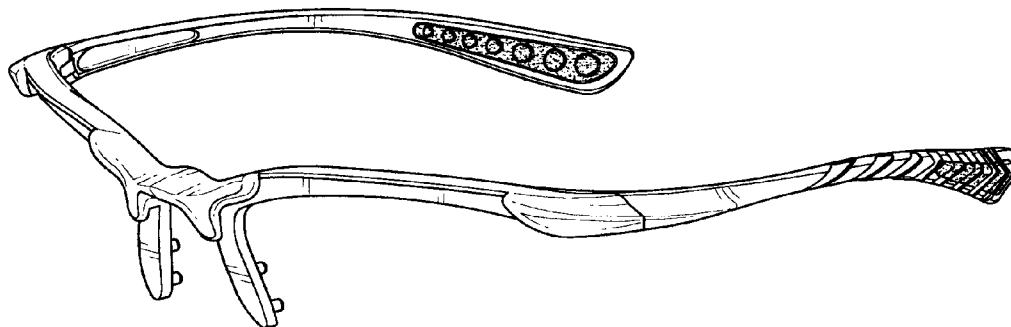
(57) **CLAIM**

The ornamental design for an eyeglass frame, as shown and described.

DESCRIPTION

FIG. 1 is a perspective view of an eyeglass frame showing my new design;
FIG. 2 is a front side elevational view thereof;
FIG. 3 is a rear side elevational view thereof;
FIG. 4 is a side elevational view thereof, the opposite side view being a mirror image thereof
FIG. 5 is a top plan view thereof; and,
FIG. 6 is a bottom plan view thereof.

1 Claim, 4 Drawing Sheets



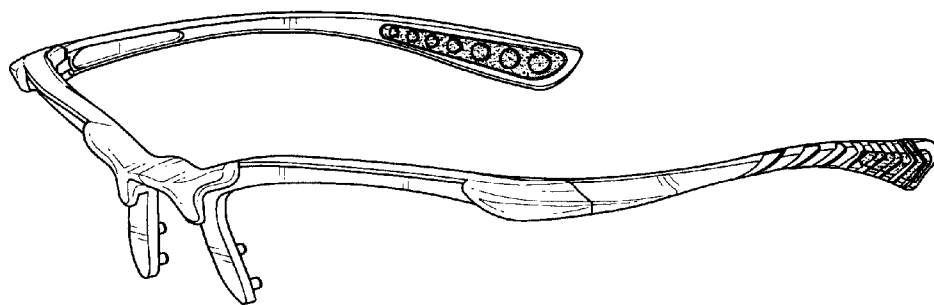


FIG. 1



FIG. 4

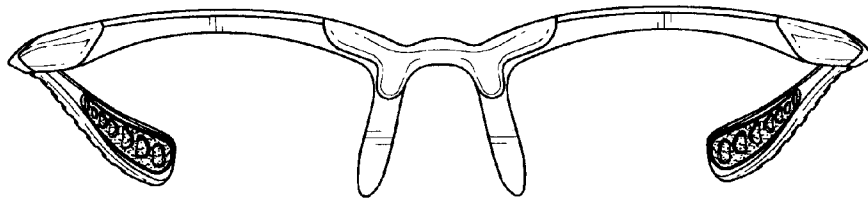


FIG. 2

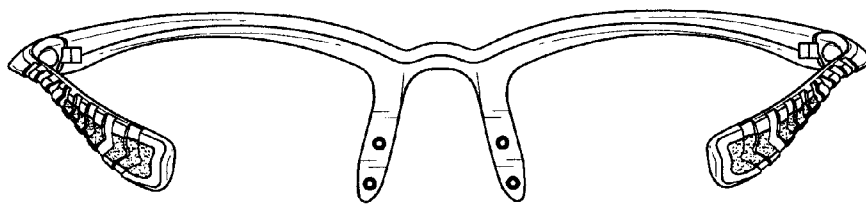


FIG. 3

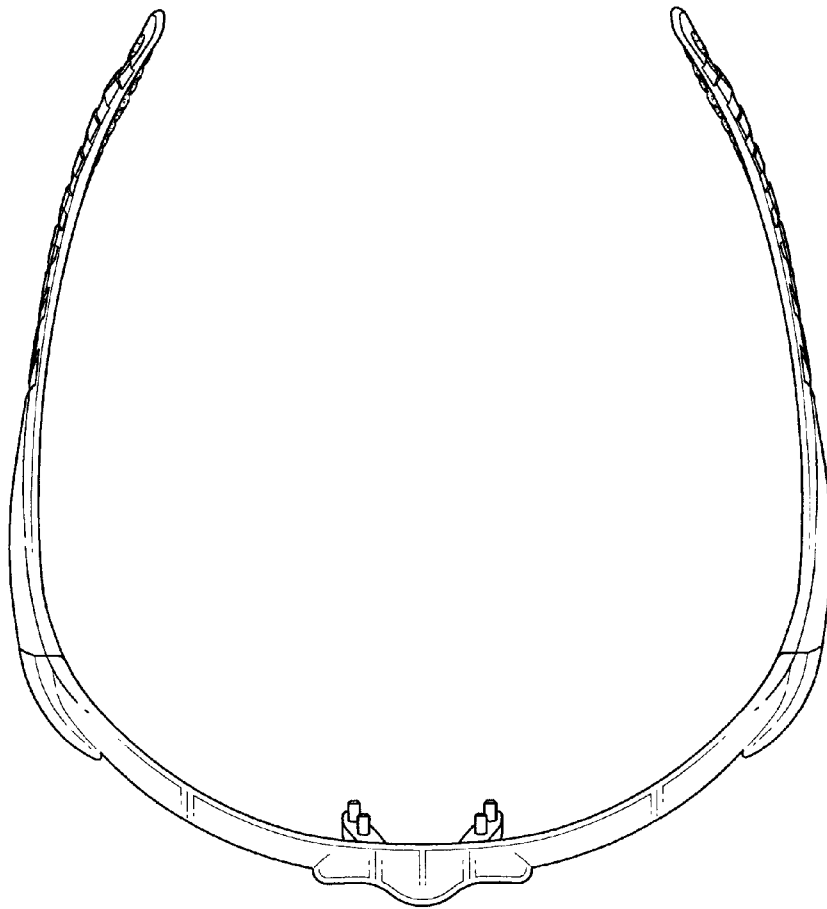


FIG. 5

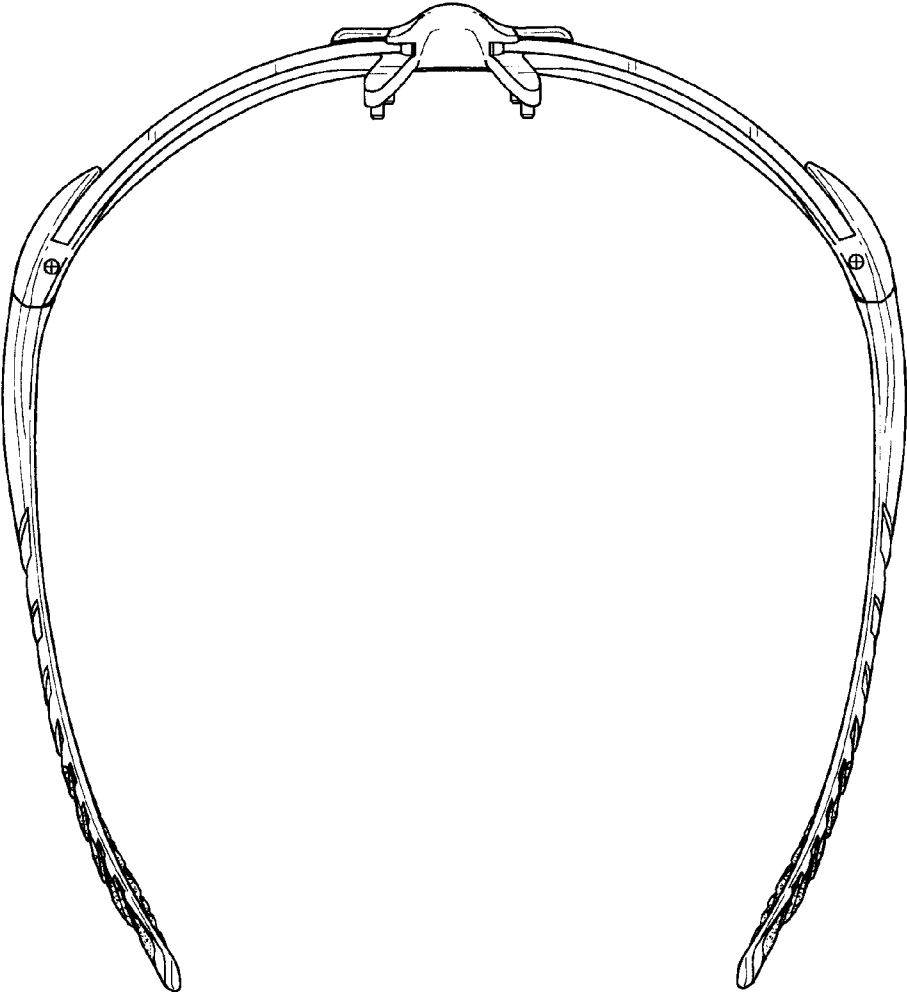


FIG. 6