



US0D1037512S

(12) **United States Design Patent**
George

(10) **Patent No.:** **US D1,037,512 S**

(45) **Date of Patent:** **** Jul. 30, 2024**

(54) **HEADLIGHT**

(71) Applicants: **Zhejiang ZEEKR Automobile Research & Development Co., Ltd., Ningbo (CN); Zhejiang Geely Holding Group Co., Ltd., Hangzhou (CN)**

(72) Inventor: **Asok George, Gothenburg (SE)**

(73) Assignees: **ZHEJIANG ZEEKR AUTOMOBILE RESEARCH & DEV CO., LTD, Ningbo (CN); ZHEJIANG GEELY HOLDING GROUP CO., LTD., Hangzhou (CN)**

(**) Term: **15 Years**

(21) Appl. No.: **29/834,797**

(22) Filed: **Apr. 14, 2022**

(51) **LOC (14) Cl.** **26-06**

(52) **U.S. Cl.**
USPC **D26/28**

(58) **Field of Classification Search**
USPC D26/24, 28-36, 138, 139
CPC F21S 41/141; F21S 41/20; F21S 41/18; F21S 41/00; F21S 43/14; F21S 43/00; F21S 43/10; F21W 2103/30; F21W 2103/00; F21W 2103/45; F21W 2103/35; F21W 2107/00; F21W 2107/10
See application file for complete search history.

(56) **References Cited**

U.S. PATENT DOCUMENTS

D593,233	S	*	5/2009	Bai	D26/28
D740,978	S	*	10/2015	Lee	D26/28
D822,241	S	*	7/2018	Lee	D26/28
D822,242	S	*	7/2018	Lee	D26/28
D847,388	S	*	4/2019	Bernardi	D26/28
D854,202	S	*	7/2019	Lin	D26/28
D889,697	S	*	7/2020	Tovey	D26/28
D891,654	S	*	7/2020	Woodhouse	D26/28

D897,573	S	*	9/2020	Patel	D26/28
D903,912	S	*	12/2020	Kato	D26/28
D908,257	S	*	1/2021	Sato	D26/28
D913,547	S	*	3/2021	Thomas	D26/28
D923,827	S	*	6/2021	Loisch	D26/28
D936,874	S	*	11/2021	Wu	D26/28

(Continued)

OTHER PUBLICATIONS

AmeriLite, posted at Amazon, date first available Mar. 2, 2021. Site visited Aug. 9, 2023. Available from internet, URL: https://www.amazon.com/dp/B08XW39WJ3?_encoding=UTF8&ref_cm_sw_r_cp_ud_dp_H9SJV7Q5VZ9BFNR2JJK1&th=1 (Year: 2021).*

(Continued)

Primary Examiner — Samantha Wood

Assistant Examiner — Vanessa Martinez

(74) *Attorney, Agent, or Firm* — Tucker Ellis LLP

(57) **CLAIM**


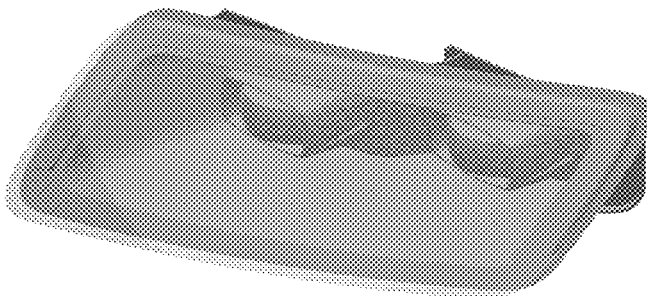
The ornamental design for a headlight, as shown and described.

DESCRIPTION

FIG. 1 is a perspective view of a headlight showing my new design;
FIG. 2 is a front view thereof;
FIG. 3 is a rear view thereof;
FIG. 4 is a left side view thereof;
FIG. 5 is a right side view thereof;
FIG. 6 is a top view thereof; and,
FIG. 7 is a bottom view thereof.
A mirror image of the headlight of FIGS. 1-7 is a second embodiment of the headlight.

The broken lines and de-emphasized portions shown inside the broken lines are for the purpose of illustrating portions of the headlight that form no part of the claimed design. The broken lines and de-emphasized portions form no part of the claimed design.

1 Claim, 4 Drawing Sheets



(56)

References Cited

U.S. PATENT DOCUMENTS

D938,630	S	*	12/2021	Allmendinger	D26/28
D938,631	S	*	12/2021	Allmendinger	D26/28
D939,111	S	*	12/2021	Allmendinger	D26/28
D957,012	S	*	7/2022	Lin	D26/28
D966,577	S	*	10/2022	Thomas	D26/28
D966,580	S	*	10/2022	Mueller-Stolz	D26/28
D967,993	S	*	10/2022	Tovey	D26/28
D979,818	S	*	2/2023	Wu	D26/35
D987,132	S	*	5/2023	Tran	F21S 41/33 D26/28
D987,144	S	*	5/2023	Akçay	D26/28
D992,777	S	*	7/2023	Thomas	D26/28

OTHER PUBLICATIONS

Instyleparts, posted at Amazon, date first available Oct. 24, 2019. Site visited Aug. 9, 2023. Available from internet, URL: https://www.amazon.com/dp/B07ZJ7BMMW?ref_=cm_sw_r_cp_ud_dp_KMB2X6RHHHTDSAPMV2RM (Year: 2019).*

Projector Headlight Assembly, posted at Amazon, date first available Nov. 3, 2020. Site visited Aug. 9, 2023. Available from internet, URL: https://www.amazon.com/dp/B08ML5523Z?_encoding=UTF8&pvc=1&ref_=cm_sw_r_cp_ud_dp_3R60DM266MF7VMWTYD7S (Year: 2020).*

AlphaRex, posted at Amazon, date first available Jan. 1, 2017. Site visited Feb. 22, 2024 . . . Available from internet, URL: https://www.amazon.com/dp/B09S5MKDYF?_encoding=UTF8&ref_=cm_sw_r_cp_ud_dp_HHK2QRNJX5HG5JZ4EAF&th=1 (Year: 2017).*

Headlightsdepot, posted at Amazon, date first available May 3, 2017. Site visited Feb. 22, 2024 . . . Available from internet, URL: https://www.amazon.com/dp/B072P5WRKH?_encoding=UTF8&pvc=1&ref_=cm_sw_r_cp_ud_dp_VVRWBK7W03VQSEYBN2SG (Year: 2017).*

* cited by examiner

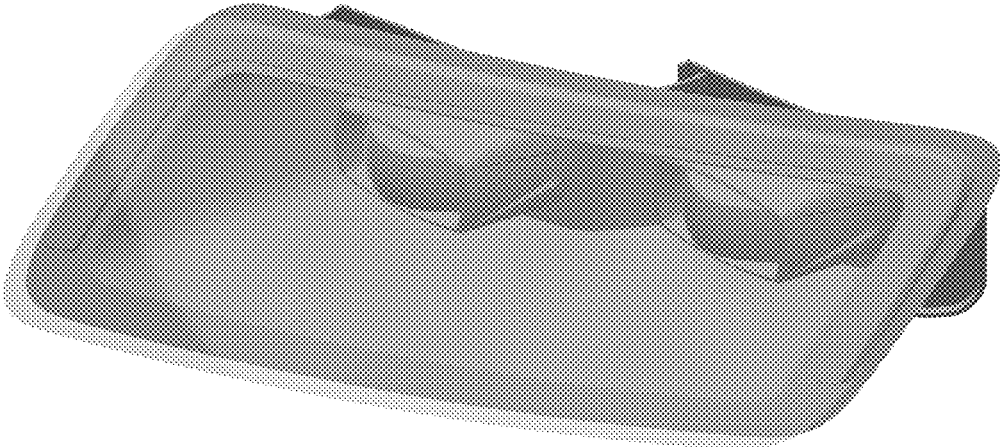


FIG. 1




FIG. 2




FIG. 3




FIG. 4

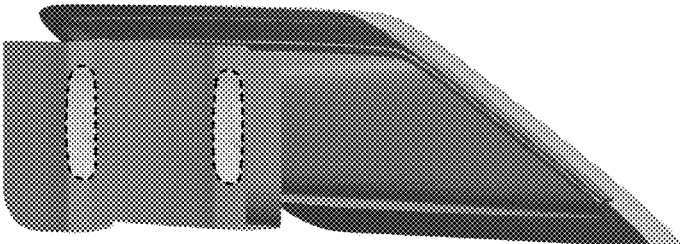


FIG. 5




FIG. 6

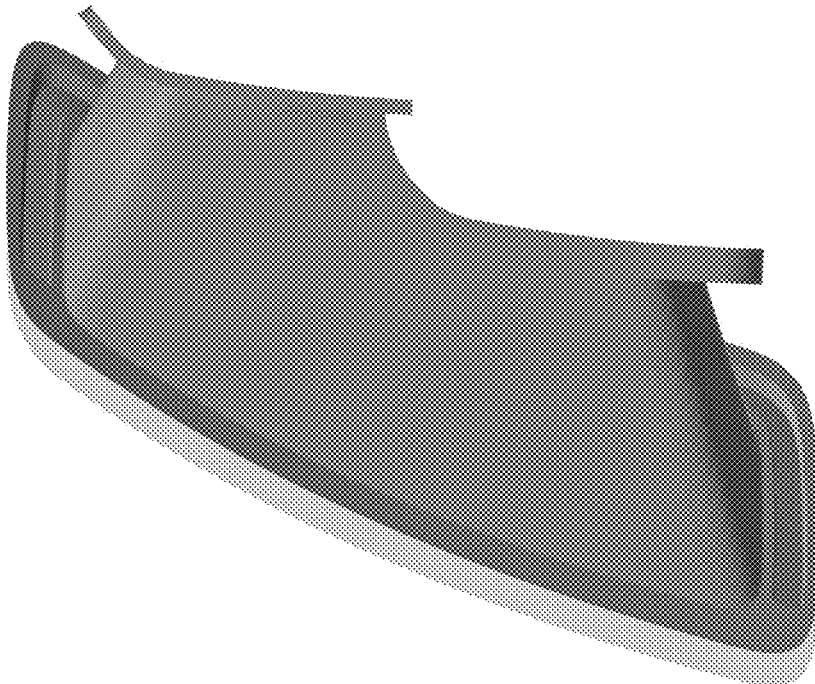


FIG. 7