



US00D676035S

(12) **United States Design Patent**  
**Chang et al.**

(10) **Patent No.:** **US D676,035 S**

(45) **Date of Patent:** **\*\* Feb. 12, 2013**

(54) **CASE**

(75) Inventors: **Tao-Wei Chang**, Arvada, CO (US);  
**Zachariah Pickett**, Fort Collins, CO  
(US)

(73) Assignee: **Otter Products, LLC**, Fort Collins, CO  
(US)

(\*\*) Term: **14 Years**

(21) Appl. No.: **29/392,525**

(22) Filed: **May 23, 2011**

(51) **LOC (9) Cl.** ..... **14-03**

(52) **U.S. Cl.** ..... **D14/250**

(58) **Field of Classification Search** ..... D14/248,  
D14/250-253, 440, 203.1-203.7, 217-218,  
D14/496, 137-138 AA, 138 G, 168, 474;  
D3/201, 218, 269, 301, 273, 303, 103, 247;  
D13/103, 107, 108, 119; D6/407; D21/333;  
220/4.02; 361/679.56, 679.55, 679.01; 379/426,  
379/433.11, 455; 455/575.1, 575.8; 190/100;  
206/305, 320

See application file for complete search history.

(56) **References Cited**

**U.S. PATENT DOCUMENTS**

D621,821 S *	8/2010	Richardson et al. ....	D14/250
D626,120 S *	10/2010	Richardson et al. ....	D14/250
D641,012 S *	7/2011	Fahrendorff et al. ....	D14/250
D646,265 S *	10/2011	Fathollahi ..... ..	D14/250
D647,084 S *	10/2011	Fathollahi ..... ..	D14/250

D647,900 S *	11/2011	Ferrari et al. ....	D14/346
D648,704 S *	11/2011	Hofer et al. ....	D14/203.7
D648,705 S *	11/2011	Hofer et al. ....	D14/203.7
D653,248 S *	1/2012	Fahrendorff et al. ....	D14/250
D658,624 S *	5/2012	Ferrari et al. ....	D14/138 AA
D660,279 S *	5/2012	Leung et al. ....	D14/138 AA
D663,284 S *	7/2012	Sparks ..... ..	D14/138 G

**OTHER PUBLICATIONS**

Blackberry Torch 9850/9860 Commuter Series Case. [online]  
Retrieved online Sep. 6, 2012 from URL: <www.otterbox.com/  
blackberry-torch-9850/9860-Commuter-Series-Case>.\*

\* cited by examiner

*Primary Examiner* — Robert M Spear

*Assistant Examiner* — Vy Koenig

(57) **CLAIM**

The ornamental design for a case, as shown and described.

**DESCRIPTION**

FIG. 1 is a front isometric view of a case showing our new design;

FIG. 2 is a rear isometric view thereof;

FIG. 3 is a front view thereof;

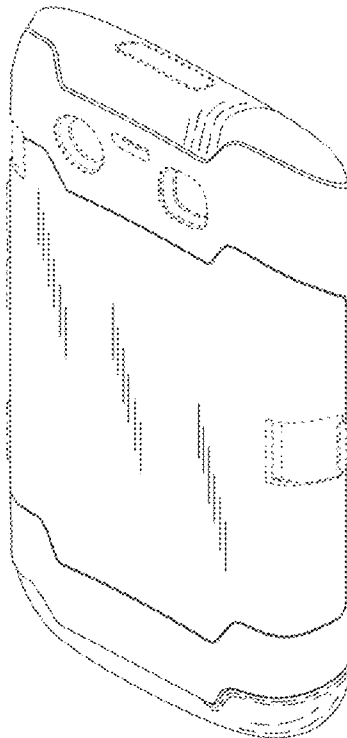
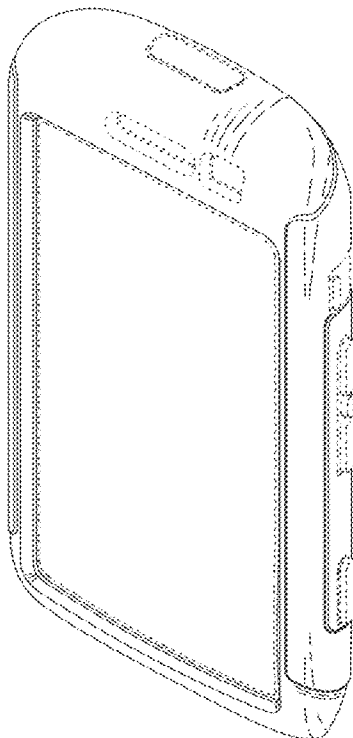
FIG. 4 is a rear view thereof;

FIG. 5 is a left view thereof; and,

FIG. 6 is a right view thereof.

The broken line perimeter of the large unshaded rectangular region on the front of the case in FIGS. 1 and 3 represents a boundary of the claimed design. All other broken lines depict unclaimed environment. The broken lines and unshaded regions bounded by broken lines form no part of the claimed design.

**1 Claim, 5 Drawing Sheets**



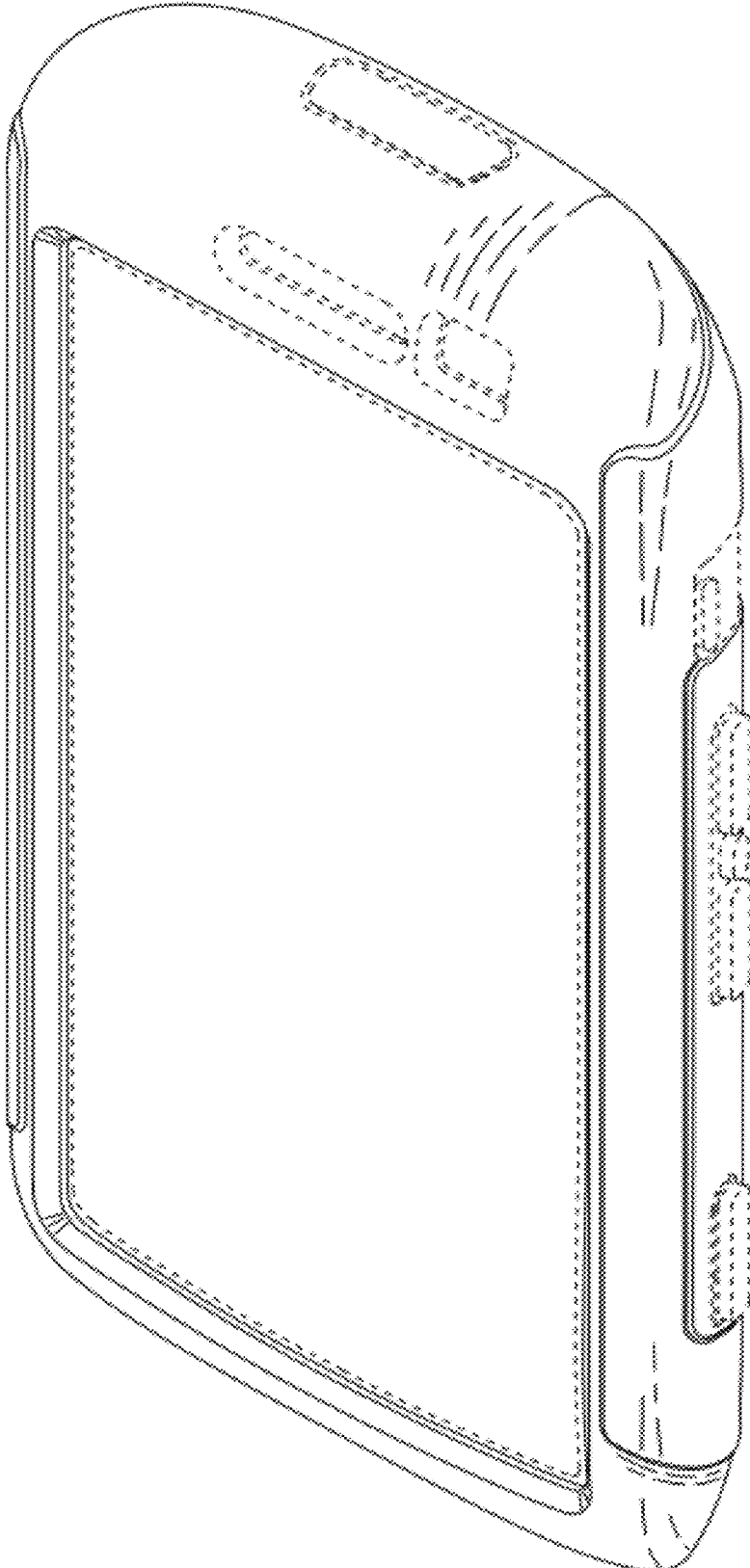


FIG. 1



FIG. 2




FIG. 3

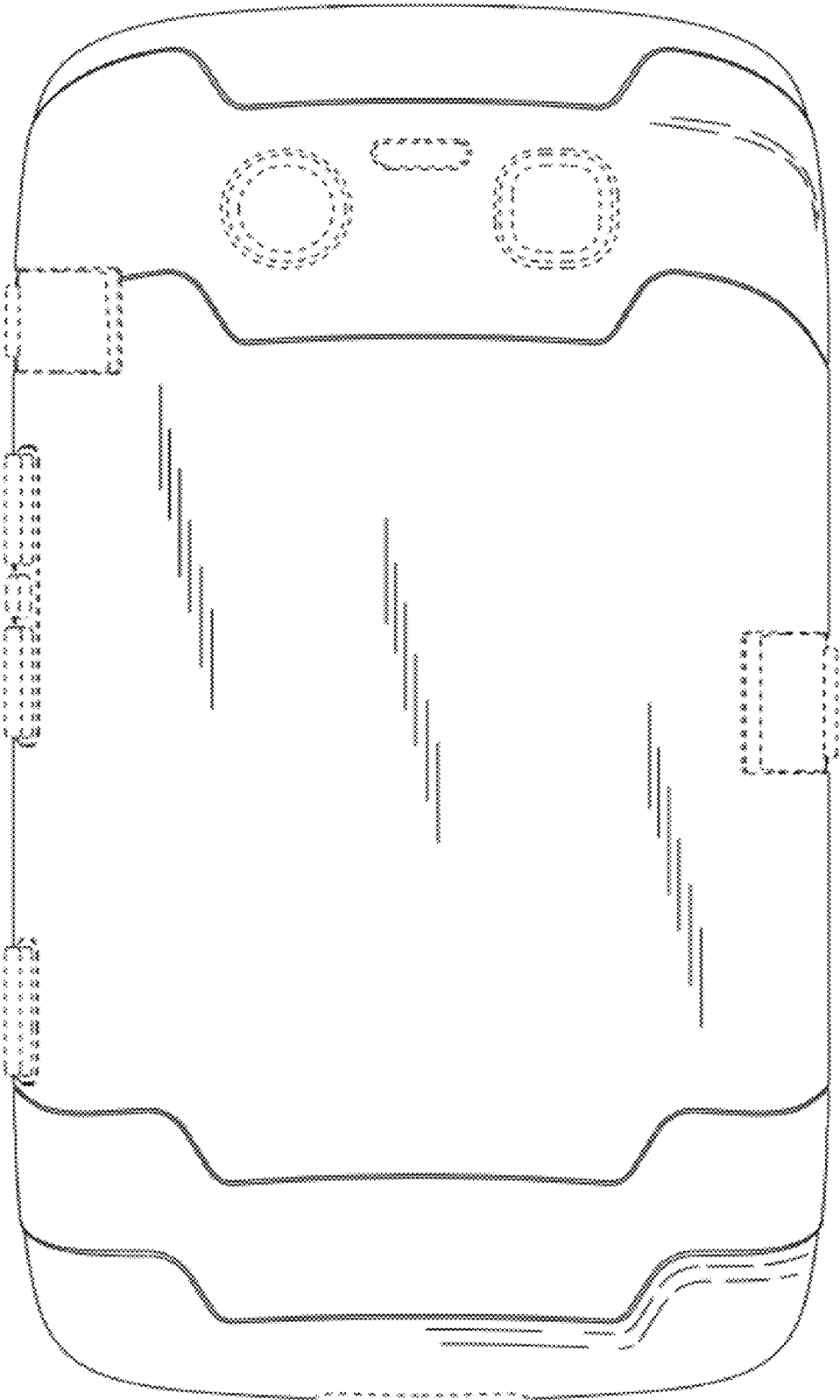


FIG. 4

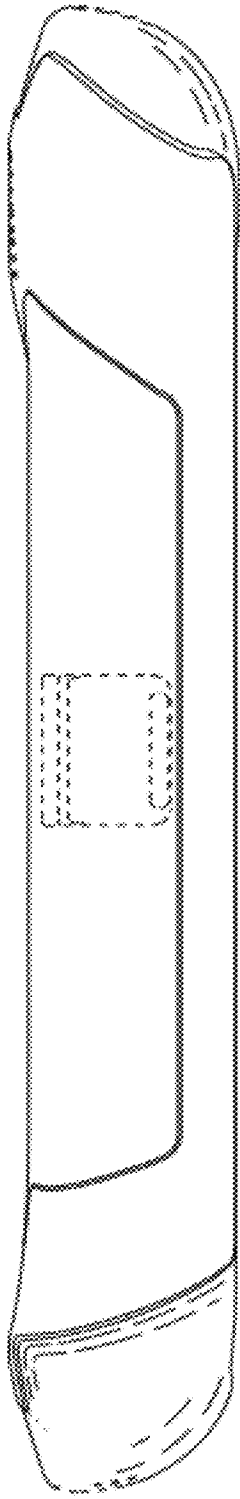


FIG. 5




FIG. 6