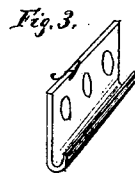
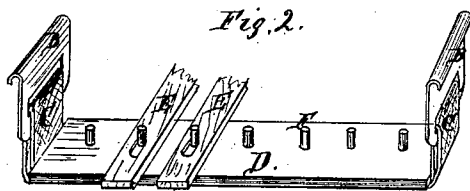
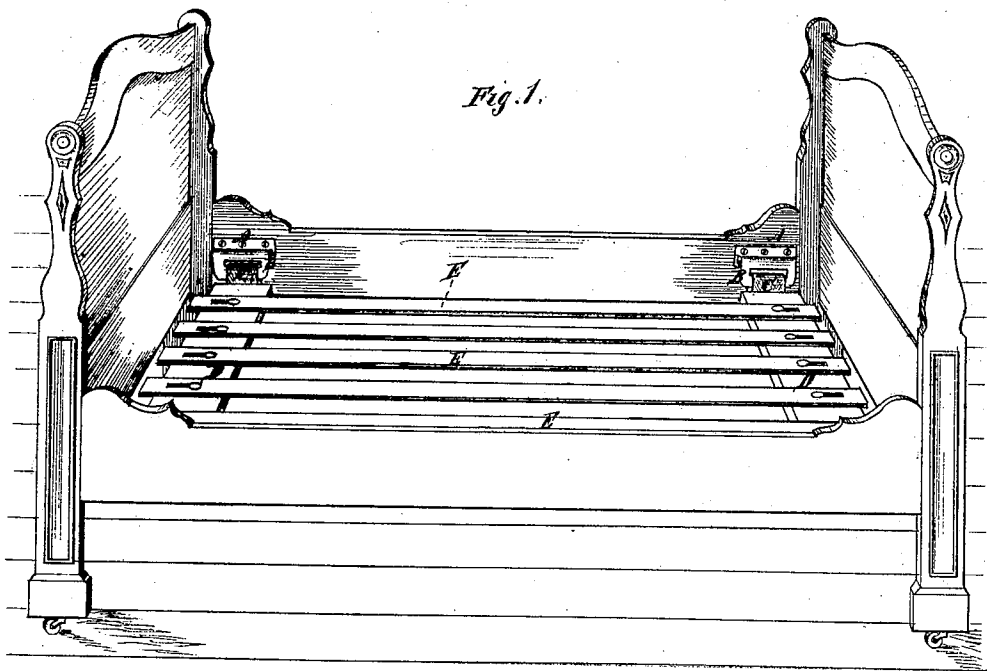


*M. Morehouse,*

*Bed Bottom.*

*No. 101,376.*

*Patented Mar. 29, 1870*



Witnesses:

*L. J. Woolley.*  
*Charles Walker.*

Inventor:

*Moses Morehouse.*



MOSES MOREHOUSE, OF BOSCOBEL, WISCONSIN.

Letters Patent No. 101,376, dated March 29, 1870.

IMPROVED BED-BOTTOM.

The Schedule referred to in these Letters Patent and making part of the same.

*To all whom it may concern:*

Be it known that I, MOSES MOREHOUSE, of Boscobel, in the county of Grant and State of Wisconsin, have invented a new and improved Spring-Bed Bottom; and I do hereby declare that the following is a full and exact description thereof, reference being had to the accompanying drawing and to the letters of reference marked thereon.

The nature of my invention consists in the reversible wooden bars which are so attached to the inflexible cross-bars at the ends of the bedstead-spring that they may be easily turned over should they warp or twist in any way, and in having the frame of the bedstead-spring supported on rubber springs attached to the bed-rails, thus causing one part of the bed to spring as much as any other part.

To enable others to make and use my invention, I will proceed to describe its construction and operation.

Figure 1 represents a perspective view of a bedstead with the spring attached ready for the bed.

Letter A is a cast or wrought iron hook to be fastened to the bed-rail.

B is a hook or support hanging from A, and articulating with it.

C is a rubber band or spring passing through B and attached to the under side of cross-bar.

D is a cross-bar to support the reversible wooden spring-bars or slats.

E is a wooden spring-bar or slat, reversible.

F, wooden pegs or screws to keep the reversible bars or slats in place.

Figure 2, view of one cross-bar with springs and hooks.

Figure 3, hook to be screwed to bedstead-rail.

What I claim as my invention, and desire to secure by Letters Patent, is—

The reversible slotted bars or slats E, the pegs F, the cross-bar D, in combination with the spring-band C and the suspending-hook B, as described, and for the purposes specified.

MOSES MOREHOUSE.

Witnesses:

L. J. WOOLLEY,  
C. H. CENTERT.