



US00D966285S

(12) **United States Design Patent**
Chiaravalle et al.

(10) **Patent No.:** **US D966,285 S**

(45) **Date of Patent:** **** *Oct. 11, 2022**

(54) **DISPLAY SCREEN OR PORTION THEREOF WITH TRANSITIONAL GRAPHICAL USER INTERFACE**

(71) Applicant: **Aristocrat Technologies Australia Pty Limited**, North Ryde (AU)

(72) Inventors: **John Chiaravalle**, Hinchinbrook (AU); **Antoon Visser**, Coogee (AU)

(73) Assignee: **ARISTOCRAT TECHNOLOGIES AUSTRALIA PTY LIMITED**, North Ryde (AU)

(*) Notice: This patent is subject to a terminal disclaimer.

(**) Term: **15 Years**

(21) Appl. No.: **29/720,712**

(22) Filed: **Jan. 15, 2020**

(30) **Foreign Application Priority Data**

Sep. 30, 2019 (AU) 201915673

(51) **LOC (13) Cl.** **14-04**

(52) **U.S. Cl.**
USPC **D14/485**

(58) **Field of Classification Search**
USPC D14/485-495
CPC G06F 3/048; G06F 3/0481; G06F 3/04817; G06F 3/0482; G06F 3/0483; G06F 3/04842; G06F 3/0485; G06F 3/04855; G06F 3/0486; G06F 3/0488; G06F 3/04886; G06F 9/4443

See application file for complete search history.

(56) **References Cited**

U.S. PATENT DOCUMENTS

6,358,144 B1 * 3/2002 Kadlic A63F 3/00157
273/306
D625,314 S * 10/2010 Jewitt D14/485

D658,195 S * 4/2012 Cranfill D14/486
D669,091 S * 10/2012 Cranfill D14/486
D682,852 S * 5/2013 Kim D14/486
D701,230 S * 3/2014 Lee D14/486
D710,374 S * 8/2014 Meegan D14/486
D717,326 S * 11/2014 Kim D14/486
D724,614 S * 3/2015 Mullet D14/486

(Continued)

OTHER PUBLICATIONS

“New—Grand FU Wheel slot machine, Nice Bonus” Nov. 12, 2019, YouTube, site visited Mar. 24, 2022: <https://www.youtube.com/watch?v=a-ZArsSubmQ> (Year: 2019).*

(Continued)

Primary Examiner — Jack Reickel

(74) *Attorney, Agent, or Firm* — McAndrews Held & Malloy, Ltd.

(57) **CLAIM**

The ornamental design for a display screen or portion thereof with transitional graphical user interface, as shown and described.

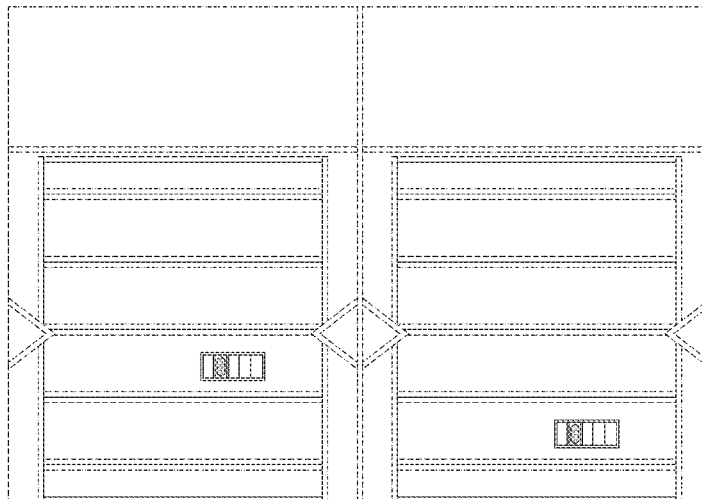
DESCRIPTION

FIG. 1 is a front view of the first image in a sequence of a display screen or portion thereof with transitional graphical user interface showing our new design; and, FIG. 2 is the second image thereof.

The dashed broken line perimeter in the drawings illustrates a display screen or portion thereof and forms no part of the claimed design. The remaining dashed broken lines in the drawings illustrate portions of the graphical user interface that form no part of the claimed design.

The appearance of the transitional image sequentially transitions between the images shown in FIGS. 1-2. The process or period in which one image transitions to another image forms no part of the claimed design.

1 Claim, 2 Drawing Sheets



(56)

References Cited

U.S. PATENT DOCUMENTS

D733,181	S *	6/2015	Manfredo	D14/488
D749,086	S *	2/2016	Bhogal	D14/485
D789,945	S *	6/2017	Chang	D14/485
D793,409	S *	8/2017	Berman	D14/486
D819,060	S *	5/2018	Friedman	D14/485
D850,464	S *	6/2019	Satterlie	D14/485
D861,703	S *	10/2019	Suslik	D14/485
D877,747	S *	3/2020	Belliveau	D14/485
D900,127	S *	10/2020	Visser	D14/488
D900,130	S *	10/2020	Matos	D14/485
D916,717	S *	4/2021	Shapiro	D14/485
2013/0076595	A1 *	3/2013	Sirpal	G06T 3/00
				345/1.3
2016/0125693	A1 *	5/2016	Berman	G06F 3/04817
				463/21
2017/0165573	A1 *	6/2017	Froy	G07F 17/3206
2018/0061176	A1 *	3/2018	Berman	G07F 17/3213

OTHER PUBLICATIONS

Office Action dated Apr. 12, 2022 for U.S. Appl. No. 29/720,711 (pp. 1-7).

* cited by examiner

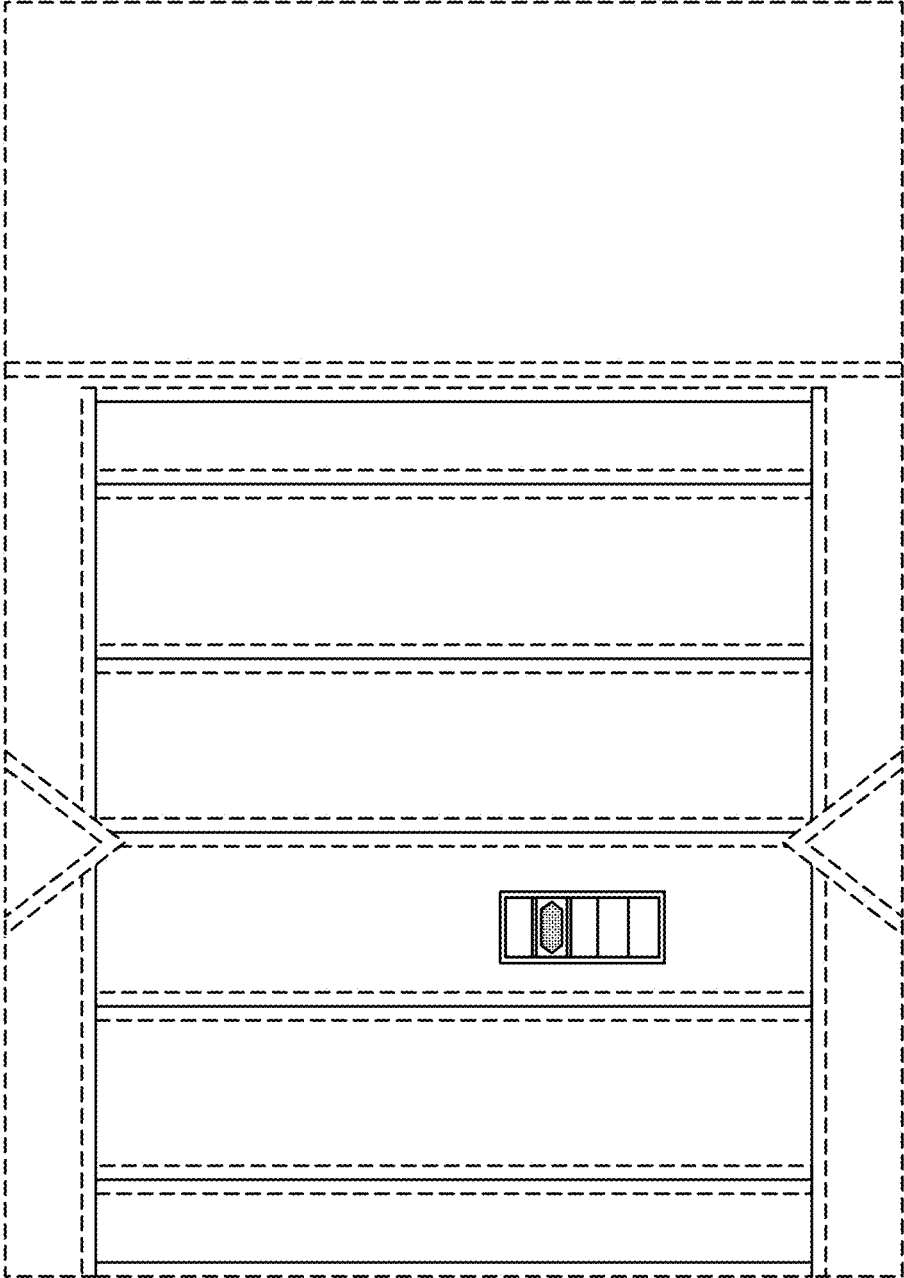


FIG. 1




FIG. 2