



US00D437524S

(12) **United States Design Patent**
Cappadona et al.

(10) **Patent No.:** **US D437,524 S**

(45) **Date of Patent:** **** Feb. 13, 2001**

(54) **HANDLES FOR COOKWARE**
(75) Inventors: **Richard Robert Cappadona**, Boca Raton, FL (US); **Jeffrey Rohrer**, Kewaskum, WI (US)

D. 373,287	9/1996	Antonio	D7/354
D. 377,581	1/1997	Rohrer	D7/323
D. 382,770	8/1997	Raoult	D7/395
4,862,552	9/1989	Rommel	16/118
5,771,783	6/1998	Uss	99/343

(73) Assignee: **Carico International Inc.**, Ft. Lauderdale, FL (US)

OTHER PUBLICATIONS

U.S. application No. 09/425,436, Filed Oct. 22, 1999; Inventors: Cappadonna et al.

(**) Term: **14 Years**

* cited by examiner

(21) Appl. No.: **29/112,763**

Primary Examiner—Caron D. Veynar

(22) Filed: **Oct. 22, 1999**

(74) *Attorney, Agent, or Firm*—Fitch, Even, Tabin & Flannery

(51) **LOC (7) Cl.** **07-02**

(52) **U.S. Cl.** **D7/393**

(58) **Field of Search** D7/354-361, 393-395; D8/107; 16/110.1, 406, 430, 431, DIG. 18, DIG. 19; 220/573.1, 752, 753

(57) **CLAIM**

The ornamental design for handles for cookware, as shown and described.

(56) **References Cited**

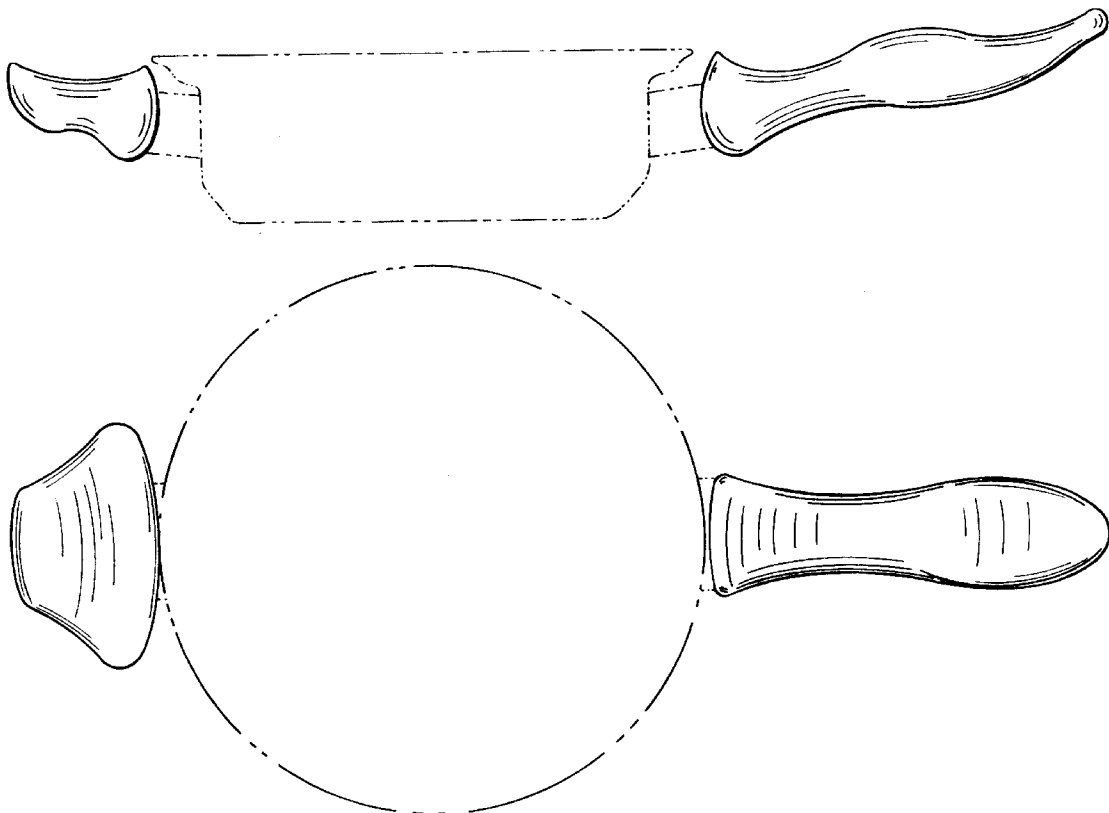
DESCRIPTION

U.S. PATENT DOCUMENTS

D. 41,717	8/1911	Swan	.	
D. 42,341	3/1912	Swan	.	
D. 221,397	8/1971	Chen	.	
D. 328,996	9/1992	Gerlach	D7/323
D. 347,963	6/1994	Pretzsch	D7/323
D. 363,002	10/1995	Douglas	D7/543
D. 369,718	5/1996	Rohrer	D7/354
D. 370,826	6/1996	Thurlow	D7/354

FIG. 1 is a side elevational view showing our new design, the opposite side view is a mirror image thereof; FIG. 2 is a top plan view thereof; FIG. 3 is a bottom plan view thereof; FIG. 4 is an end view thereof, taken from the left-hand side; and, FIG. 5 is an end view thereof, taken from the right-hand side.

1 Claim, 2 Drawing Sheets



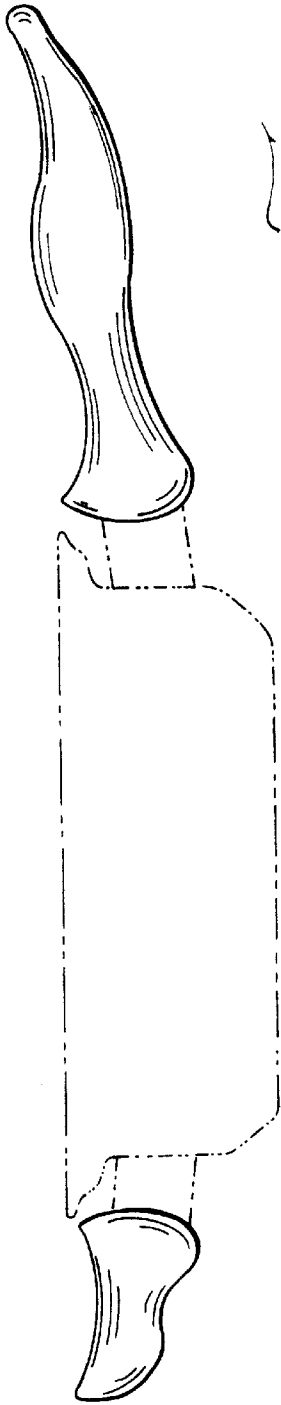


Fig. 1

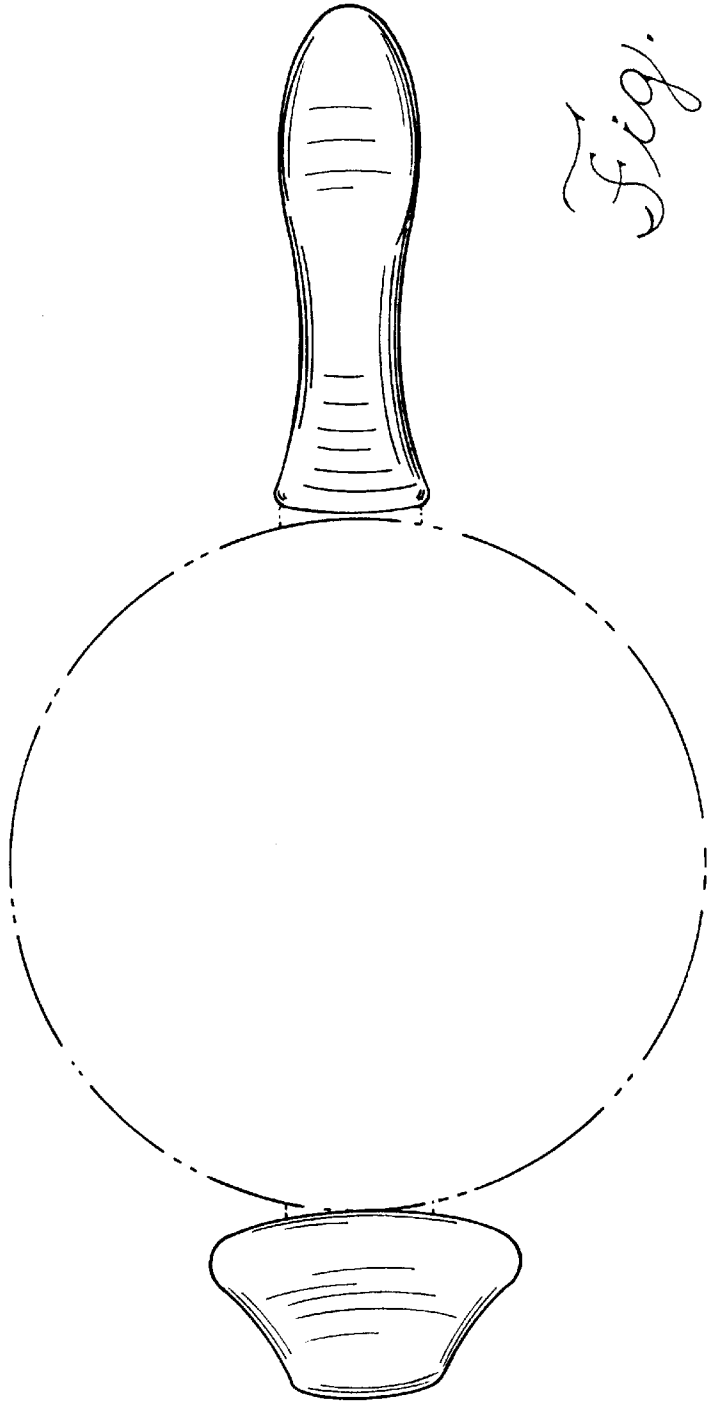


Fig. 2

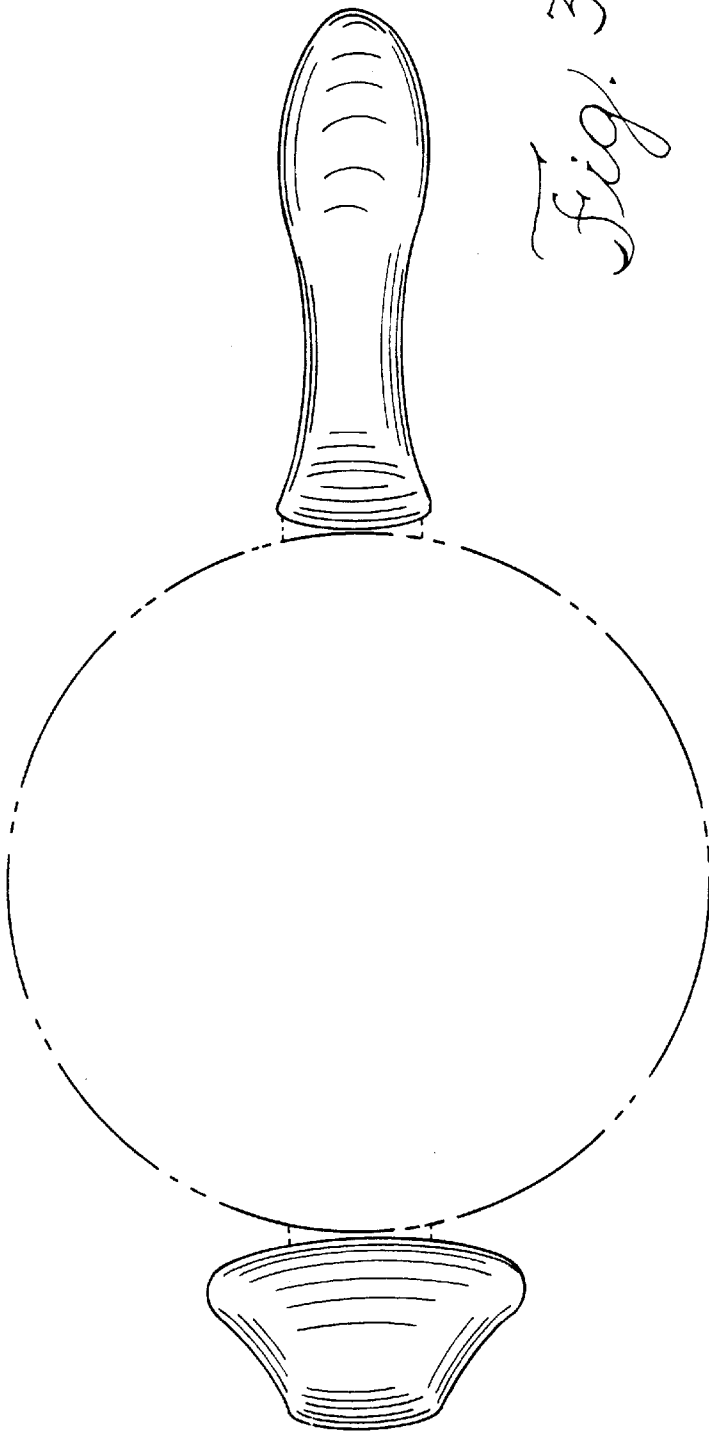


Fig. 3

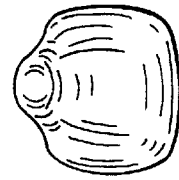


Fig. 5

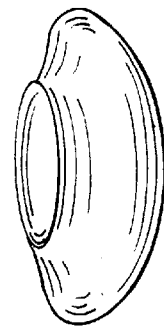


Fig. 4