



US00D416456S

**United States Patent** [19]  
**Pomeroy**

[11] **Patent Number: Des. 416,456**  
[45] **Date of Patent: \*\* Nov. 16, 1999**

[54] **RULER SNIPS**

[76] Inventor: **Steven O. Pomeroy**, 18  
Leatherstocking St., Apt. 2,  
Cooperstown, N.Y. 13326

[\*\*] Term: **14 Years**

[21] Appl. No.: **29/024,940**

[22] Filed: **Jun. 23, 1994**

**Related U.S. Application Data**

[63] Continuation of application No. 29/006,323, Mar. 26, 1993,  
abandoned.

[51] **LOC (6) Cl.** ..... **08-05**

[52] **U.S. Cl.** ..... **D8/52**

[58] **Field of Search** ..... D8/58, 107, 52;  
7/129, 119, 107; 30/91.2, 125, 155, 185;  
140/105, 106

[56] **References Cited**

**U.S. PATENT DOCUMENTS**

124,566 3/1872 Garrick ..... 7/119  
3,587,173 6/1971 Hexdall .

3,589,006 6/1971 Lojczyk .  
3,638,307 2/1972 Stewart .  
3,710,406 1/1973 Stanford ..... 7/107  
4,355,558 10/1982 Hofer .  
4,779,343 10/1988 Hacikyan .

**OTHER PUBLICATIONS**

Brochure distributed by American Inventors Corporation  
approximately during May 1993.

*Primary Examiner*—Freda Nunn

[57] **CLAIM**

The ornamental design for the ruler snips, as shown and  
described.

**DESCRIPTION**

FIG. 1 is a front elevational view of the ruler snips showing  
my new design;  
FIG. 2 is a rear elevational view thereof;  
FIG. 3 is a left side elevational view thereof;  
FIG. 4 is a right side elevational view thereof;  
FIG. 5 is a top plan view thereof; and,  
FIG. 6 is a bottom plan view thereof.

**1 Claim, 3 Drawing Sheets**

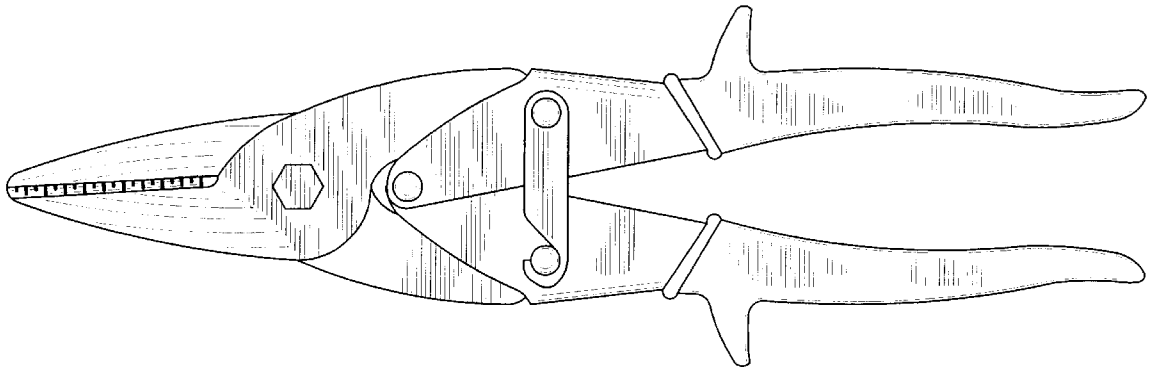


FIG. 1

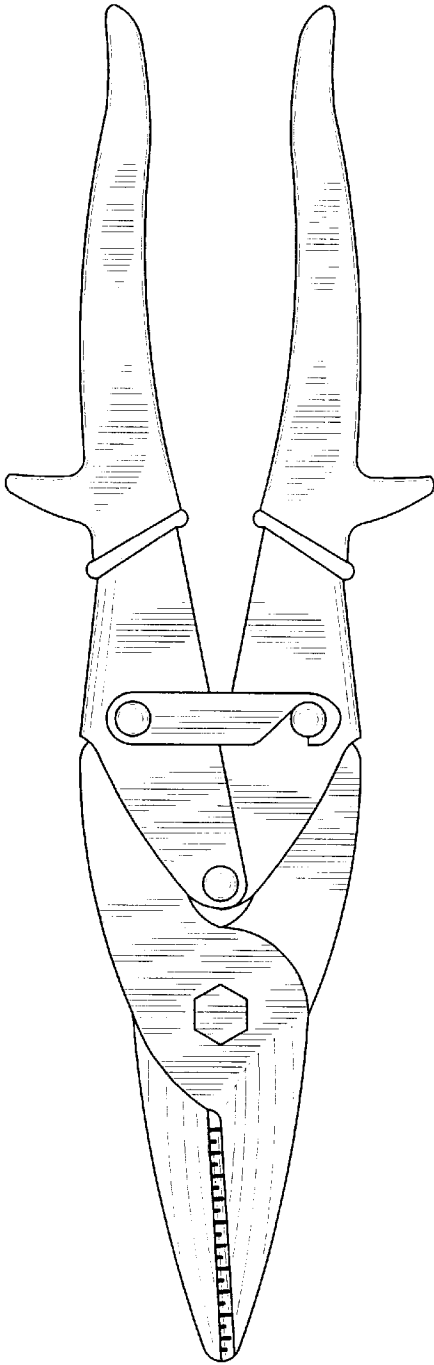
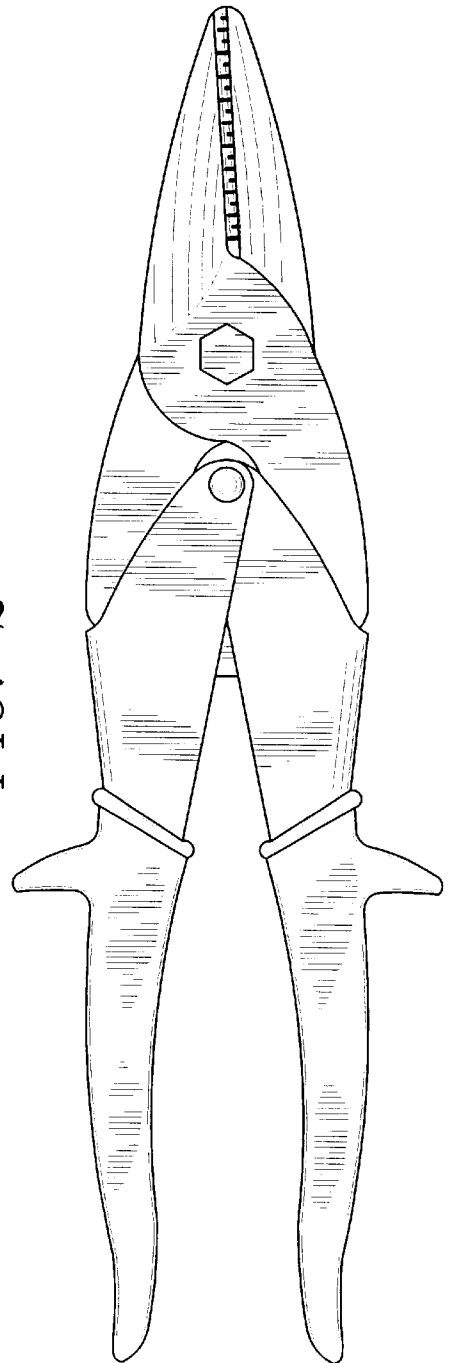
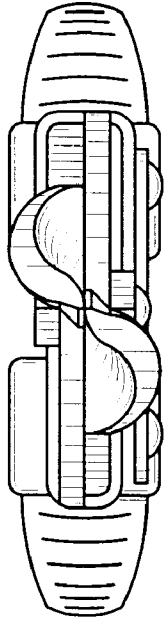


FIG. 2



*FIG. 3*



*FIG. 4*

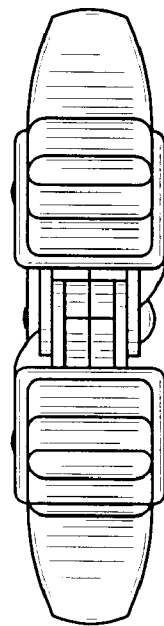


FIG. 5

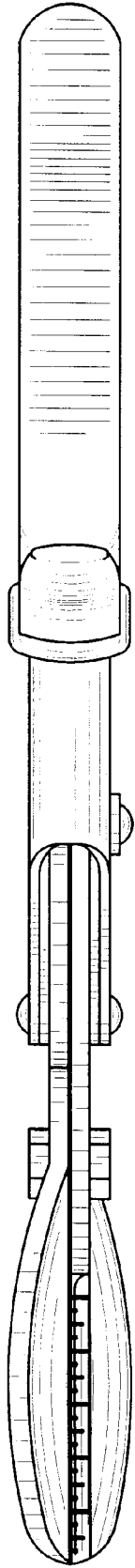


FIG. 6

