



US00D559148S

(12) **United States Design Patent**
Yamagishi

(10) **Patent No.:** **US D559,148 S**

(45) **Date of Patent:** **** Jan. 8, 2008**

(54) **PULL TAB FOR A SLIDE FASTENER SLIDER** JP 615478 1/1984

(75) Inventor: **Koji Yamagishi**, Kurobe (JP)

* cited by examiner

(73) Assignee: **YKK Corporation**, Tokyo (JP)

Primary Examiner—Ralf Seifert

(**) Term: **14 Years**

(74) *Attorney, Agent, or Firm*—Everest Intellectual Property Law Group; Michael S. Leonard

(21) Appl. No.: **29/273,456**

(57) **CLAIM**

(22) Filed: **Mar. 6, 2007**

The ornamental design for a pull tab for a slide fastener slider, as shown and described.

(30) **Foreign Application Priority Data**

Sep. 15, 2006 (JP) 2006-024714

DESCRIPTION

(51) **LOC (8) Cl.** **02-07**

(52) **U.S. Cl.** **D11/221**

(58) **Field of Classification Search** D11/200,
D11/201, 221; 24/415-417, 419, 421, 427-431,
24/381-382, 385, 387, 433; 384/64
See application file for complete search history.

FIG. 1 is a front view of a pull tab of a slide fastener slider of the claimed design, the rear view being identical.

FIG. 2 is a plan view of the pull tab of FIG. 1.

FIG. 3 is a base view of the pull tab of FIG. 1.

FIG. 4 is a right side view of the pull tab of FIG. 1, the left side view being identical.

FIG. 5 is a perspective view of the pull tab of FIG. 1; and, FIG. 6 is a front view of the pull tab shown in a position of use with a slide fastener.

It being understood that the broken line showing of a slide fastener is for illustrative purposes only and forms no part of the claimed design.

(56) **References Cited**

U.S. PATENT DOCUMENTS

- D437,805 S * 2/2001 Yoneoka D11/221
- D446,165 S * 8/2001 Yoneoka D11/221
- D478,839 S * 8/2003 Yoneoka et al. D11/221
- D525,906 S * 8/2006 Gut D11/221

FOREIGN PATENT DOCUMENTS

JP 615477 1/1984

1 Claim, 4 Drawing Sheets

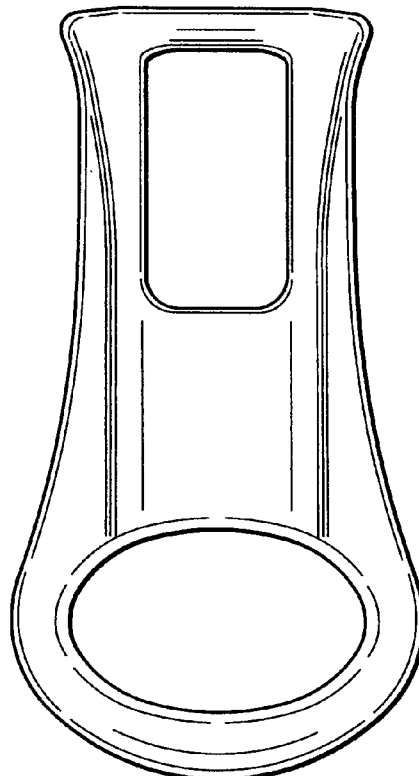


FIG. 1

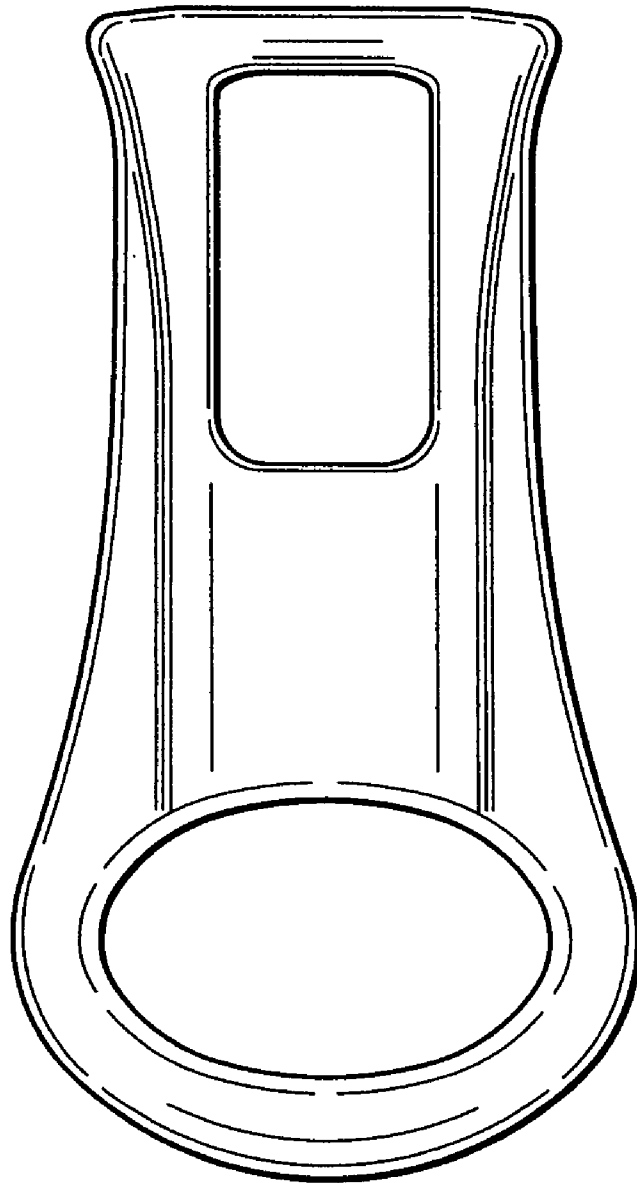


FIG. 2



FIG. 3

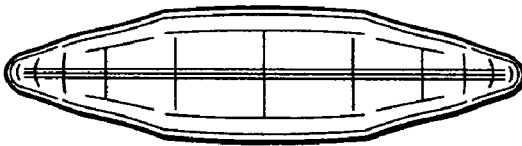


FIG. 4

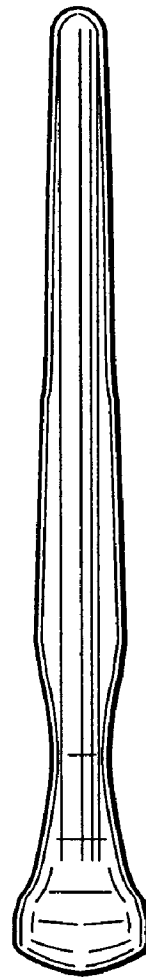
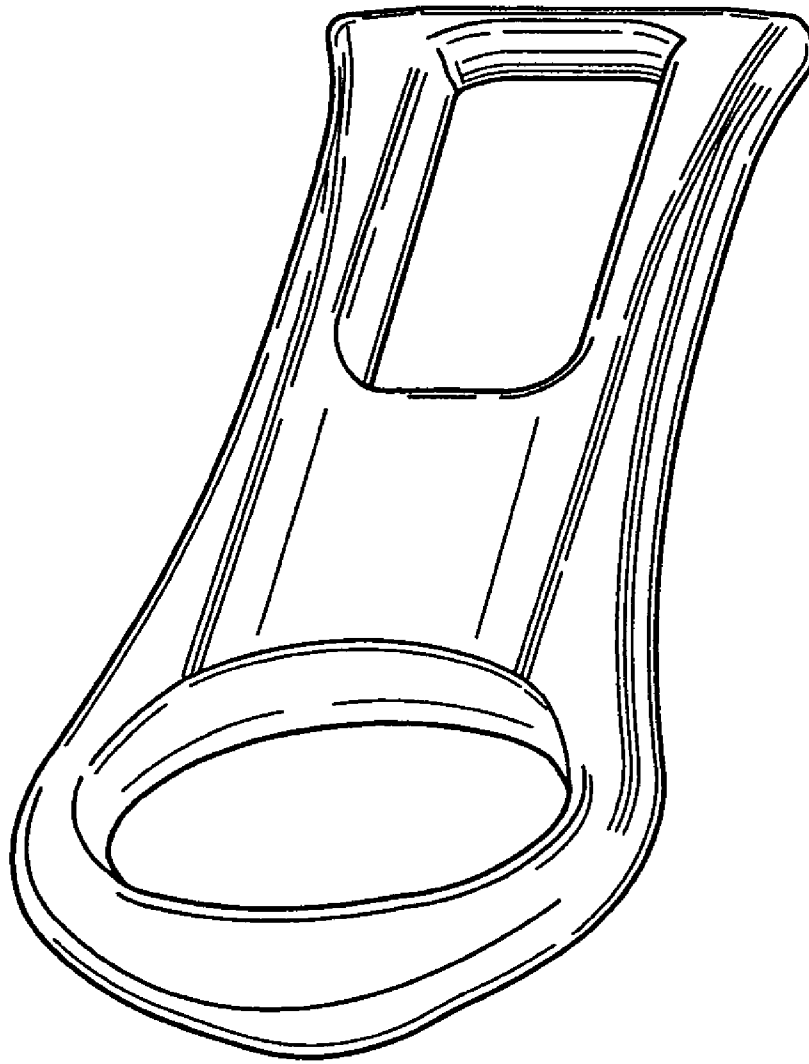


FIG. 5



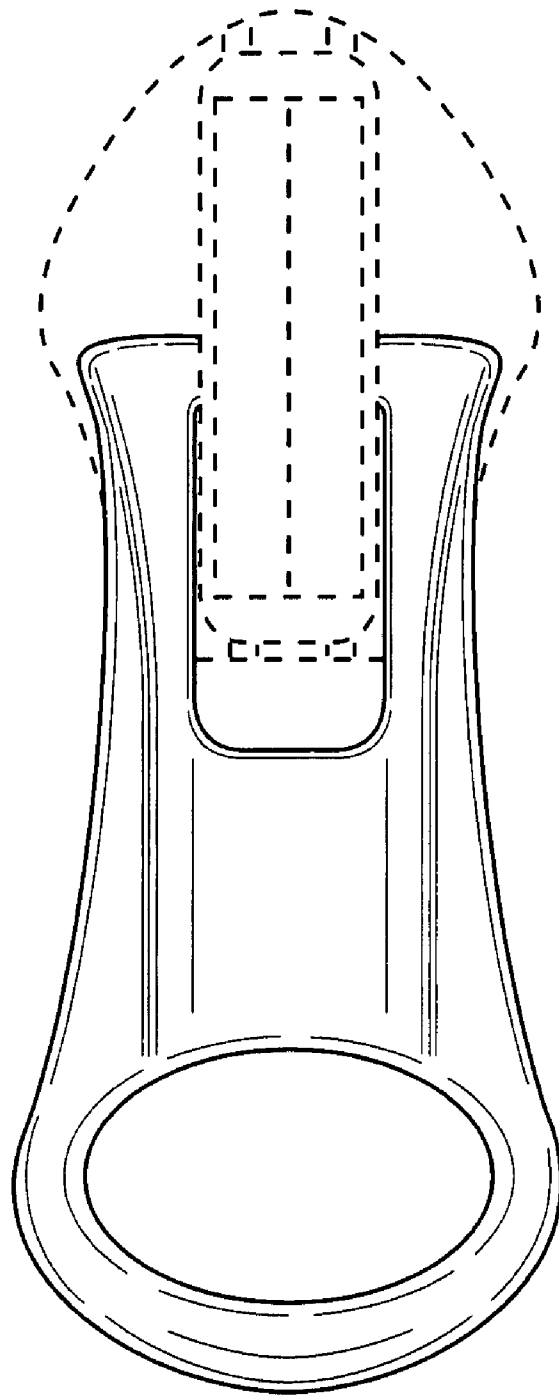


FIG. 6