



US00D770640S

(12) **United States Design Patent** (10) **Patent No.:** **US D770,640 S**  
**O’Callaghan et al.** (45) **Date of Patent:** **\*\* Nov. 1, 2016**

(54) **BUILDING**

(56) **References Cited**

(71) Applicant: **Apple Inc.**, Cupertino, CA (US)  
(72) Inventors: **James O’Callaghan**, Winchester (GB); **Graham Coult**, Milford (GB); **Vladimir Marinov**, London (GB); **Peter Lenk**, Chatham (GB); **Stefan Behling**, London (GB); **David Summerfield**, London (GB); **David Nelson**, London (GB); **James McGrath**, Cupertino, CA (US); **Roger Ridsdill-Smith**, London (GB); **James Bishop**, London (GB); **Rafe Bertram**, London (GB); **Robert Bridger**, Woodside, CA (US); **Jonathan P. Siegel**, San Francisco, CA (US)

U.S. PATENT DOCUMENTS

2,034,028 A 3/1936 Eliot  
D122,150 S 8/1940 Spencer  
3,256,651 A 6/1966 Kallman  
3,514,910 A 6/1970 Comm  
4,055,923 A 11/1977 Biebuyck

(Continued)

*Primary Examiner* — Garth Rademaker  
*Assistant Examiner* — Samantha Q Lawrence  
(74) *Attorney, Agent, or Firm* — Sterne, Kessler, Goldstein & Fox P.L.L.C.

(73) Assignee: **Apple Inc.**, Cupertino, CA (US)

(\*\*) Term: **15 Years**

(21) Appl. No.: **29/552,446**

(22) Filed: **Jan. 22, 2016**

**Related U.S. Application Data**

(63) Continuation of application No. 29/512,491, filed on Dec. 19, 2014, now Pat. No. Des. 750,274, which is a continuation of application No. 29/481,231, filed on Feb. 3, 2014, now Pat. No. Des. 720,082.

(51) **LOC (10) Cl.** ..... **25-03**

(52) **U.S. Cl.**  
USPC ..... **D25/33**

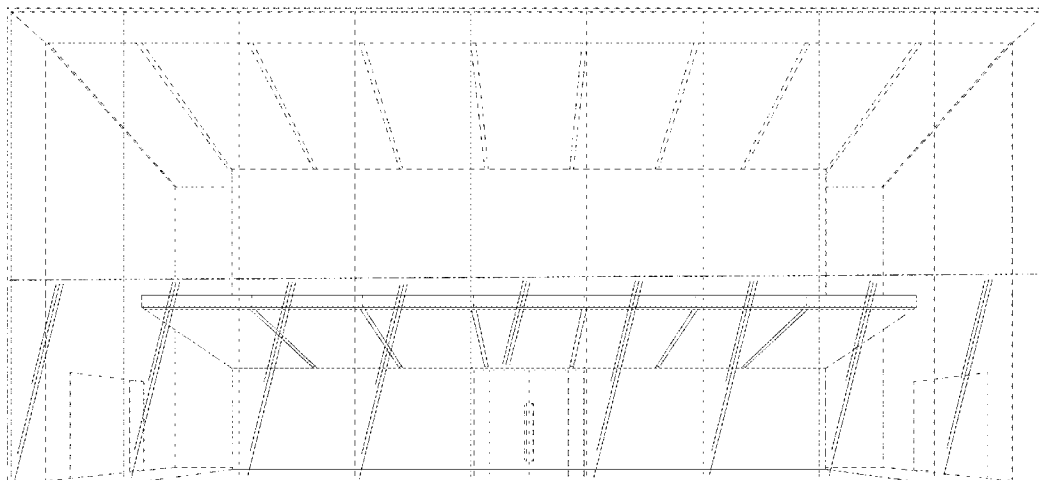
(58) **Field of Classification Search**  
USPC ..... D25/1-35; 52/36.1, 79.1-79.5, 69.6, 52/80.1, 90.2, 90.1, 91.1, 91.2, 91.3, 92.1, 52/92.2, 92.3, 93.1, 93.2

See application file for complete search history.

**DESCRIPTION**

(57) **CLAIM**  
The ornamental design for a building, as shown and described.  
FIG. 1 is a lower front perspective view of a building showing our new design;  
FIG. 2 is an upper front perspective view thereof;  
FIG. 3 is a rear view thereof;  
FIG. 4 is a top view thereof;  
FIG. 5 is a bottom view thereof;  
FIG. 6 is a left side view thereof;  
FIG. 7 is a right side view thereof; and,  
FIG. 8 is a reference view showing the view of FIG. 1 without front glass panels of the building.  
The dashed broken lines in the figures show portions of the building that form no part of the claimed design.  
The oblique shade lines in the figures show transparency and not surface ornamentation.  
The dot-dash broken lines in the figures show boundaries that form no part of the claimed design.

**1 Claim, 8 Drawing Sheets**



(56)

**References Cited**

U.S. PATENT DOCUMENTS

4,918,882	A	4/1990	Funk	D710,028	S	7/2014	Myles
D311,775	S	10/1990	Brown	D710,029	S	7/2014	Myles
D584,829	S	1/2009	Herbots	D712,067	S	8/2014	Backus et al.
D648,864	S	11/2011	Backus et al.	D720,082	S	12/2014	O'Callaghan
D659,853	S	5/2012	Backus et al.	D732,696	S	6/2015	Lund
D674,915	S	1/2013	Svirsky	D739,556	S	9/2015	Yoder
8,689,932	B2	4/2014	Dupont	D750,274	S	2/2016	O'Callaghan ..... D25/33
D707,852	S	6/2014	Maringer	2003/0029101	A1	2/2003	Lyons
				2011/0179722	A1	7/2011	Schulz
				2012/0096777	A1	4/2012	Backus et al.

\* cited by examiner

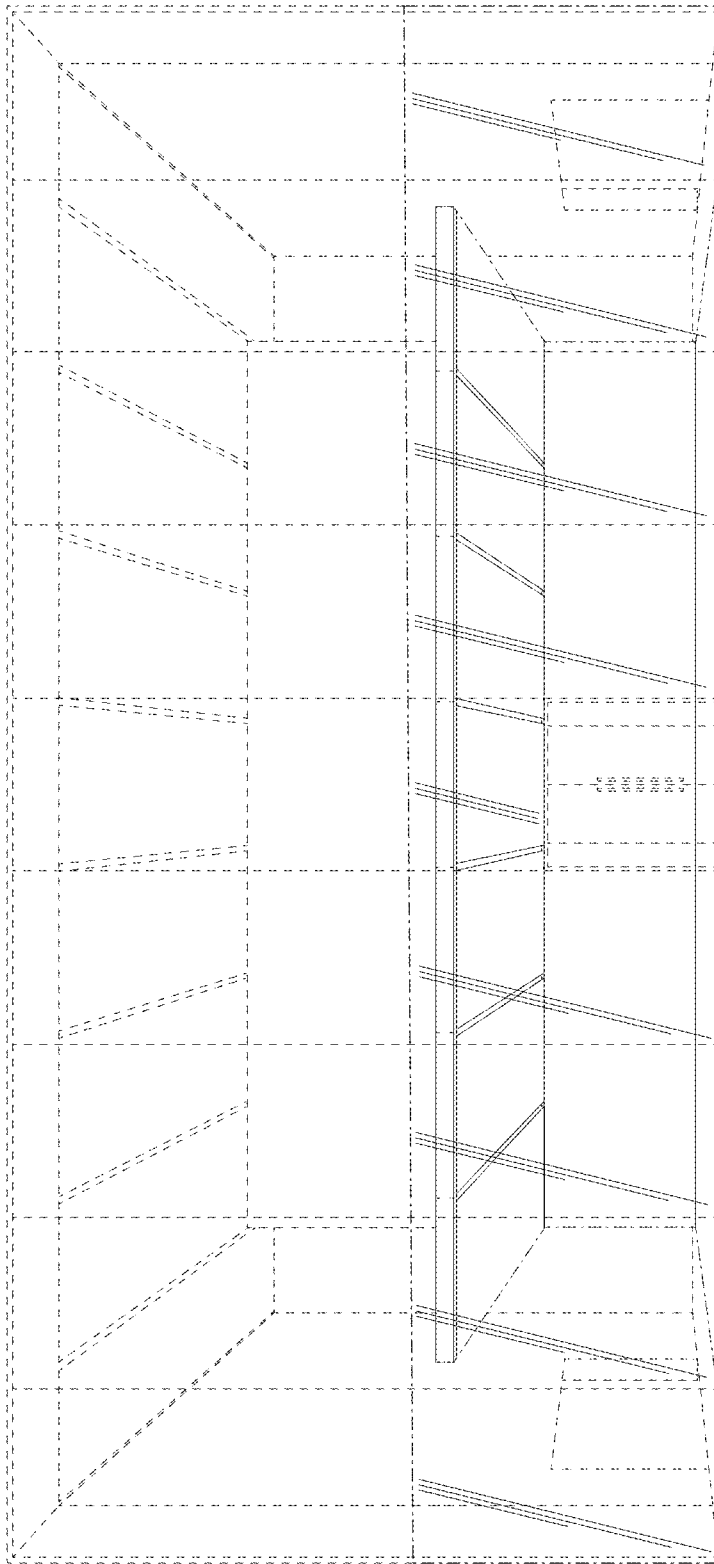


FIG. 1

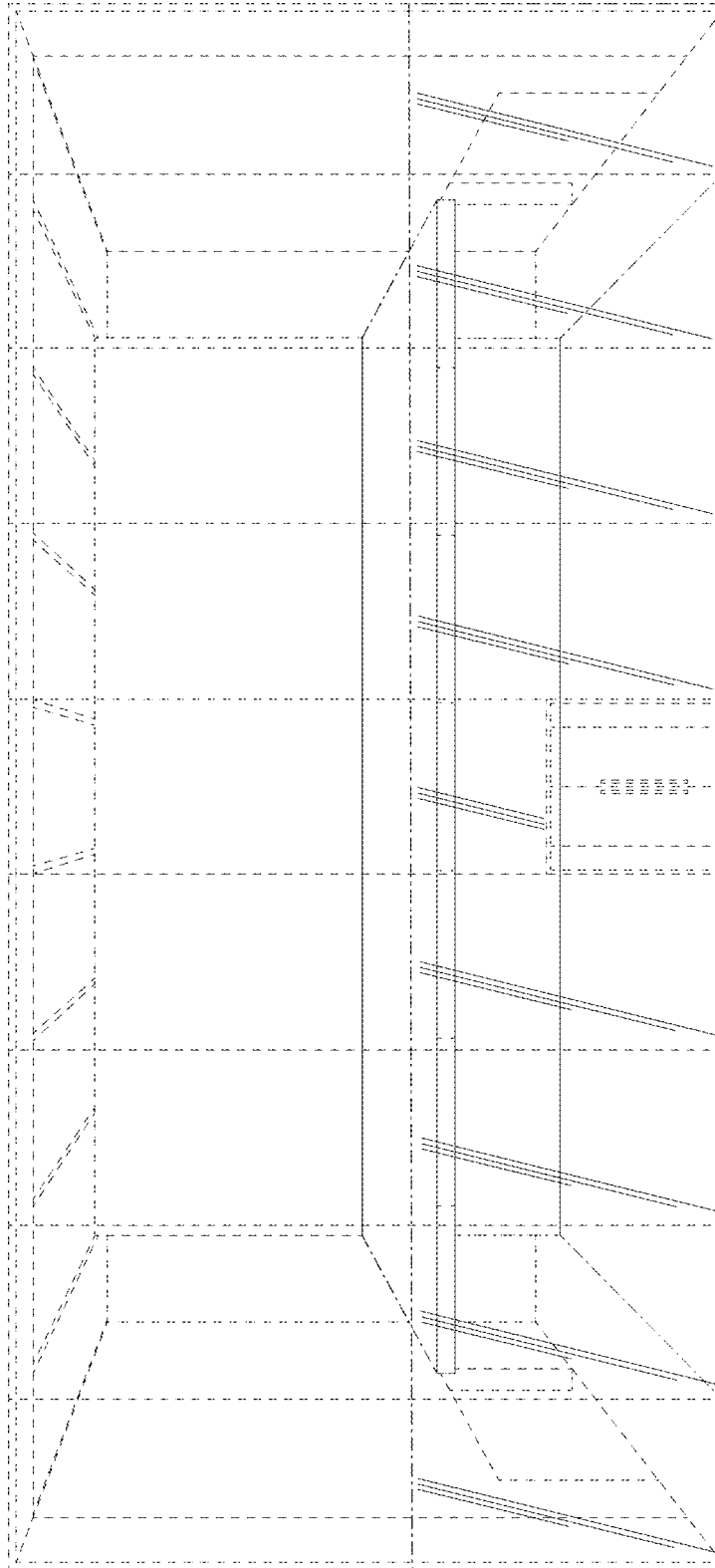




FIG.2



**FIG.3**



**FIG.4**



**FIG. 5**



**FIG. 6**





**FIG.7**

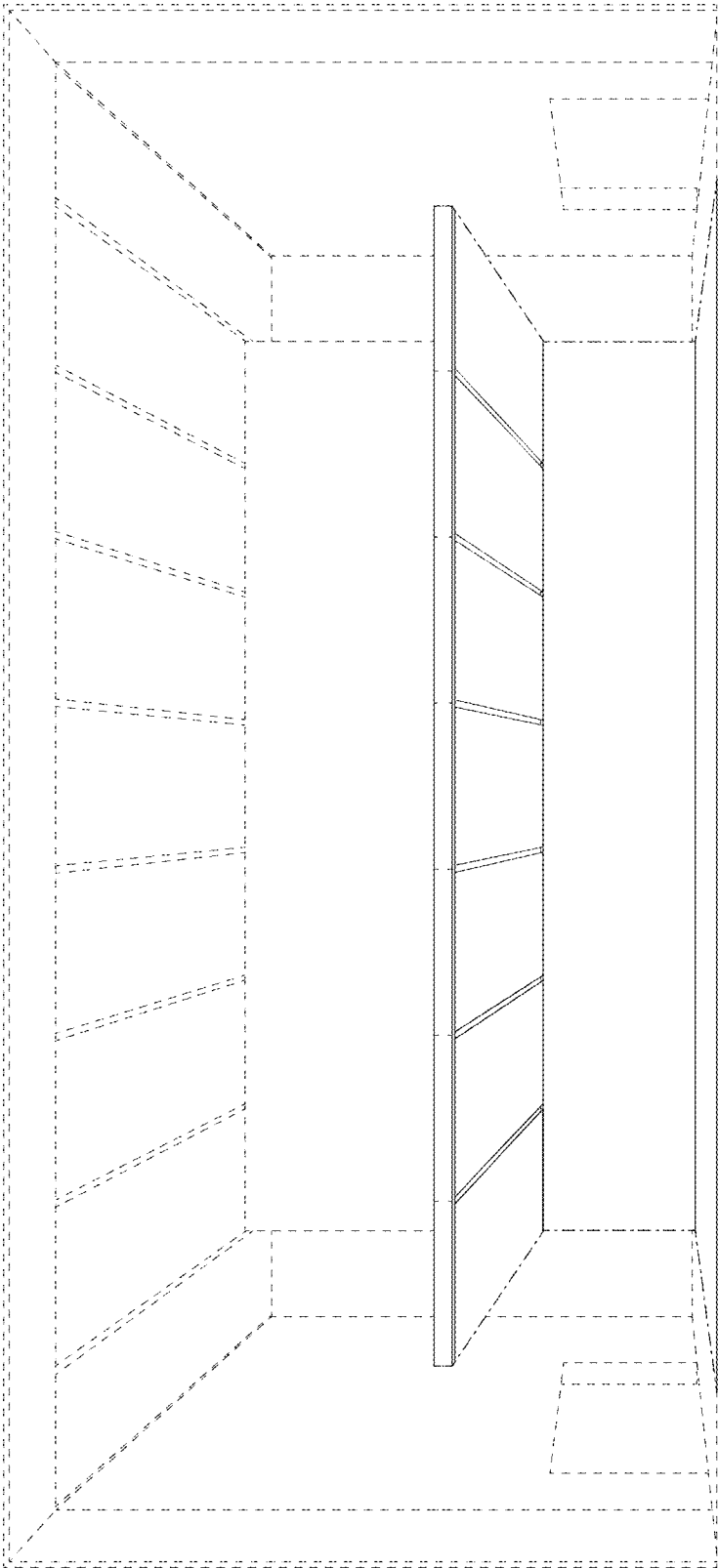


FIG.8