

(12) **United States Design Patent** (10) **Patent No.:** **US D970,063 S**
Escobar (45) **Date of Patent:** **** Nov. 15, 2022**

(54) **TEXTURED FIBER CEMENT CLADDING PANEL**

(71) Applicant: **James Hardie Technology Limited,**
Dublin (IE)

(72) Inventor: **Joseph Escobar,** Fontana, CA (US)

(73) Assignee: **James Hardie Technology Limited,**
Dublin (IE)

(**) Term: **15 Years**

(21) Appl. No.: **29/799,666**

(22) Filed: **Jul. 15, 2021**

(51) **LOC (13) Cl.** **25-01**

(52) **U.S. Cl.**
USPC **D25/163**

(58) **Field of Classification Search**

USPC D25/163
 CPC . E04C 2/32; E04C 2/322; E04C 2/324; E04C
 2/326; E04C 2/04; E04C 2/288; E04C
 2/2885; E04C 2002/008; E04F 13/185;
 E04F 13/087; E04F 13/144; E04F 13/147;
 E04F 13/148; E04F 13/105; E04F 13/14;
 B44C 5/0461; B44C 5/04

See application file for complete search history.

(56) **References Cited**

U.S. PATENT DOCUMENTS

2,670,307 A * 2/1954 Moore B44C 5/04
428/489
 3,608,261 A * 9/1971 French et al. E04F 13/147
52/316
 3,687,800 A * 8/1972 Scheppers E04C 2/041
428/143
 5,136,823 A * 8/1992 Pellegrino E04D 1/2916
52/539
 5,178,941 A * 1/1993 Wu E04C 2/049
428/309.9

D578,669 S * 10/2008 Kaump D25/163
 D679,424 S * 4/2013 Rhee D25/151
 D704,863 S * 5/2014 Yaw D25/163
 D729,417 S * 5/2015 Martin D25/163
 D729,952 S * 5/2015 Narbonne D25/151
 D739,962 S * 9/2015 Zuo D25/163
 D750,811 S * 3/2016 Peters D25/158
 9,469,990 B2 * 10/2016 Dirkson E04C 2/04
 9,677,283 B2 * 6/2017 Attebery, II E04F 13/24
 9,744,644 B2 * 8/2017 Spires B05D 3/12
 9,950,559 B2 * 4/2018 Xiong C09D 7/61
 10,011,988 B2 * 7/2018 Foderberg E04C 2/288

(Continued)

Primary Examiner — Doris Clark

(74) *Attorney, Agent, or Firm* — Knobbe Martens Olson
& Bear, LLP

(57) **CLAIM**

The ornamental design for a textured fiber cement cladding panel, as shown and described.

DESCRIPTION

FIG. 1 is a front perspective view of a textured fiber cement cladding panel embodying my new design;

FIG. 2 is a front view of the textured fiber cement cladding panel of FIG. 1;


FIG. 3 is a left side view of the textured fiber cement cladding panel of FIG. 1, the right side being a mirror image thereof;

FIG. 4 is a top view of the textured fiber cement cladding panel of FIG. 1, the bottom being a mirror image thereof; and,

FIG. 5 is an enlarged front view of the claimed portion of the textured fiber cement cladding panel of FIG. 1.

The back surface of the textured fiber cement cladding panel is not shown because it is flat and free of ornamentation and forms no part of the claimed design. The portions of the textured fiber cement cladding panel outlined in dash-dash broken lines in FIGS. 1-4 form no part of the claimed design in those figures.

1 Claim, 4 Drawing Sheets



(56)

References Cited

U.S. PATENT DOCUMENTS

10,132,086 B2 * 11/2018 Wood E04F 13/08
10,626,599 B2 * 4/2020 Negev E04F 13/144

* cited by examiner




Figure 1




Figure 2

Figure 3




Figure 4



Figure 5