



US00D990187S

(12) **United States Design Patent**
Rose

(10) **Patent No.:** **US D990,187 S**

(45) **Date of Patent:** **** Jun. 27, 2023**

- (54) **SOFA**
- (71) Applicant: **CANE-LINE A/S**, Rynkeby (DK)
- (72) Inventor: **Søren Rose**, Hellerup (DK)
- (73) Assignee: **CANE-LINE A/S**, Rynkeby (DK)
- (**) Term: **15 Years**
- (21) Appl. No.: **29/811,716**

D878,065 S * 3/2020 Ji D6/335
 D897,713 S * 10/2020 White, III D6/369
 D898,396 S * 10/2020 Massaud D6/369
 D938,214 S * 12/2021 Citterio D6/717.2

- (22) Filed: **Oct. 15, 2021**
- (51) **LOC (14) Cl.** **06-01**
- (52) **U.S. Cl.** **D6/369**
- (58) **Field of Classification Search**
- USPC D6/334, 335, 349, 352, 355, 363, 369,
D6/374-376, 378, 379-389, 601, 711,
D6/716, 716.3
- CPC A47C 5/00; A47C 3/00; A47C 7/22; A47C
4/28; A47C 5/02; A47C 7/282; A47C
7/00; A47C 7/18
- See application file for complete search history.

OTHER PUBLICATIONS

Basket 2-Seater Sofa by Soren Rose Studio, first available: Unknown. Cane-line.us [online], [site visited Mar. 17, 2023], Internet URL: https://cane-line.us/products/basket-2-seater-sofa/?utm_source=lens.google.com&utm_medium=organic (Year: 2023).*

* cited by examiner

Primary Examiner — Mary Ann Calabrese
Assistant Examiner — Hillary Catherine Shepard
(74) *Attorney, Agent, or Firm* — Birch, Stewart, Kolasch & Birch, LLP

(56) **References Cited**

U.S. PATENT DOCUMENTS

D422,156 S *	4/2000	Black	D6/381
D650,605 S *	12/2011	Haimoff	D6/369
D661,917 S *	6/2012	Citterio	D6/369
D663,967 S *	7/2012	Lenney	D6/369
D798,618 S *	10/2017	Goodrum	D6/381
D842,619 S *	3/2019	Ji	D6/369
D843,748 S *	3/2019	Aubry	D6/369
D872,493 S *	1/2020	Scallions	D6/369
D874,843 S *	2/2020	Bruggeman	D6/369

(57) **CLAIM**
The ornamental design for a sofa, as shown and described.

DESCRIPTION

FIG. 1 is a front, right side perspective view of a sofa showing my new design;
FIG. 2 is a front, left side perspective view thereof;
FIG. 3 is a front perspective view thereof;
FIG. 4 is a front elevational view thereof;
FIG. 5 is a top plan view thereof;
FIG. 6 is a rear elevational view thereof;
FIG. 7 is a right side elevational view thereof;
FIG. 8 is a right side perspective view thereof;
FIG. 9 is a left side perspective view thereof; and,
FIG. 10 is a left side elevational view thereof.

1 Claim, 10 Drawing Sheets



FIG. 1



FIG. 2



FIG. 3




FIG. 4




FIG. 5




FIG. 6




FIG. 7




FIG. 8



FIG. 9



FIG. 10

