



US00D636509S

(12) **United States Design Patent**  
**Killion et al.**

(10) **Patent No.:** **US D636,509 S**

(45) **Date of Patent:** **\*\* Apr. 19, 2011**

(54) **FLASH LIGHT**

(76) Inventors: **Thomas Killion**, Indianapolis, IN (US);  
**John Pell**, Danville, IN (US)

(\*\*) Term: **14 Years**

(21) Appl. No.: **29/370,466**

(22) Filed: **Jul. 21, 2010**

(51) **LOC (9) Cl.** ..... **26-02**

(52) **U.S. Cl.** ..... **D26/46**

(58) **Field of Classification Search** ..... D26/37,  
D26/38, 40, 46, 49, 50; 362/157, 158, 183,  
362/184, 189, 194-197, 200-208, 253, 800

See application file for complete search history.

(56) **References Cited**

**U.S. PATENT DOCUMENTS**

2,584,569	A	2/1952	Frentzel	
2,870,741	A	1/1959	Kersten	
2,978,723	A	4/1961	Hopkins	
4,168,129	A	9/1979	Herrnring	
4,176,979	A	12/1979	Saida	
4,381,158	A	4/1983	Garganese	
7,101,102	B2	9/2006	Sawa	
D542,952	S *	5/2007	Bhavnani	D26/37
7,226,229	B1	6/2007	Register	
D580,078	S *	11/2008	Lee	D26/37
D602,186	S *	10/2009	Lee	D26/37
D615,676	S *	5/2010	Lee	D26/37
D627,497	S *	11/2010	Jiang	D26/37
2005/0231941	A1 *	10/2005	Huang	362/208
2006/0171762	A1	8/2006	Mayne	
2008/0095568	A1	4/2008	Hsien	

2008/0101847	A1	5/2008	Lapstun et al.	
2010/0110670	A1 *	5/2010	Werth et al.	362/157
2010/0157581	A1 *	6/2010	Galli	362/158

**OTHER PUBLICATIONS**

Flashlights.com screen print of Oct. 15, 2007, (from <http://web.archive.org/web/20071015150552/http://flashlights.com/main.html>).

\* cited by examiner

*Primary Examiner* — Charles A Rademaker

*Assistant Examiner* — Carissa C Fitts

(74) *Attorney, Agent, or Firm* — E. Victor Indiano; Indiano Law Group

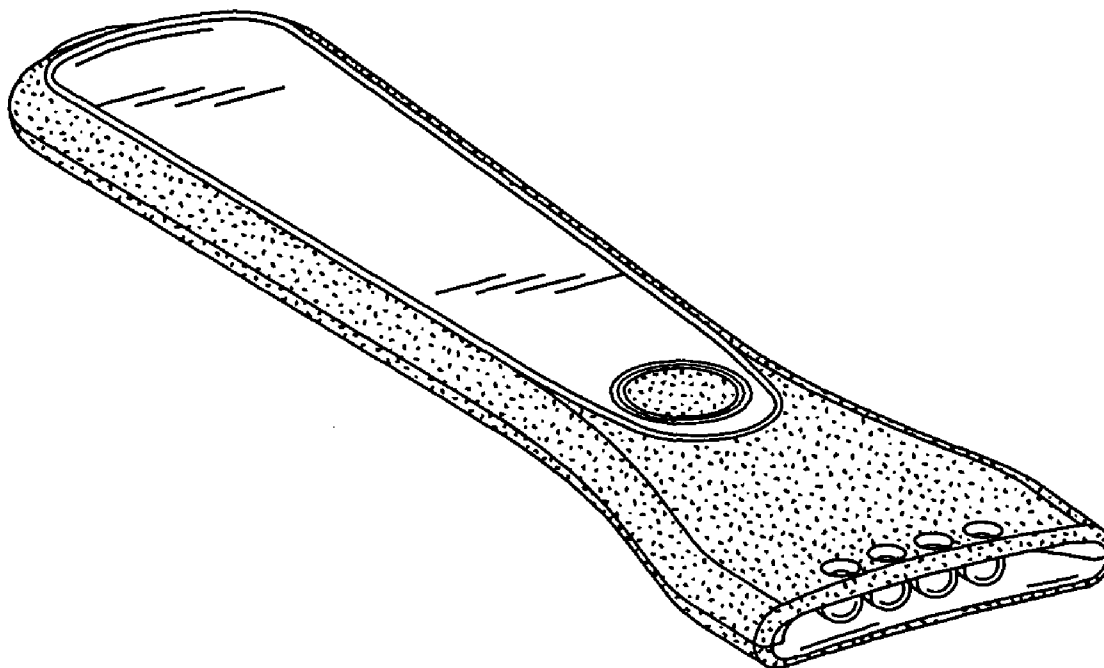
(57) **CLAIM**

The ornamental design for a flash light, as shown and described.

**DESCRIPTION**

FIG. 1 is a perspective view of a flash light showing our new design and featuring the top, front and right sides thereof; FIG. 2 is a perspective view of the flash light of FIG. 1, and featuring the bottom, left, rear and sides thereof; FIG. 3 is an disassembled perspective view of the flash light of FIG. 1, and featuring the top, front and right sides thereof; FIG. 4 is a top view thereof; FIG. 5 is a front view thereof; FIG. 6 is a rear view thereof; FIG. 7 is a bottom view thereof; FIG. 8 is a right side view thereof; and, FIG. 9 is a left side view thereof.

**1 Claim, 4 Drawing Sheets**



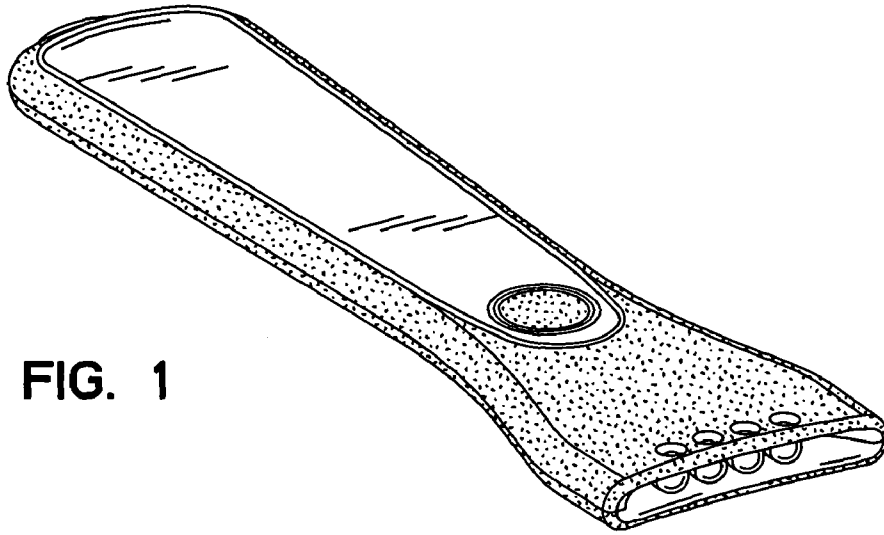


FIG. 1

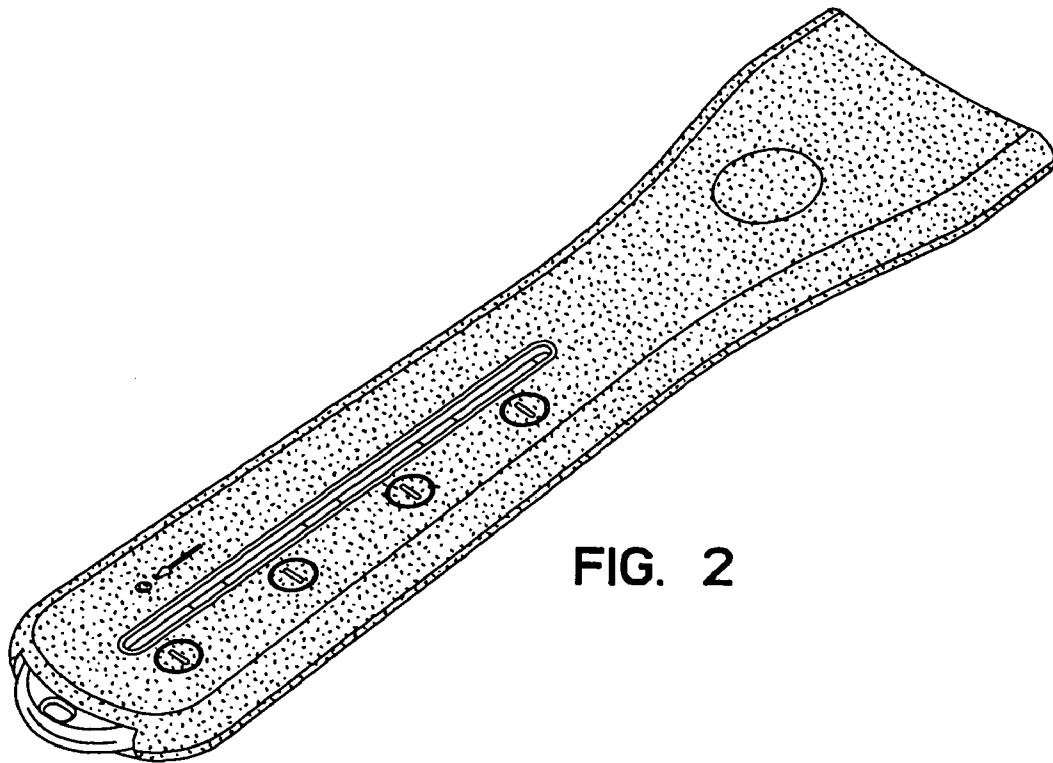


FIG. 2

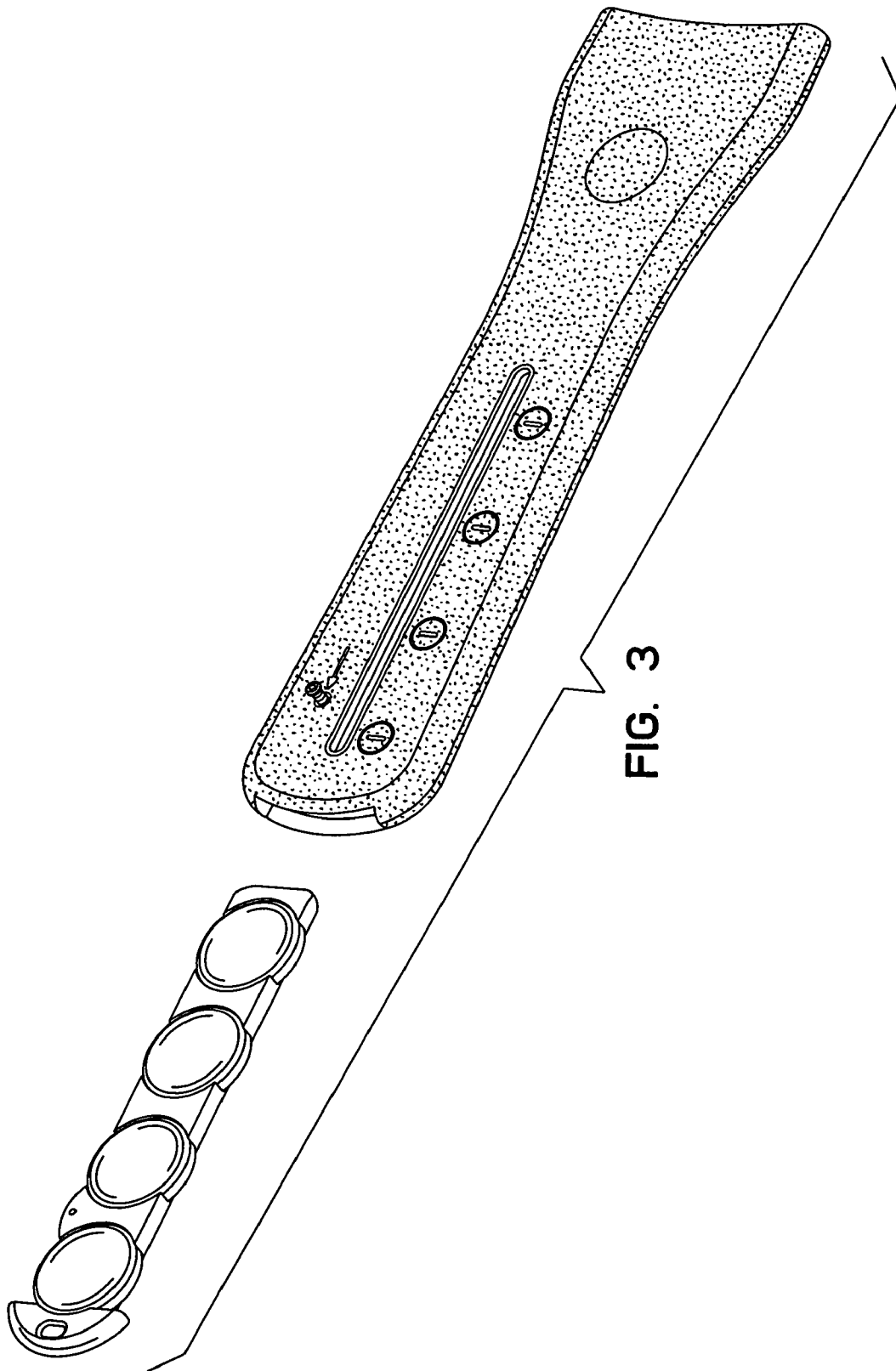


FIG. 3

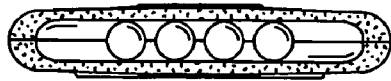


FIG. 5

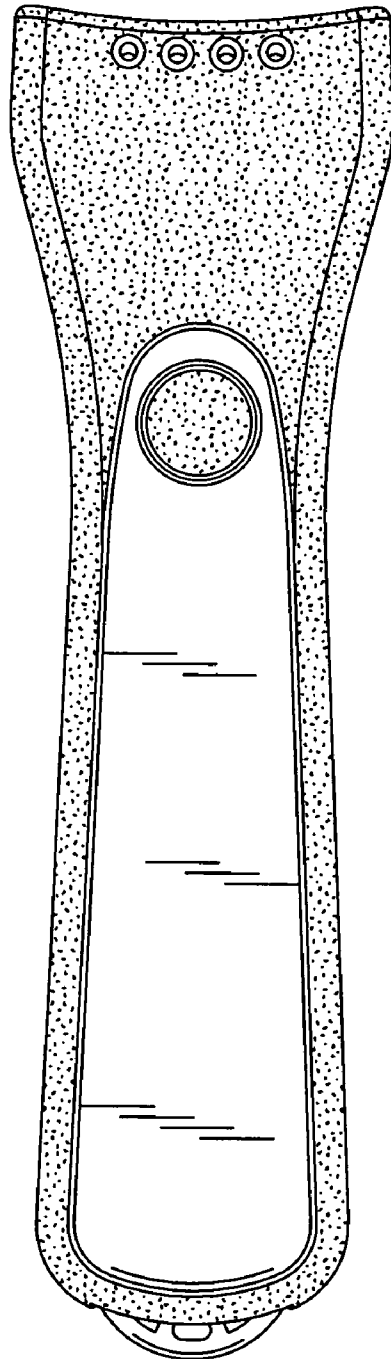


FIG. 4



FIG. 6




FIG. 8

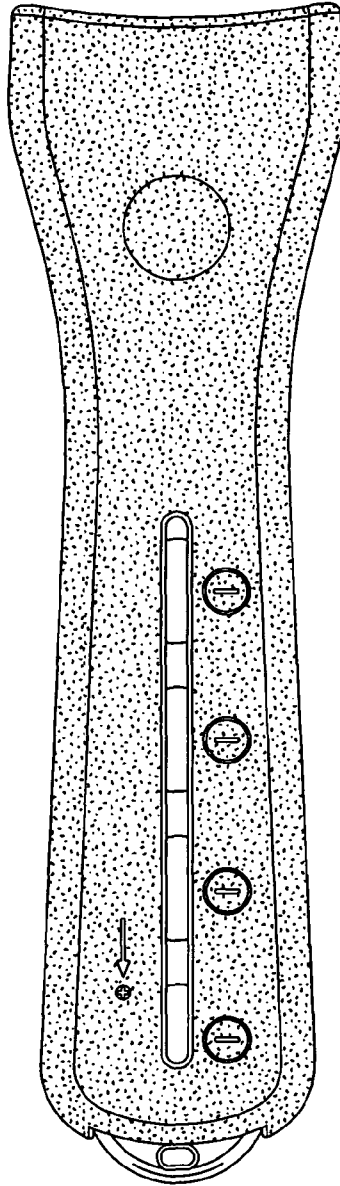


FIG. 7

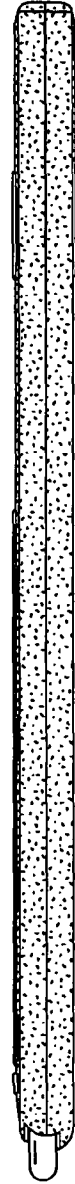


FIG. 9