



US00D857380S

(12) **United States Design Patent**
Dumas

(10) **Patent No.:** **US D857,380 S**

(45) **Date of Patent:** **** Aug. 27, 2019**

(54) **BAG**

(71) Applicant: **HERMES SELLIER (SOCIÉTÉ PAR
ACTIONS SIMPLIFIÉE)**, Paris (FR)

(72) Inventor: **Pierre-Alexis Dumas**, Paris (FR)

(**) Term: **15 Years**

(21) Appl. No.: **35/504,407**

(22) Filed: **Jan. 19, 2018**

(80) **Hague Agreement Data**

Int. Filing Date: **Jan. 19, 2018**

Int. Reg. No.: **DM/099414**

Int. Reg. Date: **Jan. 19, 2018**

Int. Reg. Pub. Date: **Feb. 9, 2018**

(51) **LOC (12) Cl.** **03-01**

(52) **U.S. Cl.**
USPC **D3/232**

(58) **Field of Classification Search**

USPC D3/201, 217, 232-233, 240-243,
D3/245-247, 249-253, 318, 321, 322

CPC A45C 1/024; A45C 3/06
See application file for complete search history.

(56) **References Cited**

U.S. PATENT DOCUMENTS

D582,151 S * 12/2008 Gonzalez D3/232
D591,042 S * 4/2009 Stulman D3/245

D621,609 S * 8/2010 Hasty D3/232
D787,179 S * 5/2017 Dumas D3/243
D810,426 S * 2/2018 Hulme D3/232
D830,053 S * 10/2018 Dumas D3/217

* cited by examiner

Primary Examiner — Holly E Thurman

(57) **CLAIM**

The ornamental design for a bag, as shown and described.

DESCRIPTION

1. Bag
FIG. 1.1 is a perspective view of a bag of the claimed design;
FIG. 1.2 is a front elevational view of the bag shown in FIG.
1.1;
FIG. 1.3 is a back elevational view of the bag shown in FIG.
1.1;
FIG. 1.4 is a right elevational view of the bag shown in FIG.
1.1;
FIG. 1.5 is a left elevational view of the bag shown in FIG.
1.1;
FIG. 1.6 is a top plan view of the bag shown in FIG. 1.1; and
FIG. 1.7 is a bottom plan view of the bag shown in FIG. 1.1.
The claimed design is shown in the figures by solid lines as
well as by broken lines that represent stitching.

1 Claim, 7 Drawing Sheets



1.1




1.2




1.3




1.4



1.5



1.6



1.7

