



US00D835441S

(12) **United States Design Patent**  
**Procter**

(10) **Patent No.:** **US D835,441 S**

(45) **Date of Patent:** **\*\* Dec. 11, 2018**

(54) **CURVED PULPIT**

(71) Applicant: **Proctson Pty Ltd**, Sydney (AU)

(72) Inventor: **Stephen Procter**, Sydney (AU)

(73) Assignee: **Proctson Pty Ltd** (AU)

(\*\*) Term: **15 Years**

(21) Appl. No.: **29/569,089**

(22) Filed: **Jun. 23, 2016**

(51) **LOC (11) Cl.** ..... **06-06**

(52) **U.S. Cl.**  
USPC ..... **D6/700**

(58) **Field of Classification Search**  
USPC ..... D6/700, 701, 708, 708.23, 366;  
248/27.3, 441.1, 346.01, 346.03, 445,  
248/188.7  
CPC ..... A47B 19/00; A47B 19/002; A47B 19/02;  
A47B 19/10; A47B 91/005  
See application file for complete search history.

(56) **References Cited**

**U.S. PATENT DOCUMENTS**

D239,899 S \* 5/1976 Malcolm ..... D6/701  
D377,276 S \* 1/1997 Hirsch ..... D6/700

D535,109 S \* 1/2007 Palmer ..... D6/312  
D671,545 S \* 11/2012 Guran ..... D14/447  
D782,232 S \* 3/2017 Procter ..... D6/700  
D794,362 S \* 8/2017 Procter ..... D6/700  
D799,869 S \* 10/2017 Yoo ..... D6/700  
D815,476 S \* 4/2018 Procter ..... D6/700

\* cited by examiner

*Primary Examiner* — R. Johnson

(74) *Attorney, Agent, or Firm* — Booth Udall Fuller, PLC

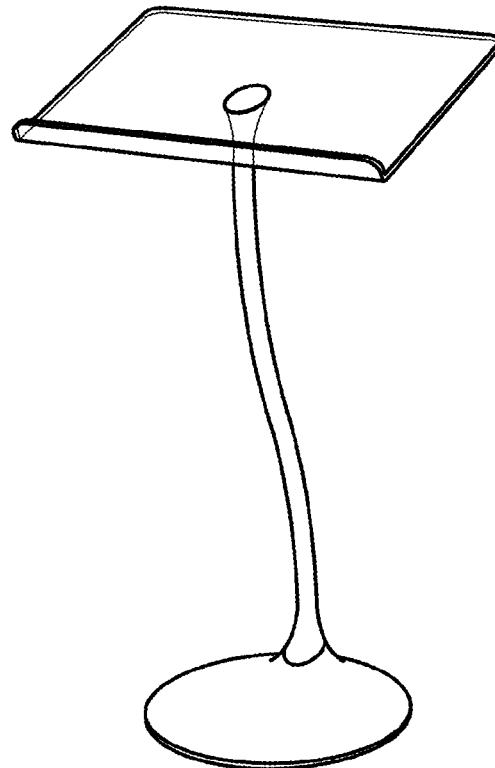
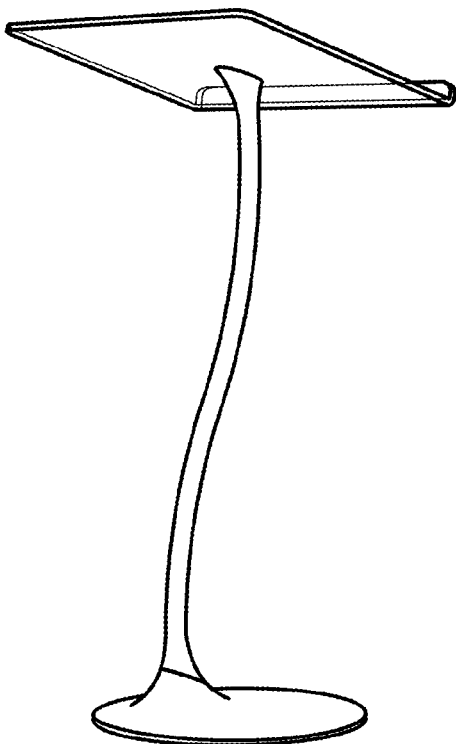
(57) **CLAIM**

The ornamental design for a curved pulpit, as shown and described.

**DESCRIPTION**

FIG. 1 is a top view of a curved pulpit;  
FIG. 2 is left side view thereof;  
FIG. 3 is a front view thereof;  
FIG. 4 is a right side view thereof;  
FIG. 5 is a rear view thereof;  
FIG. 6 is a bottom view thereof;  
FIG. 7 is a rear perspective view thereof; and,  
FIG. 8 is a front perspective view thereof.

**1 Claim, 2 Drawing Sheets**



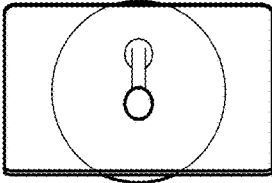


FIGURE 1

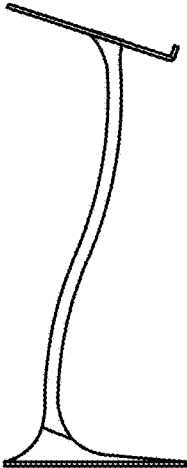


FIGURE 2

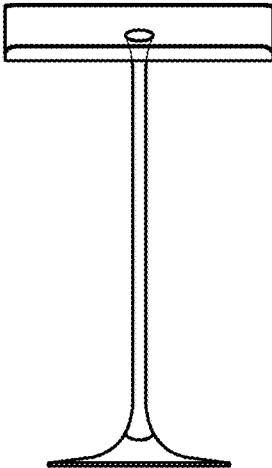


FIGURE 3

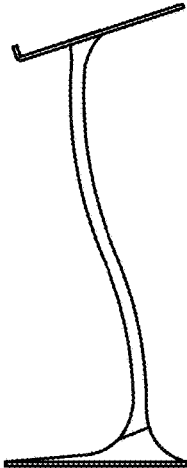


FIGURE 4

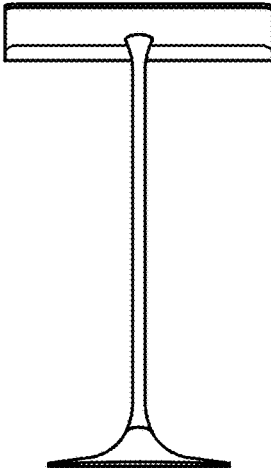


FIGURE 5

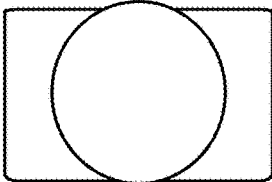


FIGURE 6

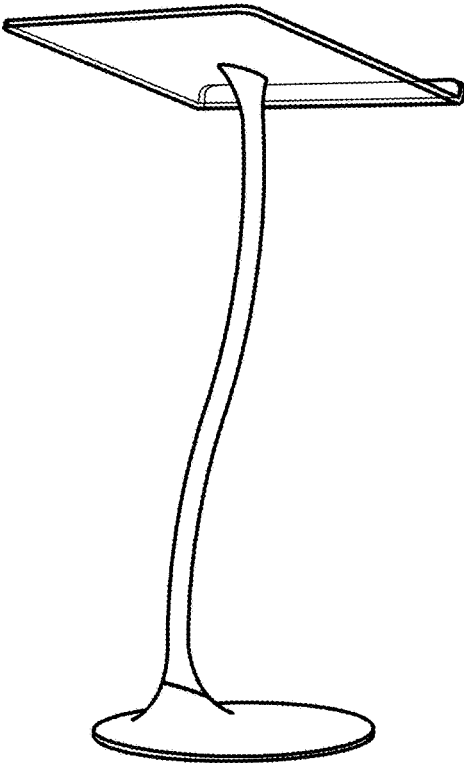


FIGURE 7

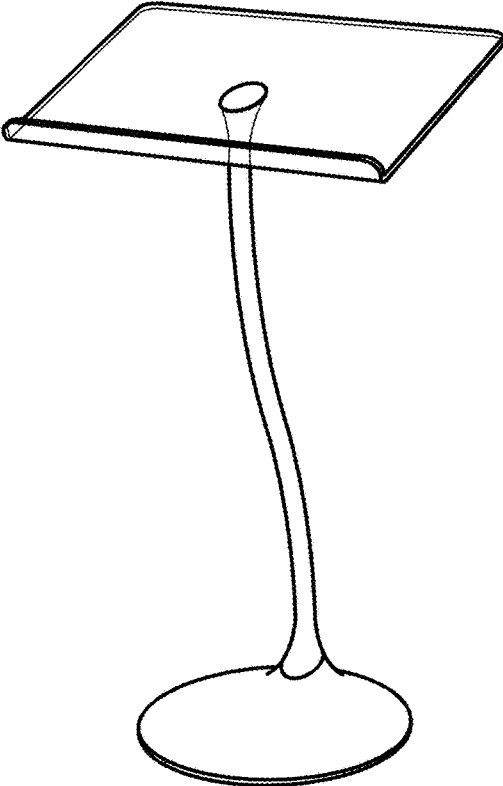


FIGURE 8