



(86) Date de dépôt PCT/PCT Filing Date: 2004/10/20
(87) Date publication PCT/PCT Publication Date: 2005/05/06
(85) Entrée phase nationale/National Entry: 2006/04/04
(86) N° demande PCT/PCT Application No.: EP 2004/052591
(87) N° publication PCT/PCT Publication No.: 2005/040384
(30) Priorité/Priority: 2003/10/21 (EP03103890.4)

(51) Cl.Int./Int.Cl. *C12N 15/63* (2006.01)
(71) Demandeur/Applicant:
APPLIED RESEARCH SYSTEMS ARS HOLDING N.V.,
NL
(72) Inventeurs/Inventors:
CHATELLARD, PHILIPPE, CH;
IMHOF, MARKUS, CH
(74) Agent: KIRBY EADES GALE BAKER

(54) Titre : SEQUENCE D'ADN MINIME ISOLANT LA CHROMATINE ET SON UTILISATION DANS L'EXPRESSION DE
PROTEINE
(54) Title: MINIMAL DNA SEQUENCE ACTING AS A CHROMATIN INSULATOR AND ITS USE IN PROTEIN
EXPRESSION

(57) **Abrégé/Abstract:**

The invention relates to expression vectors comprising a DNA sequence of 146 bp capable of acting as chromatin insulator, to host cells containing such vectors, to a method of producing a desired polypeptide by using vectors containing said sequence and to the use of said DNA sequence.



(12) INTERNATIONAL APPLICATION PUBLISHED UNDER THE PATENT COOPERATION TREATY (PCT)

(19) World Intellectual Property
Organization
International Bureau



(43) International Publication Date
6 May 2005 (06.05.2005)

PCT

(10) International Publication Number
WO 2005/040384 A1

(51) International Patent Classification⁷: **C12N 15/63**

(21) International Application Number:
PCT/EP2004/052591

(22) International Filing Date: 20 October 2004 (20.10.2004)

(25) Filing Language: English

(26) Publication Language: English

(30) Priority Data:
03103890.4 21 October 2003 (21.10.2003) EP

(71) Applicant (for all designated States except US): **APPLIED RESEARCH SYSTEMS ARS HOLDING N.V.** [NL/NL]; Pietermaai 15, Curacao (AN).

(72) Inventors; and

(75) Inventors/Applicants (for US only): **CHATELLARD, Philippe** [FR/CH]; Avenue du Léman 62, CH-1005 Lausanne (CH). **IMHOF, Markus** [CH/CH]; Chemin du Champ Pâquis 27, CH-1071 Chexbres (CH).

(74) Agent: **RETZLER, Charlotte**; Serono International S.A., Intellectual Property, 12, Chemin des Aulx, CH-1228 Planles-Ouates (CH).

(81) Designated States (unless otherwise indicated, for every kind of national protection available): AE, AG, AL, AM, AT, AU, AZ, BA, BB, BG, BR, BW, BY, BZ, CA, CH, CN, CO, CR, CU, CZ, DE, DK, DM, DZ, EC, EE, EG, ES, FI,

GB, GD, GE, GH, GM, HR, HU, ID, IL, IN, IS, JP, KE, KG, KP, KR, KZ, LC, LK, LR, LS, LT, LU, LV, MA, MD, MG, MK, MN, MW, MX, MZ, NA, NI, NO, NZ, OM, PG, PH, PL, PT, RO, RU, SC, SD, SE, SG, SK, SL, SY, TJ, TM, TN, TR, TT, TZ, UA, UG, US, UZ, VC, VN, YU, ZA, ZM, ZW.

(84) Designated States (unless otherwise indicated, for every kind of regional protection available): ARIPO (BW, GH, GM, KE, LS, MW, MZ, NA, SD, SL, SZ, TZ, UG, ZM, ZW), Eurasian (AM, AZ, BY, KG, KZ, MD, RU, TJ, TM), European (AT, BE, BG, CH, CY, CZ, DE, DK, EE, ES, FI, FR, GB, GR, HU, IE, IT, LU, MC, NL, PL, PT, RO, SE, SI, SK, TR), OAPI (BF, BJ, CF, CG, CI, CM, GA, GN, GQ, GW, ML, MR, NE, SN, TD, TG).

Declarations under Rule 4.17:

- as to applicant's entitlement to apply for and be granted a patent (Rule 4.17(ii)) for all designations
- of inventorship (Rule 4.17(iv)) for US only

Published:

- with international search report
- before the expiration of the time limit for amending the claims and to be republished in the event of receipt of amendments
- with sequence listing part of description published separately in electronic form and available upon request from the International Bureau

For two-letter codes and other abbreviations, refer to the "Guidance Notes on Codes and Abbreviations" appearing at the beginning of each regular issue of the PCT Gazette.

(54) Title: MINIMAL DNA SEQUENCE ACTING AS A CHROMATIN INSULATOR AND ITS USE IN PROTEIN EXPRESSION

(57) Abstract: The invention relates to expression vectors comprising a DNA sequence of 146 bp capable of acting as chromatin insulator, to host cells containing such vectors, to a method of producing a desired polypeptide by using vectors containing said sequence and to the use of said DNA sequence.

WO 2005/040384 A1

MINIMAL DNA SEQUENCE ACTING AS A CHROMATIN INSULATOR AND ITS USE IN PROTEIN EXPRESSION

Field of the invention

The invention relates to expression vectors comprising a DNA sequence of 146 bp
5 capable of acting as chromatin insulator, to host cells containing such vectors, to a method of producing a desired polypeptide by using vectors containing said sequence and to the use of said DNA sequence.

Background of the invention

Introduction of genes into mammalian cells by transfection leads to their stable
10 integration into the genome of host cells. Usually, this integration event is rare (<0.01%) and occurs in a random way regarding the locus of integration. Expression of the integrated transgene depends on the local environment. This means that nearby enhancers or silencers may affect the expression, and genes may become
15 inactivated by spreading heterochromatin (chromatin position effect, CPE, also called silencing).

During the past years, studies begun in *Drosophila* and now extended to vertebrates, have identified DNA sequence elements called insulators that appear to function as "barrier", by preventing CPE, and/or as "enhancer blocking" having the capacity to
20 shield a promoter from the action of a distal enhancer without preventing the enhancer from working on a proximal promoter. Thus, insulators are DNA sequence elements that protect transcribed regions from distant unrelated regulatory sequences.

The first DNA sequences described as having the properties of an insulator were scs (specialized chromosome structures) elements of *Drosophila*. Chung and Felsenfeld
25 described an element, 5'HS4 (Dnase I-hypersensitive Site), acting as an insulator contained within a 1.2 kb DNA fragment derived from the 5' end of the chicken B-globin locus (Chung et al., 1993, US 5610053). Much of the activity of the insulator was shown to be contained in a 250 bp fragment, the "core" region, that is included in the 5'HS4 sequence (Chung et al., 1997). The DNA of the core region was further
30 dissected into five footprinted regions (FI-FV) and was shown to be GC-rich with the properties of a "CpG island", but did not appear to function as a promoter. Experiments showed that only one region, FII, was necessary for the enhancer

blocking property and the purification of its binding proteins revealed that binding of CTCF (CCCTC-binding factor) was responsible for its activity (Bell et al., 1999).

In another study, the utility of the full 1.2 kb beta globin insulator element in protecting reporters from CPE has been demonstrated in *in vivo* assays including
5 transgenic mice (Ciana et al., 2001). In CHO cell lines, Izumi and Gilbert showed that the presence of chromatin insulator sequences moderately improved stability but was not sufficient to produce homogeneous transformants (Izumi and Gilbert, 1999).

In a recent publication (Recillas-Targa et al., 2002) the functional activity of a 1.2 kb insulator element from the chicken beta-globin gene was reviewed. Besides working
10 as efficient barrier to the activity of nearby enhancers or silencers, the 250 bp core element was shown to be sufficient to confer protection against silencing of genes caused by CPE and to provide long-term stable expression. Two copies of smaller fragments of the 250 bp core sequence essentially devoid of footprint region II, on each side of the reporter gene, were sufficient to confer protection from CPE, but not
15 enhancer blocking, in chicken pre-erythroid 6C2 cells.

Since vector sizes should preferably not exceed 10 kb, there is a need to reduce the size of the regulatory elements present on these vectors. For instance, vector stability increases as the size of its DNA is reduced. Smaller vectors can accommodate larger segments of inserts. Moreover small elements simplify the
20 modification of expression vectors and allow constructions where the total length of the insert must be limited.

It is therefore an object of this invention to provide a short DNA element that has insulator activity when used in vectors.

Summary of the invention

25 The present invention is based on the finding that a short DNA element of 146 bp, having the sequence of SEQ ID No: 1 is capable of acting as chromatin insulator. In the following, the insulator is called "the insulator of the invention" or just "the insulator". The number of transfected clones expressing the gene of interest was elevated when the constructs used included the insulator of the invention. The
30 production of the polypeptide of interest was shown to be higher in expressing clones containing the insulator of the invention and long-term expression was shown to be stable.

Therefore, a first aspect of the invention relates to a DNA element having the sequence of SEQ ID No: 1.

A second aspect of the invention relates to a vector comprising one or more insulators of the invention.

A third aspect of the invention relates to a host cell comprising the insulator of the invention.

5 A fourth aspect of the invention relates to a host cell comprising a vector according to the invention.

In a fifth aspect of the invention, the host cell and the insulator of the invention are derived from different species.

10 A sixth aspect of the invention relates to a process for the production of a polypeptide of interest comprising the step of transfecting a host cell with a vector in accordance with the invention.

A seventh aspect of the invention relates to the use of a vector of the invention for the manufacture of a medicament for use in plasmid or DNA based therapy or gene therapy.

15 **Brief description of the drawings**

Fig. 1 shows an alignment of the insulator of the invention (A) with the prior art 250 bp core insulator region (B) of the chicken beta-globin 5'HS4 insulator region.

20 Fig. 2 shows two bi-directional reporter constructs for IL18BP expression. **A:** IL18BP gene is shown as a bold line and mCMV-IE1 and mCMV-IE2 promoters are indicated as arrows. The triangle represents intron A from the hCMV IE region and the oval represents the polyadenylation signal. Insulator of the invention (filled circle), designated INS, tandem repeat flank each end of the expression cassette. **B:** same construct devoid of the insulators of the invention sequences.

25 Fig. 3 shows the expression unit for Luciferase. **A:** Luciferase gene is shown as a bold line and the human CMV promoter (hCMVp) is indicated as an arrow. The oval shape represents the polyadenylation signal. Insulator of the invention (filled circle), designated INS, tandem repeat flank each end of the expression cassette. **B:** same construct devoid of the insulators of the invention sequences.

30

Fig. 4 shows the luciferase expression measured as RLU (relative light units) in stable pools of transfected CHO-S cells in SFM at 3 months after transfection with the insulator of the invention-insulated (l.hCMV Luc.I, Fig.3A) or non-

insulated (hCMV Luc, Fig. 3B) constructs in the presence or absence of puromycin (puro). 96 randomly picked individual clones for each of the four conditions were ranked and plotted by increasing levels of luciferase expression (each increment on the X axis represent one clone).

- 5 Fig. 5 Shows luciferase expression measured as RLU (relative light units) in CHO-S cells transiently transfected with plns(2)-SV-Luc, plns(2)revSV-Luc, pSV-Luc, pGL3-ctrl constructs, or mock transfected.

Detailed description of the invention

The present invention is based on the findings that a short DNA element of 146 bp,
10 having the sequence of SEQ ID No: 1, is capable of acting efficiently as chromatin insulator when duplicated and inserted up and downstream of an expression unit. The presence of the insulator of the invention in transfection vectors significantly increased the number of clones expressing a marker gene. Furthermore, the pools comprising the insulated expression cassette had a significantly elevated productivity
15 as compared to the control pool. In addition to that, the chance to obtain stable long-term expressing clones was also increased in the presence of the insulator of the invention.

Therefore, a first aspect of the invention relates to a DNA element, having the sequence of SEQ ID No: 1.

20 A second aspect of the invention related to a vector comprising one or more insulators of the invention.

The term "vector" refers to any carrier of exogenous DNA or RNA that is useful for transferring exogenous DNA to a host cell for replication and/or a appropriate expression of the exogenous DNA by the host cell, such as e.g. plasmids, expression
25 vectors, viral vectors etc.

Preferably, the vector further comprises a DNA element selected from:

- a. an enhancer, or a functional expression enhancing fragment thereof;
- b. a promoter domain or a functional expression promoting fragment thereof;
- c. a DNA sequence coding for one or more polypeptides of interest.

30 An "Enhancer region" refers to a region of DNA which function is to augment or increase the transcription of one or more genes. Enhancers can usually function in either orientation and at various distances from the gene, or even within the gene. The person skilled in the art will further appreciate that the terms "promoter" (see

below) and “enhancer” are not exactly defined and that thus the promoter may comprise enhancer regions, or enhancer regions may comprise promoter regions, depending on nomenclature and context.

The term “promoter” as used herein refers to a region of DNA that functions to control
5 the transcription of one or more DNA sequences, and that is structurally identified by the presence of a binding site for DNA-dependent RNA-polymerase and of other DNA sequences, which interact to regulate promoter function. As mentioned above, an enhancer region may comprise all or part of a promoter as well.

A “functional expression promoting fragment”, as used herein, of a promoter or an
10 enhancer is a shortened or truncated promoter or enhancer sequence retaining the activity as a promoter or enhancer. Promoter or enhancer activity may be measured in any of the assays known in the art, e.g. in a reporter assay using Luciferase as reporter gene (de Wet et al., 1985; Wood et al., 1984), or commercially available from Promega®.

15 In a preferred embodiment, the vector comprises further elements regulating or influencing transcription or translation. Such elements may affect the process of transcription itself, processing, stability or translation efficiency of RNA. Examples for suitable elements are e.g. selected from the group consisting of 5'UTRs, introns, 3'UTRs (Mazumder et al., 2003), mRNA 3' end processing sequences e.g.
20 polyadenylation sites, and IRES sequences for polycistronic expression (Mountford and Smith, 2003).

It is preferred to use an IRES element for expression of polycistronic mRNAs, in which the coding sequences are separated by the IRES. The advantage is that
25 several polypeptides of interest may be expressed from the same mRNA and thus from the same promoter.

In a further preferred embodiment, the vector further comprises expression promoting sequences such as boundary elements, LCRs (e.g. described by Blackwood and Kadonaga, 1998) or matrix/scaffold attachment regions (e.g. described by Li et al., 1999) and elements for recombination and cassette exchange.

30 In yet a further preferred embodiment, the promoter comprised in the vector of the present invention may be of any cellular or of viral/phage origin such as SV40, hCMV, mCMV-IE1, mCMV-IE2, RSV, T7, T3, or a functional expression promoting fragment thereof.

Many polypeptides of interest may be expressed using a vector of the invention. The polypeptide of interest may be any polypeptide for which production is desired. For example, the polypeptide of interest may be, e.g., a naturally secreted protein, a normally cytoplasmic protein, a normally transmembrane protein, or a human or a humanized antibody. When the protein of interest is a normally cytoplasmic or a normally transmembrane protein, the protein has preferably been engineered in order to become soluble. The polypeptide of interest may be of any origin. Preferred polypeptides of interest are of human origin.

In preferred embodiments, the polypeptide is selected from the group consisting of chorionic gonadotropin (CG), follicle-stimulating hormone (FSH), lutropin-choriogonadotropic hormone (LH), thyroid stimulating hormone (TSH), growth hormone (GH), interferon receptors (e.g., IFNAR1, interferon gamma receptor), TNF receptors p55 (TNF binding protein I, TBP I) and p75 (TNF binding protein II, TBP II), interleukins (e.g., IL-6), interleukin binding proteins (e.g., IL-18BP), Leukemia Inhibitory factor (LIF), anti-CD11a antibodies, or muteins, fragments, soluble forms, functional derivatives, fusion proteins thereof.

"Interferon" or interferons are a subclass of cytokines that exhibit anti-inflammatory, antiviral and anti-proliferative activity. On the basis of biochemical and immunological properties, the naturally occurring human interferons are grouped into three classes: interferon alpha (leukocyte), interferon beta (fibroblast) and interferon gamma (immune). Alpha-interferon is currently approved in the United States and other countries for the treatment of hairy cell leukemia, venereal warts, Kaposi's Sarcoma (a cancer commonly afflicting patients suffering from Acquired Immune Deficiency Syndrome (AIDS)), and chronic non-A, non-B hepatitis.

Interferon gamma is a dimeric protein with subunits of 146 amino acids. It has antiviral and antiparasitic activities and also inhibits the proliferation of a number of normal and transformed cells.

In particular, human fibroblast interferon (IFN- β) has antiviral activity and can also stimulate natural killer cells against neoplastic cells. It is a polypeptide of 166 amino acids long and about 20 kDa. Rebif® (recombinant human Interferon - β) is the latest development in interferon therapy for multiple sclerosis (MS) and represents a significant advance in treatment. Rebif® is interferon (IFN)-beta 1a, produced from mammalian cell lines and virtually identical to the naturally occurring human molecule.

In a further preferred embodiment, other polypeptides of interest include, e.g., erythropoietin (EPO), granulocyte colony stimulating factor (G-CSF), granulocyte-macrophage colony-stimulating factor (GM-CSF), pituitary peptide hormones, menopausal gonadotropin, insulin-like growth factors (e.g., somatomedin-C),
5 keratinocyte growth factor, glial cell line-derived neurotrophic factor, thrombomodulin, basic fibroblast growth factor, insulin, a coagulation factor (e.g. Factor VIII), somatropin, bone morphogenetic protein-2, platelet-derived growth factor, hirudin, epoietin, an integrin (e.g. LFA), recombinant LFA-3/IgG1 fusion protein, glucocerebrosidase, a chain of a humanized or human antibody, a cytokine,
10 etanercept, tPA, and muteins, fragments, soluble forms, functional derivatives, fusion proteins thereof.

Further examples suitable in accordance with the present invention relate to marker proteins, such as negative or positive selection markers, or amplifiable genes. Examples include proteins selected from adenosine deaminase (ADA),
15 aminoglycoside phosphotransferase (neo), dihydrofolate reductase (DHFR), hygromycin-B-phosphotransferase (HPH), thymidine kinase (tk), xanthine-guanine phosphoribosyltransferase (gpt), multiple drug resistance gene (MDR), ornithine decarboxylase (ODC) and N-(phosphonacetyl)-L-aspartate resistance (CAD), or puromycin acetyltransferase (PAC). Further examples include genes used for
20 selection by use of particular metabolic pathways such as galactokinase (Schumperli et al., 1982), the folate receptor (Zhu et al., 2001), or reduced folate carrier (Assaraf et al., 1992). In yet a further preferred embodiment the polypeptide of interest is a reporter gene. Examples are selected from luciferase, green fluorescent protein, alkaline phosphatase, β -galactosidase, or horseradish peroxidase or intramolecular
25 combinations thereof or with other proteins, such as e.g. the Green Fluorescent Protein (GFP) or enhanced GFP (EGFP) with the puromycin acetyl transferase (Abbate et al., 2001).

Preferably, the insulator of the invention is positioned upstream (i.e. in the flanking region 5') and/or downstream (i.e. in the flanking region 3') of a DNA sequence coding
30 for a polypeptide of interest, respectively.

In a preferred embodiment, at least two insulators are positioned upstream and downstream of a DNA sequence coding for a polypeptide of interest respectively.

In a further preferred embodiment at least two coding sequences are positioned between the insulators of the invention.

In yet a further preferred embodiment, the two coding sequences code for subunits of a multimeric protein.

Co-expression of two subunits of the same protein is particularly advantageous since expression from both promoters may result in production of similar amounts of subunits, or of predetermined ratios of both polypeptides, depending on the strength
5 of the promoters used. The subunits may then assemble in the same cell to form a mature protein.

Preferred examples for dimeric proteins suitable to be expressed using a vector of the invention are the alpha-chain and the beta-chain of a peptide hormone such as
10 human FSH, human LH, human TSH and human CG. The person skilled in the art will appreciate that hormones from other species may be equally used in accordance with the present invention, such as equine, porcine, bovine hormones, for instance, depending on the intended use of the recombinant polypeptide.

In another embodiment of the invention, the first subunit is the heavy chain, and the
15 second subunit is the light chain of an immunoglobulin, or vice versa. A preferred example of a suitable immunoglobulin is an IgG. Such immunoglobulins may e.g. be humanized or human antibodies for therapeutic use. A highly preferred example for such a humanized antibody is a humanized anti-CD11 antibody having the tradename Raptiva®.

20 In another embodiment of the invention, a gene of interest is co-expressed with a marker or a selection gene (e.g. gene for IL-18BP and gene for PAC or luciferase).

In a third aspect, the invention relates to a host cell comprising the insulator of the invention.

In a fourth aspect of the invention, the host cell is transfected with at least one vector
25 described above. The skilled person will appreciate that the host cell may equally be co-transfected with two or more vectors in accordance with the present invention.

In a fifth aspect of the invention, the host cell and the insulator of the invention are derived from different species. The insulator is derived from chicken DNA, but has been shown to be functional in cells derived from other species such as Chinese
30 Hamster Ovary cells (CHO).

Many host cells are suitable in accordance with the present invention, such as primary or established cell lines from a wide variety of eukaryotes including plant and animal cells, exemplified by CHO, BHK, HEK293 or other immortalized and/or transformed cells.

In a preferred embodiment, the host cell is a CHO cell, and more preferably a CHO -S cell, described e.g. by Shotwell et al. (Shotwell et al., 1982).

In a sixth aspect, the invention relates to a process for the production of a polypeptide of interest comprising the step of transfecting a host cell with at least one
5 vector according to the invention. Depending on the nature of the polypeptide of interest, the process according to the invention leads to a secreted protein that may be harvested from the cell culture supernatant, or to a cell membrane protein or intracellular protein that may be isolated from the cells. Depending on the intended
10 use, the cell itself having the polypeptide integrated may be the product of the process according to the invention.

In a further preferred embodiment, the invention relates to a process for the production of a polypeptide of interest comprising the step of culturing a host cell in accordance with the invention.

In yet a further preferred embodiment, the process further comprises the step of
15 isolating the polypeptide of interest from the host cells. This step is particularly advantageous and easy to carry out for secreted proteins that may be isolated simply from the cell culture supernatant. However, this step equally applies to isolating polypeptides from cellular membranes, or intracellular compartments.

The process of the invention may be used in transient, stable, episomal or viral
20 expression systems. As shown in the Examples below, the vector of the invention resulted in particularly strong expression of the desired protein if used in a stable expression system. Therefore, in a preferred embodiment the transfection is stable transfection.

In a further preferred embodiment, the vector according to the invention is used for
25 expression of a gene of interest.

The use of the vector for the simultaneous expression of two or more genes or cDNAs of interest is also preferred.

In a seventh aspect, the invention relates to the use of a vector of the invention for
30 the manufacture of a medicament for use in plasmid or DNA based therapy or gene therapy.

Having now fully described this invention, it will be appreciated by those skilled in the art that the same can be performed within a wide range of equivalent parameters, concentrations and conditions without departing from the spirit and scope of the invention and without undue experimentation.

While this invention has been described in connection with specific embodiments thereof, it will be understood that it is capable of further modifications. This application is intended to cover any variations, uses or adaptations of the invention following, in general, the principles of the invention and including such departures from the present disclosure as come within known or customary practice within the art to which the invention pertains and as may be applied to the essential features hereinbefore set forth as follows in the scope of the appended claims.

All references cited herein, including journal articles or abstracts, published or unpublished U.S. or foreign patent application, issued U.S. or foreign patents or any other references, are entirely incorporated by reference herein, including all data, tables, figures and text presented in the cited references. Additionally, the entire contents of the references cited within the references cited herein are also entirely incorporated by reference.

Reference to known method steps, conventional methods steps, known methods or conventional methods is not any way an admission that any aspect, description or embodiment of the present invention is disclosed, taught or suggested in the relevant art.

The foregoing description of the specific embodiments will so fully reveal the general nature of the invention that others can, by applying knowledge within the skill of the art (including the contents of the references cited herein), readily modify and/or adapt for various application such specific embodiments, without undue experimentation, without departing from the general concept of the present invention. Therefore, such adaptations and modifications are intended to be within the meaning and range of equivalents of the disclosed embodiments, based on the teaching and guidance presented herein. It is to be understood that the phraseology or terminology herein is for the purpose of description and not of limitation, such that the terminology or phraseology of the present specification is to be interpreted by the skilled artisan in light of the teachings and guidance presented herein, in combination with the knowledge of one of ordinary skill in the art.

Examples

Example 1: Construction of the insulator and the vectors of the invention

Insulator

The insulator of the invention is 146 bp and has SEQ ID No:1. It comprises 146 bp of
 5 the 250 bp core sequence (SEQ ID No: 2) from the 1.2 kb insulator region of the
 chicken b-globin 5'HS4 locus, as shown in Figure 1 and is further missing one base
 pair (around position 107 in alignment). It was assembled by oligonucleotide cloning.
 The resulting fragment has artificial ends for convenient subcloning.

10 **Vectors**

The 146 bp fragment was first duplicated and then cloned in two tandem arrays
 separated by a multiple cloning site, into the commercial cloning vector pBluescript II
 SK + from Stratagene (cat no. 212205-01).

IL-18BP

15 A first expression cassette for a marker gene (IL18BP), expressed in two copies from
 a bi-directional promoter (mCMV-IE1 and mCMV-IE2), was inserted between the two
 insulator tandems as shown in Figure 2A. In parallel an otherwise identical control
 vector devoid of the insulators was constructed as shown in Figure 2B.

Luciferase

20 In a second approach, a transgene cassette with the firefly luciferase gene
 expressed from a human CMV promoter was inserted between the insulator tande ms
 (Figure 3A). Again a control vector without the insulator elements was constructed by
 inserting the expression cassette in the original backbone vector (pBluescript II SK +,
 Stratagene, cat no. 212205-01) as shown in Figure 3B.

25

Example 2: Insulator activity in stably transfected CHO cell pools (IL-18BP)

CHO-S cells were transfected with bi-directional reporter constructs for IL18BP
 expression according to Figure 2A and B.

30 ***Materials and methods***

Cells: CHO-S cells from Invitrogen (Cat no:11619).

Transfection agent: DMRIE-C, Invitrogen, Cat. No. 10459-014.

Vectors:

- Insulated and non-insulated IL18BP expression vector described in
 35 Example 1.
- vector conferring puromycin resistance (puro)

- plasmid encoding the selection marker DHFR.

The amounts of vectors used are shown in the following table:

Table 1

	Insulated	Non-insulated
IL-18BP expression vector	33.6 μ g	30 μ g
Selection plasmid - Puromycin resistance	3 μ g	3 μ g
Selection plasmid - DHFR	3 μ g	3 μ g

5 *Transfection Protocol*

CHO-S cells (Invitrogen, Cat no:11619) were stably transfected using DMRIE-C (Invitrogen, Cat. No. 10459-014). Briefly, 40 Mio cells were exposed for four hours to a transfection mix containing the respective expression vector for IL18BP and a vector conferring puromycin resistance as well as a plasmid encoding DHFR.

- 10 The transfection mix contained the IL18BP expression vector insulated, and the vector conferring resistance to puromycin, as well as the one encoding DHFR in a molar ratio of 10:1:1 respectively. The corresponding amount is 33.6 μ g, 3 μ g and 3 μ g (see Table 1).

- 15 In the case of non-insulated IL18 BP expression vector, similar molar ratios were used, which correspond to an amount of 30 μ g, 3 μ g and 3 μ g (see Table 1).

All vectors used were previously linearised with a restriction enzyme, PvuI for both IL18BP expression vectors and SspI for both puro and DHFR selection plasmids.

After pelleting, the supernatant was removed, and the cells were diluted into serum-free cultivation medium ProCHO-5 (Cambrex) and incubated at 37°C for 48 hours.

- 20 Puromycin was then added at a concentration of 10 μ g/ml to select for stably transfected cells. Control aliquots were seeded in media containing 10% fetal bovine serum to assess the total number of stable transfectants in the pool by counting colonies growing attached to the plastic surface. Pools for both constructs represent approximately 200'000 independent stable transfectants.

- 25 Selective pressure was maintained over 41 days in order eliminate all transfectants with unstable integration sites. Then selective pressure was removed and samples for IL18BP measurements were taken after keeping the cells 14 days without puromycin.

30 *IL-18BP expression measurement*

IL18BP expression was measured by exposing approximately 1 mio cells to fresh media for 24 hours. Media was then filtered to remove the cells and IL18BP was

quantified by a standard ELISA assay in triplicates. The resulting IL18BP titers were used to calculate specific productivities per cell (picogram per cell and day, pcd).

Results

The pool transfected with the insulated expression cassette had a productivity that was elevated more than threefold (3.7 pcd) as compared to the control pool (1.1 pcd).

Example 3: Insulator activity in stably transfected CHO clones (Luciferase)

Materials and methods

10 CHO-S cells (Invitrogen, Cat no:11619) were stably transfected with the previously mentioned luciferase reporter constructs (see Example 1) using DMRIE-C as transfection agent. A plasmid expressing the puromycin resistance gene was cotransfected using the same protocol as described in Example 2. Two pools were established using 10 µg/ml puromycin. Stable pools were kept under selective
15 pressure for 40 days in order to eliminate cells with unstable integration sites (phase I). The pools were measured for luciferase activity (data not shown) before seeding into 384 well plates using limiting dilution. For each pool seeding was performed both in absence and presence of puromycin in the media. Individual clones were then randomly picked and re-arrayed in 96 well plates to obtain 2 plates for each
20 construct. These clones were then cultivated with or without puromycin for another two months up to a total of three month after limiting dilution with the aim of analysing 96 clones for each construct and condition (phase II).

Luciferase measurement

25 The luciferase expression was measured as RLU in stable pools transfected with insulated (I.hCMV Luc.I) or non-insulated (hCMV Luc) constructs in the presence or absence of puromycin (puro). The Bright-Glo™ Luciferase assay system from Promega, Cat No E2610, was used according to the manufacturer's guidelines. Briefly, 50 µl cell suspension was lysed with 50 µl Bright-Glo reagent and incubated
30 for 5 min at room temperature. Luciferase activity was then measured on a Luminometer during 5 seconds/well.

Results

For each of the conditions tested, I.hCMV Luc.I with puro, I.hCMV Luc.I without puro, hCMV Luc with puro, hCMV Luc without puro, 96 individual clones were ranked and
35 plotted by increasing levels of luciferase expression (see Figure 4).

The evaluation of expressing clones is summarized in Table 2 for the 4 conditions tested. The numbers of expressing clones (Number of expressors) were counted and the average expression over the selected expressing clones as well as the highest expressing clone are also indicated.

5

Table 2

Condition	Number of clones tested	Number of expressors	Average expression in RLU	Highest Expression in RLU
hCMV Luc with puro	96	9	86k	327k
I.hCMV Luc.I with puro	96	41	647k	4690k
hCMV Luc without puro	96	11	135k	438k
I.hCMV Luc.I without puro	96	25	456k	2290k

The average luciferase expression measured as RLU level in clones with the insulator of the invention (I.hCMV Luc.I) is on average 5 times higher than in the clones without the insulator. The highest expressing clone I.hCMV Luc.I with puromycin expresses 14 times more Luciferase than the best clone from hCMV Luc with puromycin.

Using the insulator of the invention in the construct increases the number of expressing clones, the average expression level, and the expression level of the highest expressor of the respective series. In absence of selection during phase II, the insulator of the invention increases the probability of identifying expressing clones with long-term stable and elevated expression.

Example 4: Evaluation of a putative enhancer function

An enhancer should be able to enhance expression of a heterologous promoter independently of the orientation and position relative to the promoter. This definition was followed to evaluate a putative enhancer function of the insulator of the invention.

25 Vector construction

pSV-Luc

This vector which contains only the SV40 promoter and luciferase was derived from pGL3-Ctrl (Promega, E 1741), containing the SV40 promoter driving the Luciferase gene, and SV40 enhancer located in 3' of the gene, and pGL3-Basic (Promega, E1751), lacking both promoter and enhancer. Briefly pGL3-ctrl was cut by NotI/ XbaI, to isolate a fragment containing the SV40 promoter, followed by the Luciferase gene.

In a similar way, pGL3-basic was cut by NotI/ XbaI and the vector backbone containing the poly A region, without the 3' enhancer, was isolated. pSV-Luc was obtained by combining both fragments.

5 pBS(2Ins)2.2

Briefly, oligonucleotides were designed based on the insulator of the invention and the resulting fragment was digested by XbaI/SpeI and cloned into pBluescript II SK+, Stratagene (cat no. 212205-01), also digested by XbaI/SpeI (step 1). A tandem repeat of the insulator of the invention fragment was cloned by opening the vector
10 obtained in step 1, by XbaI, and inserting a second insulator of the invention fragment digested by XbaI/SpeI (step 2). Sequence and orientation were checked before duplication of the insulator tandem repeat. The second tandem repeat was cloned in the Acc65I site, blunt-ended by Klenow enzyme of the vector obtained in step 2. The Insulator of the invention was then obtained by digesting the vector of
15 step 2 by XbaI/SpeI, blunt-ended by Klenow enzyme. The vector obtained is called pBS(2Ins)2.2.

pIns(2) SV-Luc and its reverse oriented version, pIns(2)revSV-Luc

One unit of insulator sequence, which comprises one tandem repeat (2 x insulator of
20 the invention) was isolated, by digesting pBS(2Ins)2.2 by SpeI/XbaI. The recipient vector is pSV-Luc opened by NheI. As the sites used for digestion are compatible, the cloning reaction gives vectors with both orientations.

Transient transfection

25 Materials and Methods

CHO-S, Invitrogen (Cat no:11619).

Plasmid DNAs listed below (see above section for vectors construction) were isolated from overnight growing standard culture with Nucleobond PC 500 kit (Macherey-Nagel Cat.No:740 574) according to the protocol provided by the manufacturer:

- 30 - *DNAs to be evaluated:* pIns(2)-SV-Luc and its reverse oriented version, pIns(2)revSV-Luc
- *DNAs control*
- o pSV-Luc: expression from the SV40 promoter in absence of any enhancer sequence.
 - 35 o pGL3-ctrl: expression from the SV40 promoter as well as the SV40 enhancer located 3' of the gene.

Transfection

Lipofectamine (Invitrogen, Cat No:18324-012)

Format: 24 well plates.

Cells: CHO-S in exponential growth phase, to ensure that the cells are in good shape, are passaged 24 h before transfection. To avoid a stationary phase at low cell density, cells are diluted to 0.75×10^6 cells/ml. The total amount of cells to be transfected is 1.5×10^5 , resuspended in 100 μ l ProCho5, (Cambrex, Cat No: B-12766Q) per well, in 24 well plate.

Transfection Mixes were as follows: (for 1 well note that a mastermix is made taking 3.3x the volumes indicated below, such as triplicate assays can be performed)

10 A) Lipofectamine: 2 μ l
 ProCho5 Medium:48 μ l
 Total volume is 50 μ l.

 B) DNAs: 1 μ g,
15 ProCho5 Medium: complement to 50 μ l.

Solutions A and B were mixed and incubated for 30 min at room temperature.

This mix was added to the 100 μ l ProCho5 Medium containing 1.5×10^5 cells. The cells were placed back in an incubator and incubated at 37 °C, 5% CO₂ for 3 hours.

20 Then, 400 μ l ProCho5 Medium were added in order to dilute Lipofectamine. The cells were incubated for another 48 hours before sampling for analysis. All transfections were carried out in triplicate.

Mock transfection: It corresponds to untransfected cells and gives background level
25 indication.

Luciferase Measurement

The Bright-Glo Luciferase assay system from Promega (Cat No: E2610) was used according to the manufacturer's guidelines.

30 Briefly, the cell suspension was homogenized by pipetting up and down several times, and an aliquot of 50 μ l was taken out and put in a white 96 well plate (Nunc, Cat no: 236108). 50 μ l of reconstituted Bright-Glo Reagent were directly added and the mixture was incubated 5 min at room temperature. Light emission was measured
35 on a Centro LB 960 luminometer (Berthold Technologies) during 5 seconds of acquisition time. Normalization by an internal control or total protein level was not made, but variation within the triplicates provides sufficient indication for comparable transfection efficiency.

Results

The results of the luciferase expression driven by the different plasmid DNA are reported in Fig. 5.

The data clearly indicate that there is no enhancer function within the insulator of the invention sequence. No significant increase in expression level is observed when the insulator is added to the pSV-Luc, in sense or reverse orientation.

10

Conclusions

From the above examples, the following conclusions can be drawn:

- The insulator of the invention displays strong insulator activity in CHO cells;
- The number of expressing clones is higher (5 fold increased chance/probability of identifying expressing clones);
- Expression level of expressing clones is high;
- The presence of the insulator of the invention increases the chances of obtaining stable long-term expression.
- The insulator of the invention does not contain enhancer activity.

20

Reference List

- 5 Abbate,J., Lacayo,J.C., Prichard,M., Pari,G., and McVoy,M.A. (2001). Bifunctional protein conferring enhanced green fluorescence and puromycin resistance . *Biotechniques* 31, 336-340.
- Assaraf,Y.G., Feder,J.N., Sharma,R.C., Wright,J.E., Rosowsky,A., Shane,B., and Schimke,R.T. (1992). Characterization of the coexisting multiple mechanisms of methotrexate resistance in mouse 3T6 R50 fibroblasts . *J Biol Chem* 267, 5776-5784.
- 10 Bell,A.C., West,A.G., and Felsenfeld,G. (1999). The protein CTCF is required for the enhancer blocking activity of vertebrate insulators . *Cell* 98, 387-396.
- Blackwood,E.M. and Kadonaga,J.T. (1998). Going the distance: a current view of enhancer action. *Science* 281, 61-63.
- Chung,J.H., Bell,A.C., and Felsenfeld,G. (1997). Characterization of the chicken beta-globin insulator. *Proc Natl Acad Sci U S A* 94, 575-580.
- 15 Chung,J.H., Whiteley,M., and Felsenfeld,G. (1993). A 5' element of the chicken beta-globin domain serves as an insulator in human erythroid cells and protects against position effect in *Drosophila*. *Cell* 74, 505-514.
- Ciana,P., Di Luccio,G., Belcredito,S., Pollio,G., Vegeto,E., Tatangelo,L., Tiveron,C., and Maggi,A. (2001). Engineering of a mouse for the in vi vo profiling of estrogen receptor activity . *Mol Endocrinol.* 15, 1104-1113.
- 20 de Wet,J.R., Wood,K.V., Helinski,D.R., and DeLuca,M. (1985). Cloning of firefly luciferase cDNA and the expression of active luciferase in *Escherichia coli* . *Proc Natl Acad Sci U S A* 82, 7870-7873.
- Izumi,M. and Gilbert,D.M. (1999). Homogeneous tetracycline-regulatable gene expression in mammalian fibroblasts . *J Cell Biochem* 76, 280-289.
- 25 Li,Q., Harju,S., and Peterson,K.R. (1999). Locus control regions: coming of age at a decade plus. *Trends Genet.* 15, 403-408.
- Mazumder,B., Seshadri,V., and Fox,P.L. (2003). Translational control by the 3'-UTR: the ends specify the means . *Trends Biochem Sci* 28, 91-98.
- 30 Mountford,P.S. and Smith,A.G. (2003). Translational control by the 3'-UTR: the ends specify the means *Internal ribosome entry sites and dicistronic RNAs in mammalian transgenesis* . *Trends Genet.* 28, 91-98.
- 35 Recillas-Targa,F., Pikaart,M.J., Burgess-Beusse,B., Bell,A.C., Litt,M.D., West,A.G., Gaszner,M., and Felsenfeld,G. (2002). Position-effect protection and enhancer blocking by the chicken beta-globin insulator are separable activities . *Proc Natl Acad Sci U S A* 99, 6883-6888.
- Schumperli,D., Howard,B.H., and Rosenberg,M. (1982). Efficient expression of *Escherichia coli* galactokinase gene in mammalian cells. *Proc Natl Acad Sci U S A* 79, 257-261.

Shotwell,M.A., Mattes,P.M., Jayme,D.W., and Oxender,D.L. (1982). Regulation of amino acid transport system L in Chinese hamster ovary cells . *J Biol Chem* 257, 2974-2980.

5 Wood,K.V., de Wet,J.R., Dewji,N., and DeLuca,M. (1984). Synthesis of active firefly luciferase by in vitro translation of RNA obtained from adult lanterns . *Biochem Biophys. Res. Commun.* 124, 592-596.

Zhu,W.Y., Alliegro,M.A., and Melera,P.W. (2001). The rate of folate receptor alpha (FR alpha) synthesis in folate depleted CHL cells is regulated by a translational mechanism sensitive to media folate levels, while stable overexpression of its mRNA is mediated by gene amplification and an increase in transcript half -life. *J Cell Biochem* 81, 205-219.

Claims

1. A chromatin insulator consisting of SEQ ID No. 1.
2. A vector comprising one or more insulators according to claim 1.
- 5 3. A vector according to claim 2, further comprising a DNA element selected from:
 - a. an enhancer, or a functional expression enhancing fragment thereof;
 - b. a promoter domain or a functional expression promoting fragment thereof;
 - c. a DNA sequence coding for one or more polypeptides of interest.
- 10 4. The vector according to claim 2 or 3, further comprising one or more DNA sequences coding for regulatory elements selected from 5'UTRs, introns, 3'UTRs, mRNA 3' end processing sequences, polyadenylation sites, and internal ribosome entry sequences (IRES).
- 15 5. The vector according to claim 3 or 4, wherein the DNA sequence is coding for more than one polypeptide of interest through a polycistronic mRNA.
6. The vector according to any of claims 2 to 5, further comprising one or more DNA elements selected from boundary elements, locus control regions (LCRs), matrix attachment regions (MARs), and elements for recombination and cassette exchange.
- 20 7. The vector according to any of claims 2 to 6, wherein the promoter is selected from cellular or viral/phage promoters such as mCMV-IE1, mCMV-IE2, hCMV, SV40, RSV, T7, T3, or a functional expression promoting fragment thereof.
- 25 8. The vector according to any of claims 2 to 7, wherein the polypeptide of interest is selected from FSH, LH, CG, TSH, growth hormone, interferon, TNF binding protein I, TNF binding protein II, IL-18BP, IL-6, IFNAR1, LIF or muteins, fragments, functional derivatives, fusion proteins thereof.
- 30 9. The vector according to any of claims 2 to 8, wherein the polypeptide of interest is selected from EPO, G-CSF, GM-CSF, a chain of a humanized antibody, a cytokine, a coagulation factor, etanercept, tPA, an integrin or muteins, fragments, functional derivatives, fusion proteins thereof.
10. The vector according to any of claims 2 to 9, wherein the polypeptide of interest is selected from adenosine deaminase (ADA), aminoglycoside phosphotransferase

- (neo), dihydrofolate reductase (DHFR), hygromycin-B-phosphotransferase (HPH), thymidine kinase (tk), xanthine-guanine phosphoribosyltransferase (gpt), multiple drug resistance gene (MDR), ornithine decarboxylase (ODC) and N-(phosphonacetyl)-L-aspartate resistance (CAD), puromycin acetyltransferase (PAC), galactokinase, human folate receptor, or reduced folate carriers.
- 5
11. The vector according to any of claims, 2 to 10 wherein the polypeptide of interest is selected from luciferase, green fluorescent protein, alkaline phosphatase, and horseradish peroxidase or combinations thereof.
12. The vector according to any of claims 2 to 11, wherein one insulator is positioned
10 upstream and one insulator is positioned downstream of the DNA sequence coding for a polypeptide of interest.
13. The vector according to any of claims 2 or 11, wherein at least two insulators are positioned upstream and downstream of a DNA sequence coding for a polypeptide of interest, respectively.
- 15
14. The vector according to any of claims 12 or 13, wherein at least two coding sequences are positioned between the insulators.
15. The vector according to claim 14, wherein the at least two coding sequences code for subunits of a multimeric protein.
16. The vector according to claim 15, wherein the first subunit is the alpha chain and
20 the second subunit is the beta chain of a hormone selected from human FSH, human LH, human TSH and human CG.
17. The vector according to claim 15, wherein the first subunit is the beta chain and the second subunit is the alpha chain of a hormone selected from human FSH, human LH, human TSH and human CG.
- 25
18. The vector according to claim 15, wherein the first subunit is the heavy chain and the second subunit is the light chain of an immunoglobulin.
19. The vector according to claim 15, wherein the first subunit is the light chain and the second subunit is the heavy chain of an immunoglobulin.
20. A host cell comprising an insulator according to claim 1.
- 30
21. A host cell transfected with a vector according to any of claims 2 to 19.
22. A host cell according to claim 20 or 21, wherein the host cell and the insulator are derived from different species.

23. The host cell according to any of claims 20 to 22, wherein the host cell is a CHO cell.
24. A process for the production of a polypeptide of interest comprising the step of transfecting a host cell with at least one vector according to any one of claims 2
5 to 19.
25. A process for the production of a polypeptide of interest comprising the step of culturing a host cell according to any of claims claim 20 to 23
26. The process according to claim 24 or 25, further comprising the step of isolating the polypeptide of interest from the host cells.
- 10 27. The process according to any of claims 24 to 26, wherein the transfection is stable transfection.
28. The use of a vector according to any of claims 2 to 19 for expression of a gene of interest.
29. The use of a vector according to any of claims 4 to 19 for simultaneous
15 expression of two or more genes or DNAs of interest
30. The use of a vector according to any of claims 2 to 19 for the manufacture of a medicament for DNA-based therapy.


```

A -----
B GAGCTCACGGGGACAGCCCCCCCCCAAAGCCCCCAGGGATGTAATTACGTCCCTCCCCCG

A ----- GCTCCGGTCCGGCGCTCCCCCGCATCC
B CTAGGGGGCAGCAGCGAGCCCGGGGCTCCGCTCCGGTCCGGCGCTCCCCCGCATCC

A CCGAGCCGGCAGCGTGCGGGGACAGCCCGGGCACGGGGAAGGTGGCACGGGATCGCTTTC
B CCGAGCCGGCAGCGTGCGGGGACAGCCCGGGCACGGGGAAGGTGGCACGGGATCGCTTTC

A CTCTGAACGCTTCTCGCTG -TCTTTGAGCCTGCAGACACCTGGGGGATACGGGGAAAAA
B CTCTGAACGCTTCTCGCTGCTCTTTGAGCCTGCAGACACCTGGGGGATACGGGGAAAAAG

A -----
B CTTTAGGCTG
    
```

Fig. 1

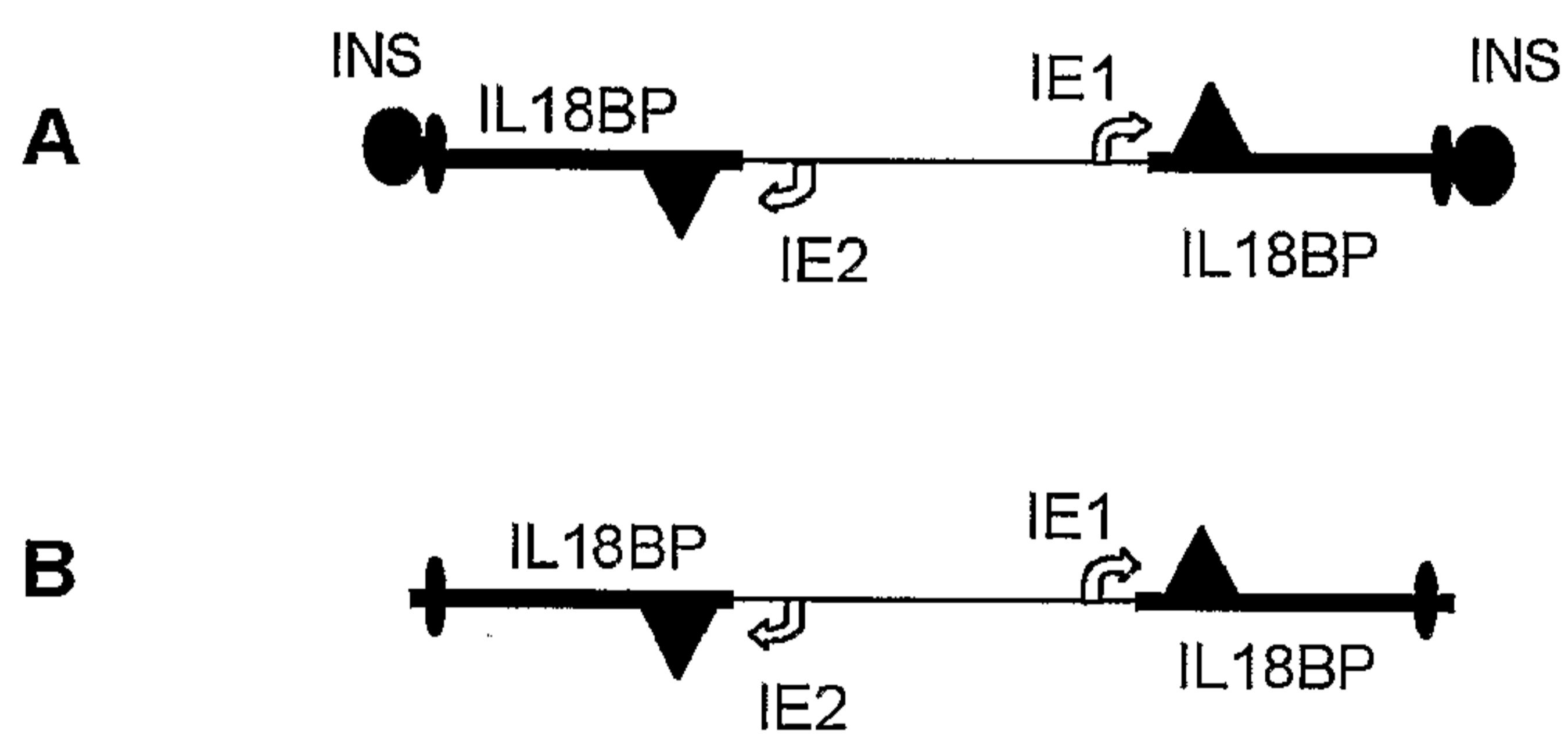


Fig. 2

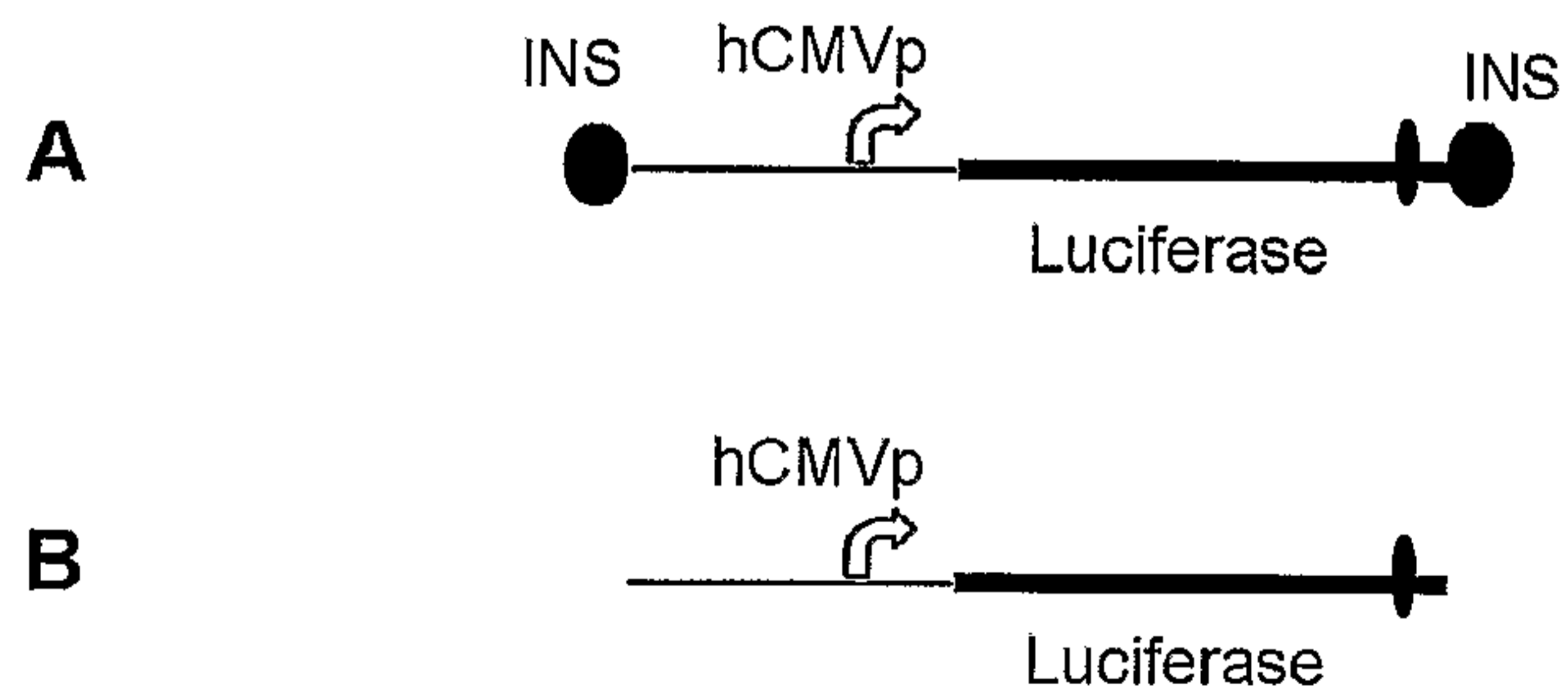


Fig. 3

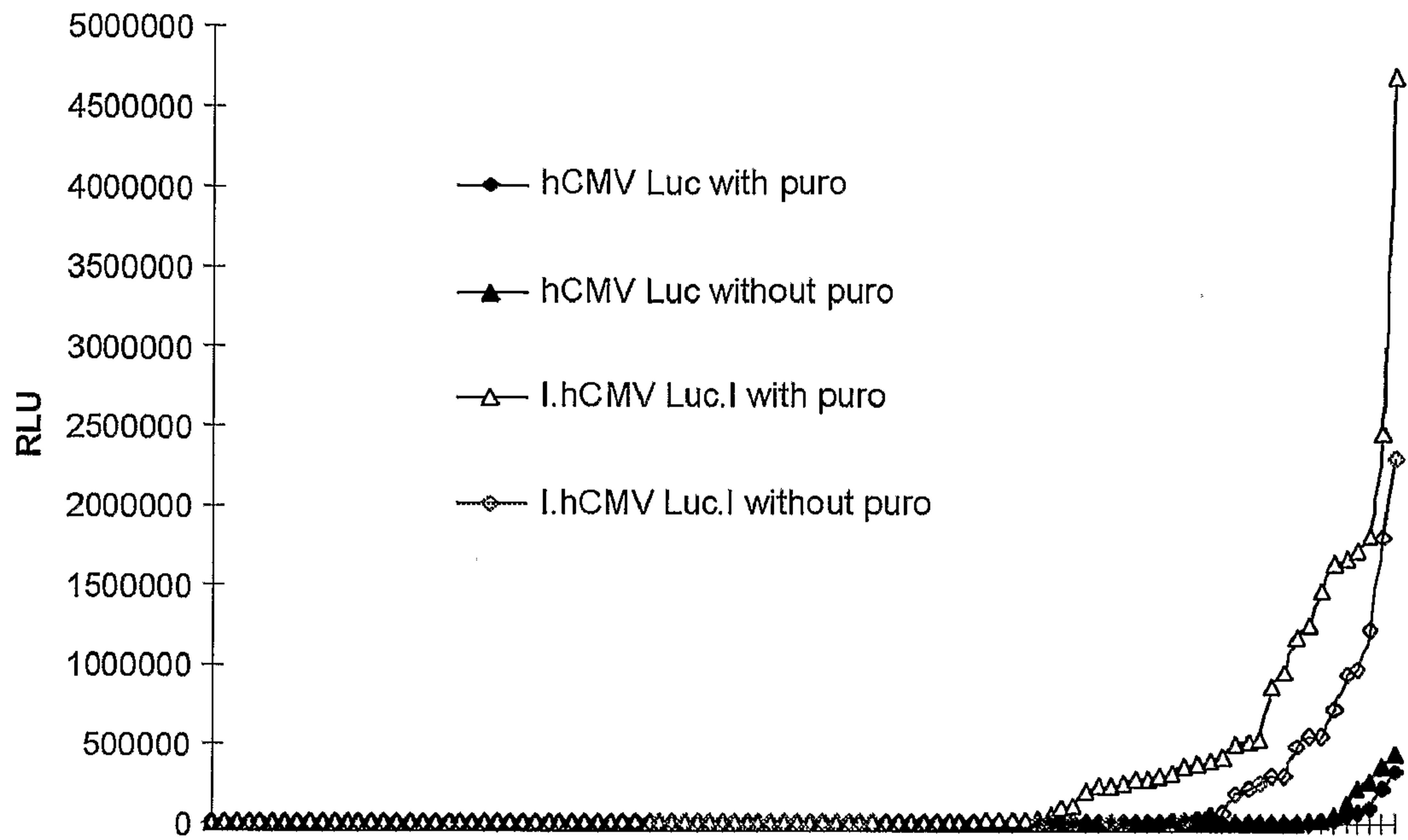


Fig. 4

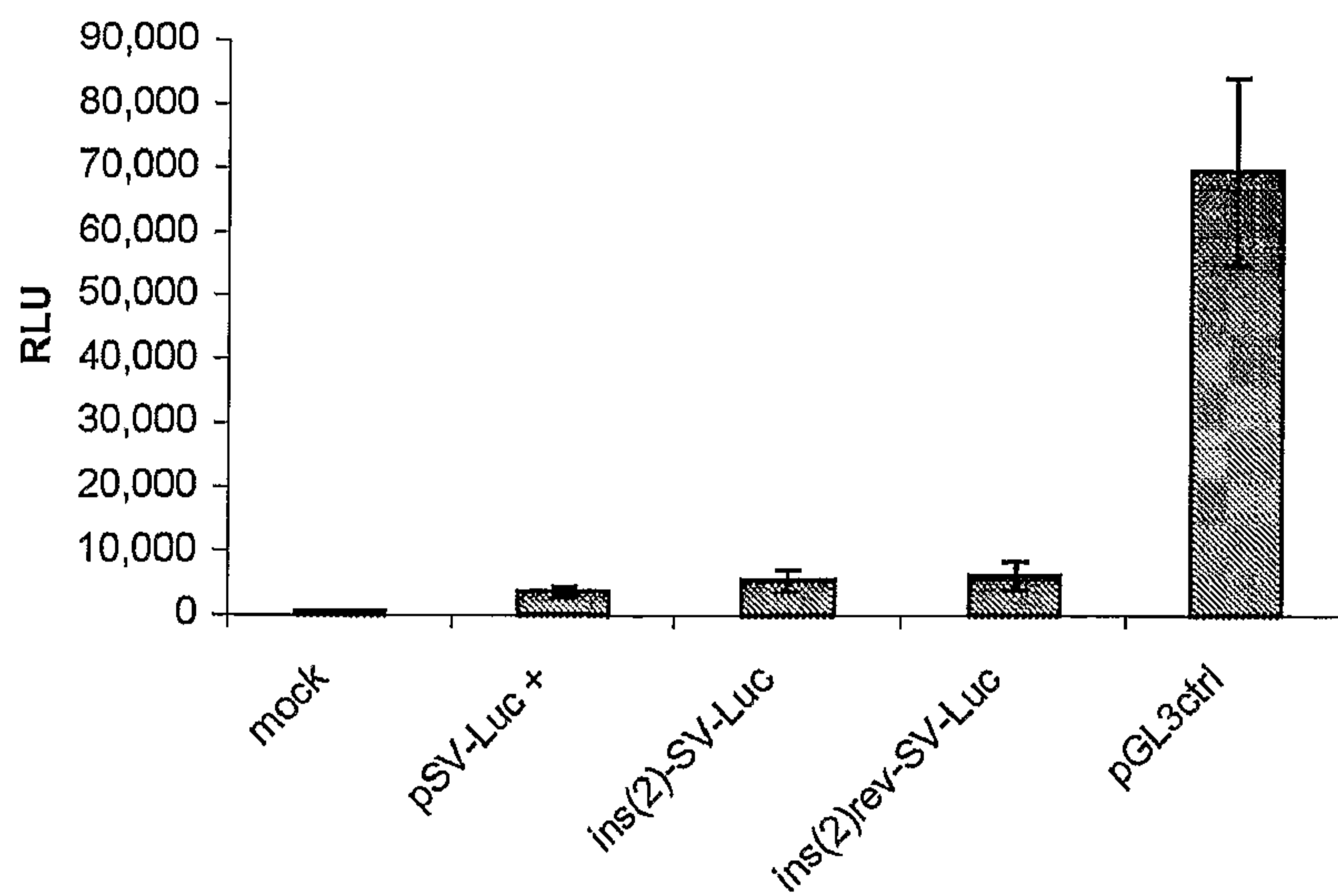


Fig. 5

SEQUENCE LISTING

5 <110> Applied Research Systems ARS Holding N.V.

<120> MINIMAL INSULATOR AND ITS USE IN PROTEIN EXPRESSION
10

<130> 874 WO

15

<160> 2

20

<170> PatentIn version 3.1

25 <210> 1

<211> 146

<212> DNA

30 <213> Gallus gallus

35 <400> 1
 gctccggtcc ggcgctcccc ccgcatcccc gagccggcag cgtgcgggga cagcccgggc 60
 acggggaagg tggcacggga tcgcttct ctgaacgctt ctcgctgtct ttgagcctgc 120
 40 agacacctgg gggatacggg gaaaaa 146

<210> 2

45 <211> 250

<212> DNA

<213> Gallus gallus
50

<400> 2
5 gagctcacgg ggacagcccc cccccaagc cccagggat gtaattacgt ccctccccg 60
ctagggggca gcagcgagcc gcccggggct ccgctccggt ccggcgctcc ccccgcatcc 120
ccgagccggc agcgtgcggg gacagcccgg gcacggggaa ggiggcacgg gatcgcttc 180
10 ctctgaacgc ttctcgtgc tcttgagcc tgcagacacc tgggggatac ggggaaaaag 240
cttaggctg 250