



US00D629490S

(12) **United States Design Patent**
Riedel

(10) **Patent No.:** **US D629,490 S**

(45) **Date of Patent:** **** Dec. 21, 2010**

(54) **CONNECTOR FOR A FAUCET MOUNTED WATER FILTER**

(75) Inventor: **Richard Paul Riedel**, Mason, OH (US)

(73) Assignee: **The Procter & Gamble Company**, Cincinnati, OH (US)

(**) Term: **14 Years**

(21) Appl. No.: **29/364,744**

(22) Filed: **Jun. 28, 2010**

Related U.S. Application Data

(62) Division of application No. 29/306,882, filed on Apr. 17, 2008.

(51) **LOC (9) Cl.** **23-01**

(52) **U.S. Cl.** **D23/209; D8/399; D23/262**

(58) **Field of Classification Search** **D23/207, D23/209, 259, 262; 210/435, 460-1; D8/382, D8/399**

See application file for complete search history.

(56) **References Cited**

U.S. PATENT DOCUMENTS

- 248,975 A 11/1881 Wooten
- 364,181 A 5/1887 Love
- D44,718 S 10/1913 McMurtrie
- 1,302,845 A 5/1919 Redmer
- 2,369,865 A 2/1945 Spencer
- 2,502,642 A 4/1950 Currlin
- 2,770,998 A 11/1956 Schwartz
- 3,009,722 A 11/1961 Augustin
- D194,089 S 11/1962 Nilsen
- 3,342,235 A 9/1967 Pylypshyn
- 3,810,291 A 5/1974 Ladouceur
- 3,929,152 A 12/1975 Graham
- D239,594 S 4/1976 Dieme
- 4,172,796 A 10/1979 Corder
- D262,940 S 2/1982 Spinner
- 4,389,766 A 6/1983 Capuano
- 4,504,389 A 3/1985 Rundzaitis
- 4,609,463 A 9/1986 Macevicz et al.

- D295,370 S 4/1988 Carlo et al.
- 4,737,058 A 4/1988 Callman et al.
- D302,109 S 7/1989 Cayce et al.
- D302,201 S 7/1989 Hengesbach
- D311,768 S * 10/1990 Woodruff D23/209
- 4,980,073 A 12/1990 Woodruff
- D328,942 S 8/1992 Igami et al.
- 5,340,256 A 8/1994 Morgan
- 5,527,451 A 6/1996 Hembree et al.
- 5,553,984 A 9/1996 Smith

(Continued)

FOREIGN PATENT DOCUMENTS

AU 9852043 A 7/1998

(Continued)

Primary Examiner—Robin V Webster

(74) *Attorney, Agent, or Firm*—Cynthia L. Clay; Kim W. Zerby

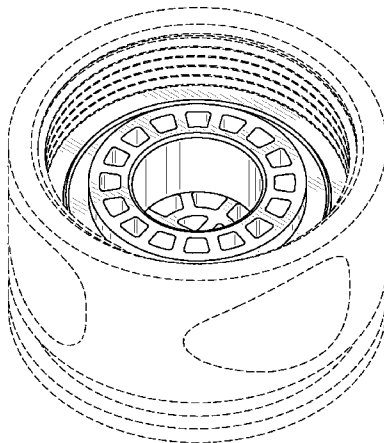
(57) **CLAIM**

The ornamental design for a connector for a faucet mounted water filter, as shown and described.

DESCRIPTION

FIG. 1 is a perspective view of a connector for a faucet mounted water filter illustrating my new design; FIG. 2 is a top planar view of the design of FIG. 1; and, FIG. 3 is a bottom planar view of the design of FIG. 1. The broken lines form no part of the claimed design.

1 Claim, 2 Drawing Sheets



US D629,490 S

Page 2

U.S. PATENT DOCUMENTS

D374,814 S 10/1996 Saito
 5,701,934 A 12/1997 Kuran et al.
 D390,436 S 2/1998 Vaagen
 D390,923 S 2/1998 Stevens
 5,775,744 A 7/1998 Smith, III
 D398,369 S 9/1998 Hayes et al.
 5,833,849 A 11/1998 Primdahl
 D404,472 S 1/1999 Tickle
 5,888,381 A 3/1999 Primdahl et al.
 D408,506 S 4/1999 Gottwald
 5,890,857 A 4/1999 Herrera
 D410,728 S 6/1999 Kurth et al.
 D413,967 S 9/1999 Yuen
 D420,107 S 2/2000 Kinder
 6,036,109 A * 3/2000 DeYoung 239/301
 D434,834 S 12/2000 Goto
 D435,652 S 12/2000 Nazarifar et al.
 6,158,936 A 12/2000 Thommes
 D437,919 S 2/2001 Chao
 D438,603 S 3/2001 Chao
 D441,436 S 5/2001 Chao
 6,305,724 B1 10/2001 Sampson
 6,317,905 B1 11/2001 Slothower
 6,322,696 B1 11/2001 McKee et al.
 D454,615 S 3/2002 Neal
 D457,604 S 5/2002 Chen
 6,386,596 B1 5/2002 Olson
 D458,351 S 6/2002 Chen
 D458,352 S 6/2002 Chen
 D458,353 S 6/2002 Chen
 6,421,849 B1 7/2002 Gray
 D463,527 S 9/2002 Guo
 D471,795 S * 3/2003 Ellenberger et al. D8/399
 6,616,197 B2 9/2003 Sampson
 6,662,822 B2 12/2003 Fuller
 6,672,628 B2 1/2004 Thomas et al.
 D496,094 S 9/2004 Stevens
 6,797,156 B2 9/2004 Chau
 D504,809 S 5/2005 Sato
 6,912,742 B1 7/2005 Wang
 6,994,500 B2 2/2006 Ward et al.
 7,017,838 B2 3/2006 Schmon
 D518,555 S 4/2006 De Muro
 7,032,260 B2 4/2006 Hwang

D521,108 S * 5/2006 Oliver et al. D23/213
 D521,614 S 5/2006 Kitagawa
 7,036,752 B1 5/2006 Hsiang
 7,112,025 B2 9/2006 Ward et al.
 D533,622 S * 12/2006 Ross et al. D23/209
 D534,796 S 1/2007 Falkenburg
 D538,885 S 3/2007 Huang
 D542,374 S * 5/2007 Green et al. D23/209
 7,214,314 B2 5/2007 Reyniers
 D547,828 S 7/2007 Huang
 D554,237 S 10/2007 Lewis et al.
 D561,019 S 2/2008 Riedel
 D568,149 S 5/2008 Riedel
 2002/0136617 A1 9/2002 Imahigashi
 2003/0034285 A1 2/2003 Hembree
 2003/0082028 A1 5/2003 Winker
 2003/0173273 A1 9/2003 Giordano et al.
 2004/0042872 A1 3/2004 Ward et al.
 2004/0231048 A1 11/2004 Sallick
 2005/0035054 A1 2/2005 Chu
 2005/0072728 A1 4/2005 Chang
 2005/0098485 A1 5/2005 Boyd et al.
 2006/0013670 A1 1/2006 Sullivan et al.
 2006/0032753 A1 2/2006 Hsien
 2006/0037656 A1 2/2006 Golan et al.
 2006/0053549 A1 3/2006 Wei
 2006/0266850 A1 11/2006 Weinberger et al.
 2007/0151021 A1 7/2007 Shieh

FOREIGN PATENT DOCUMENTS

DE	306294	6/1917
EP	947231	6/1999
FR	2826383	12/2002
GB	2034847	6/1980
GB	2160942	1/1983
GB	2109507	6/1983
GB	2269644	2/1994
GB	2421555	6/2006
JP	2000033206	2/2000
JP	2004322098 A	11/2004
RU	2236281 C1	9/2004
RU	2238786 C1	10/2004
WO	200058056	10/2000
WO	2005047754 A1	5/2005

* cited by examiner

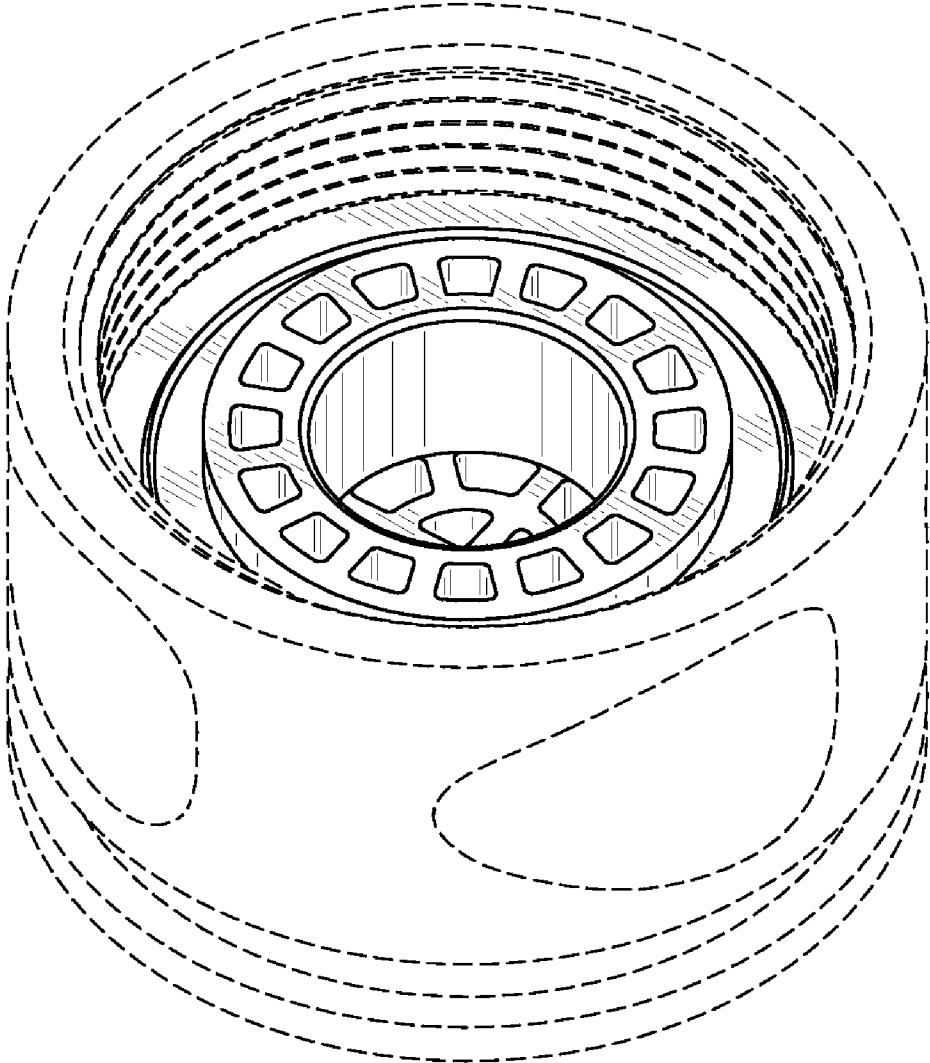


FIG. 1




FIG. 2




FIG. 3