



US00D385279S

United States Patent [19] Diute

[11] Patent Number: Des. 385,279
[45] Date of Patent: **Oct. 21, 1997

[54] SPEAKER BLIND

[76] Inventor: **Robert J. Diute**, 5205 Calverton Dr.,
Raleigh, N.C. 27613

[**] Term: **14 Years**

[21] Appl. No.: **55,365**

[22] Filed: **Jun. 4, 1996**

[51] LOC (6) CL **14-01**

[52] U.S. Cl. **D14/216**

[58] Field of Search D14/204, 207,
D14/209-216, 219-222, 299; 181/144-145,
147-148, 157, 198-199; 381/24, 88, 90,
159, 186, 188

[56] References Cited

U.S. PATENT DOCUMENTS

D. 343,230	1/1994	Lim	D14/214	X
D. 356,569	3/1995	Gioscia	D14/210	
D. 363,719	10/1995	Cindrich et al.	D14/216	
D. 369,169	4/1996	Wicks et al.	D14/216	X
3,135,348	6/1964	Bill	181/147	

OTHER PUBLICATIONS

Sony Style Catalog, Spring/Summer 1993, p. 288, SRS-88
Personal Active Stereo Speakers 1993.

Primary Examiner—Raphael Barkai
Assistant Examiner—Nanda Bondade
Attorney, Agent, or Firm—Harold H. Dutton, Jr.

[57] CLAIM

The ornamental design for a speaker blind, as shown.

DESCRIPTION

FIG. 1 is a perspective view of a speaker blind showing my new design;

FIG. 2 is a front view thereof;

FIG. 3 is a rear view thereof;

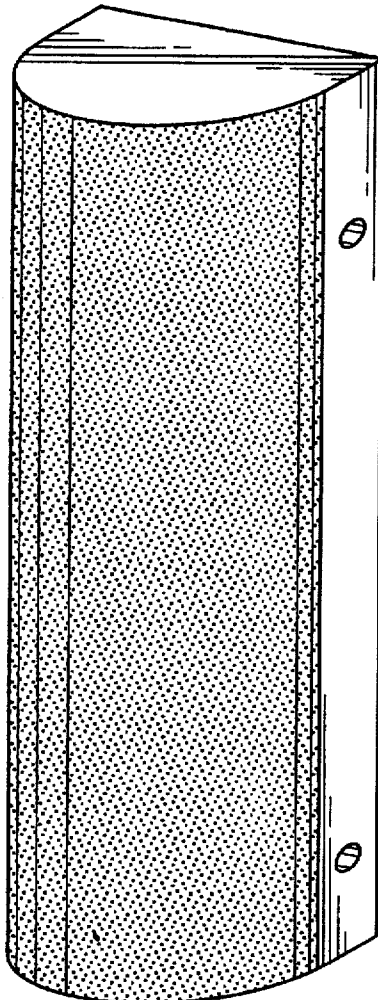
FIG. 4 is a left side view thereof;

FIG. 5 is a right side view thereof;

FIG. 6 is a top view thereof; and,

FIG. 7 is a bottom view thereof.

1 Claim, 4 Drawing Sheets



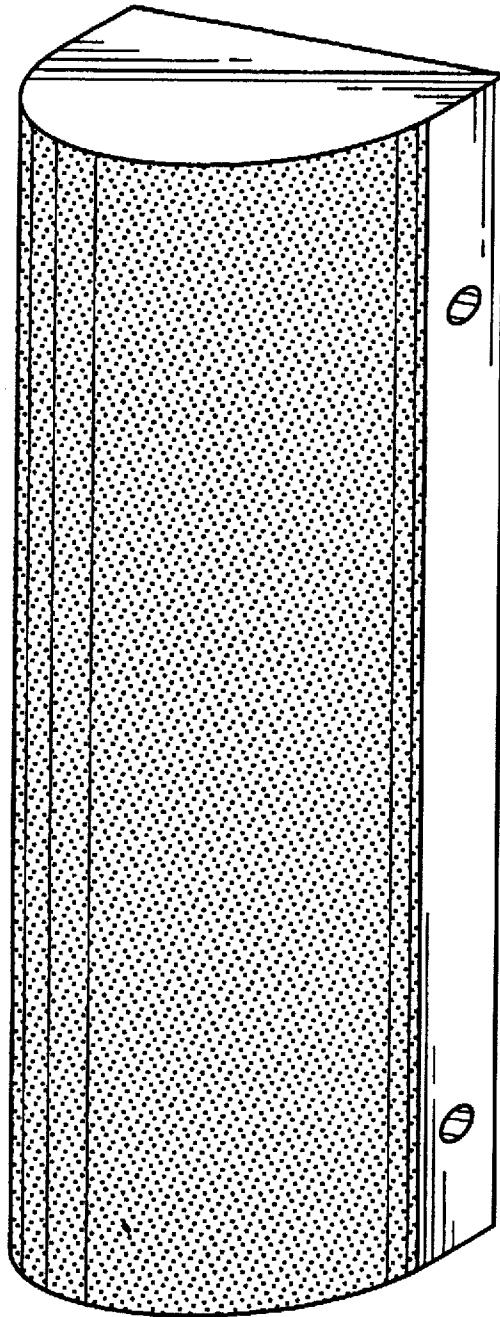


FIG. 1

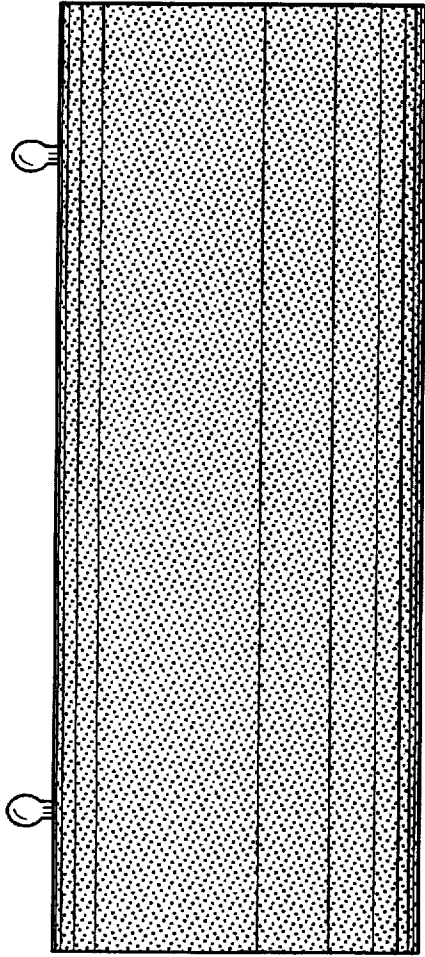
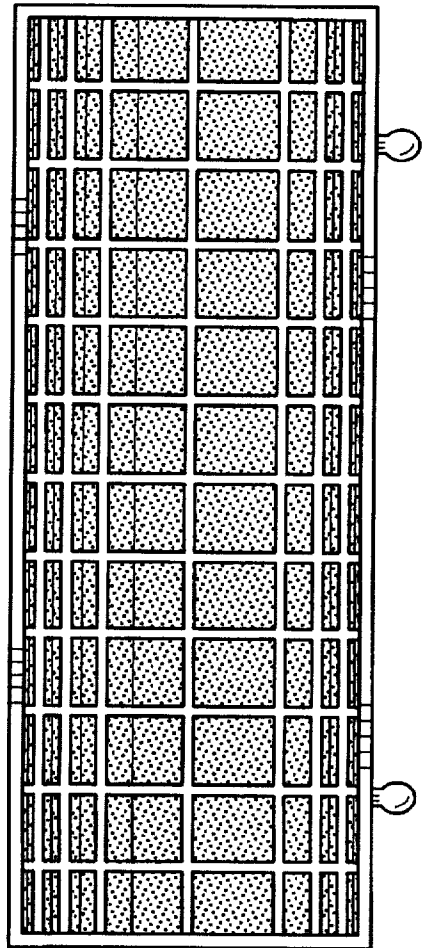


FIG. 2

FIG. 3




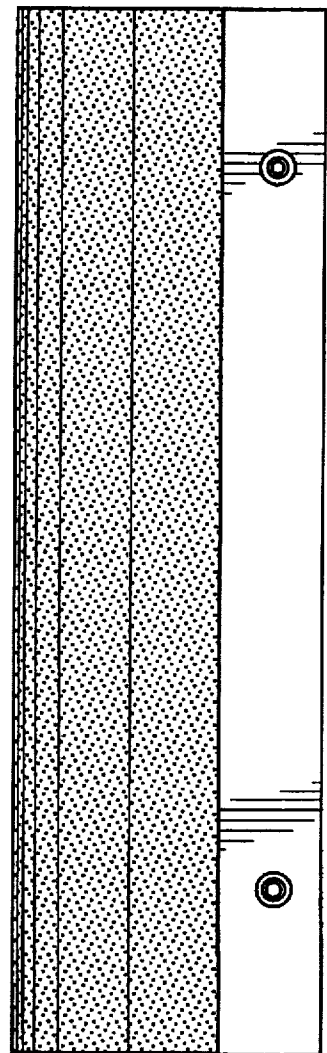


FIG. 4

FIG. 5



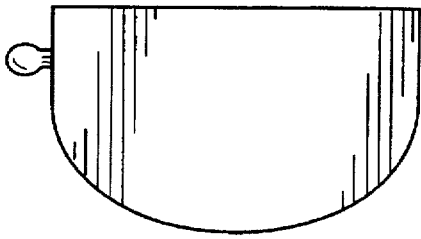


FIG. 6

FIG. 7

