



US00D749039S

(12) **United States Design Patent**
Yamakawa et al.

(10) **Patent No.:** **US D749,039 S**

(45) **Date of Patent:** **** Feb. 9, 2016**

(54) **AUTOMOBILE TIRE TREAD**

(71) Applicant: **THE YOKOHAMA RUBBER CO., LTD.**, Tokyo (JP)

(72) Inventors: **Takahiro Yamakawa**, Hiratsuka (JP);
Hiroshi Tokizaki, Tokyo (JP)

(73) Assignee: **The Yokohama Rubber Co., Ltd.** (JP)

(**) Term: **14 Years**

(21) Appl. No.: **29/488,303**

(22) Filed: **Apr. 17, 2014**

(30) **Foreign Application Priority Data**

Oct. 18, 2013 (JP) 2013-024331

(51) **LOC (10) Cl.** **12-15**

(52) **U.S. Cl.**
USPC **D12/600**

(58) **Field of Classification Search**
USPC 152/209.1–209.9
CPC B60C 1/00; B60C 11/00; B60C 11/03
See application file for complete search history.

(56) **References Cited**

U.S. PATENT DOCUMENTS

D454,834 S * 3/2002 Saito D12/590
D490,365 S * 5/2004 Kindig D12/601
D560,600 S * 1/2008 Dixon D12/588

D561,685 S * 2/2008 Lee D12/588
D604,692 S * 11/2009 Ebiko D12/587
D674,743 S * 1/2013 Uphouse D12/600
D712,819 S * 9/2014 Yamakawa D12/600
2015/0202928 A1 * 7/2015 Akashi B60C 11/04
152/209.25

* cited by examiner

Primary Examiner — George D Kirschbaum
Assistant Examiner — Natasha Vujcic
(74) *Attorney, Agent, or Firm* — RatnerPrestia

(57) **CLAIM**

The ornamental design for an automobile tire tread, as shown and described.

DESCRIPTION

FIG. 1 is a right-front perspective view of an automobile tire tread showing our new design;
FIG. 2 is a left-front perspective view thereof;
FIG. 3 is a front view thereof;
FIG. 4 is a rear view thereof;
FIG. 5 is a right side view thereof;
FIG. 6 is a left side view thereof;
FIG. 7 is a top plan view thereof;
FIG. 8 is a bottom plan view thereof;
FIG. 9 is an enlarged, fragmentary front view thereof, taken along lines 9-9 and in the direction of arrows in FIG. 3; and,
FIG. 10 is a cross sectional view of a part taken from the 10-10 line in FIG. 9, which shows only a cut section.
In the drawings, the broken lines defining the sidewall, inner bead and the peripheral boundary between the claimed tire tread and the unclaimed sidewall depict environmental subject matter that forms no part of the claimed design.

1 Claim, 7 Drawing Sheets

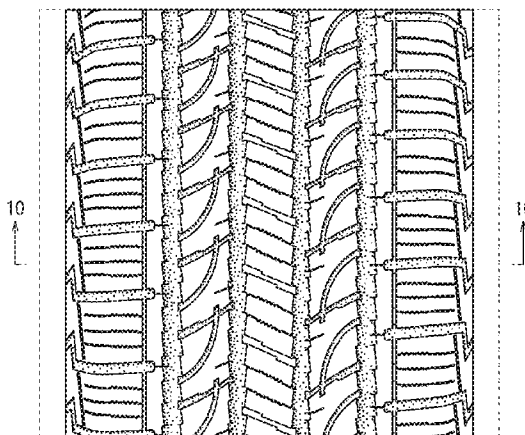
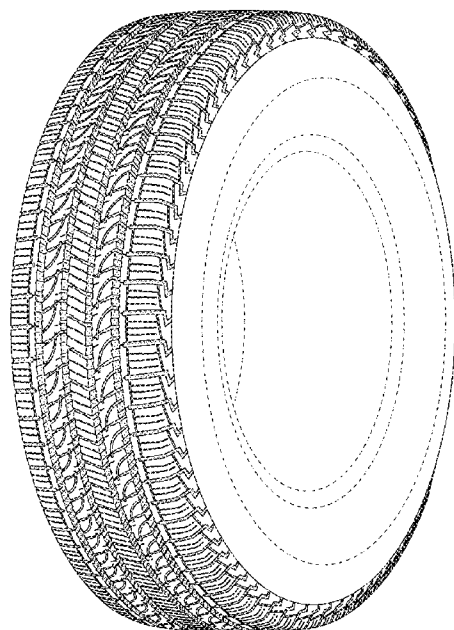


FIG. 1

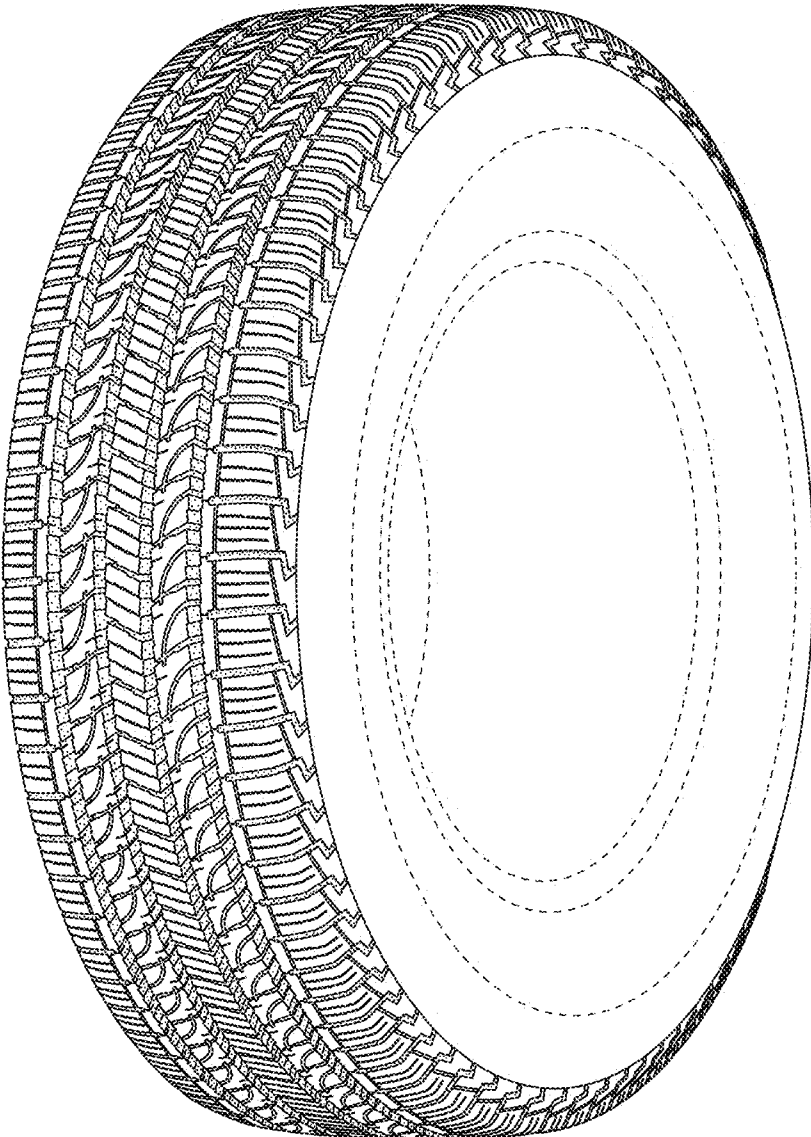


FIG. 2

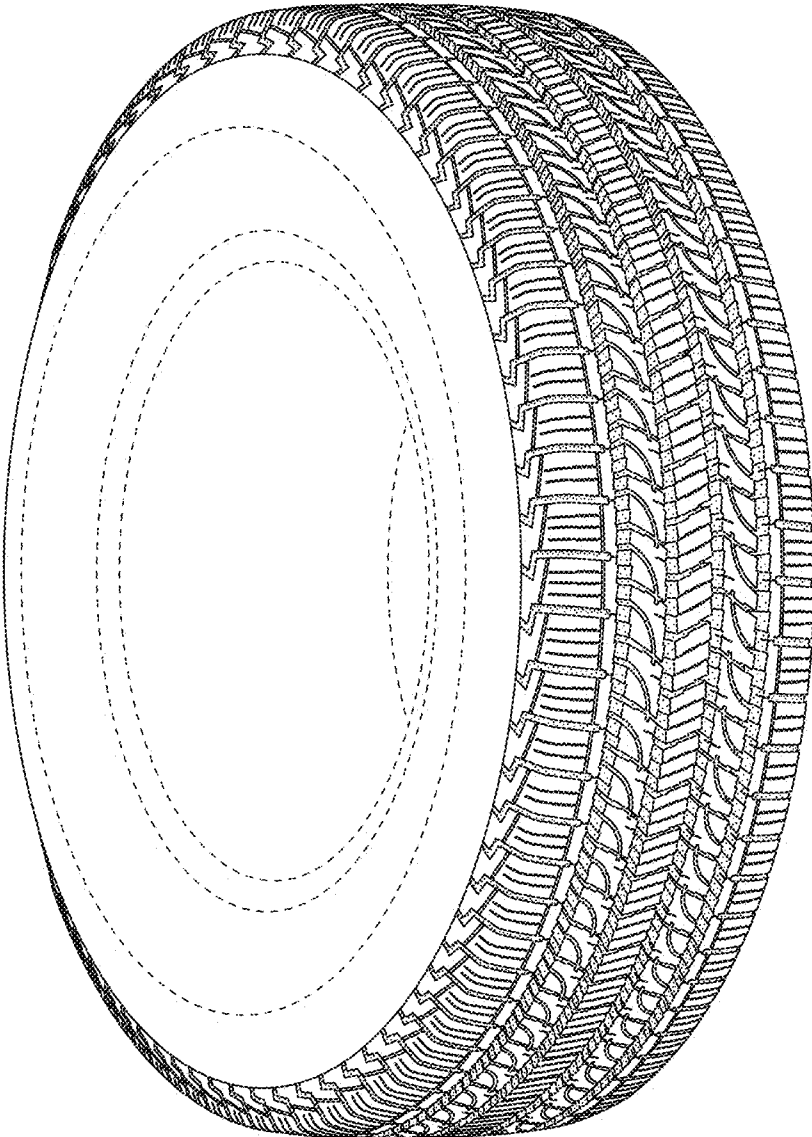


FIG. 3

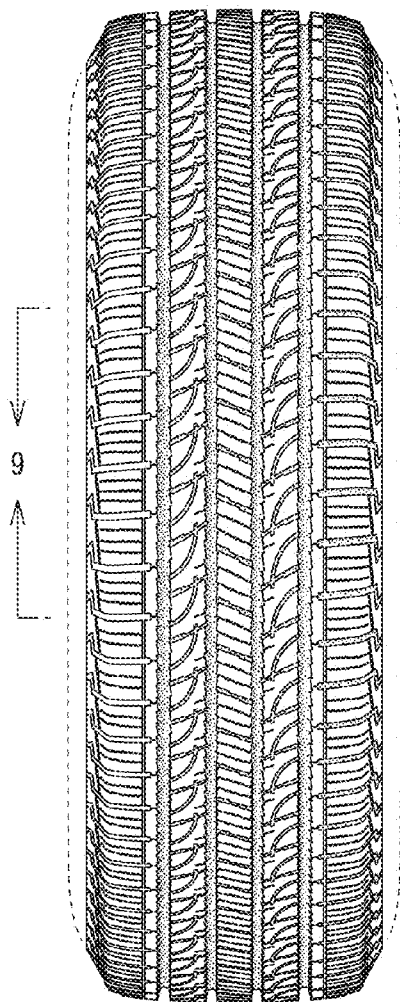


FIG. 4

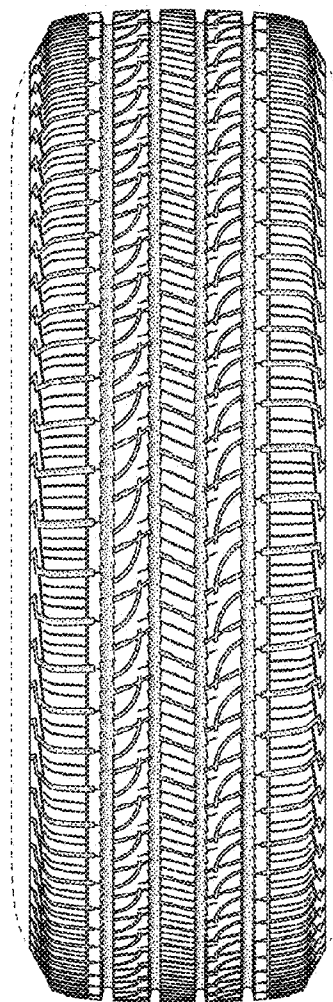


FIG. 5

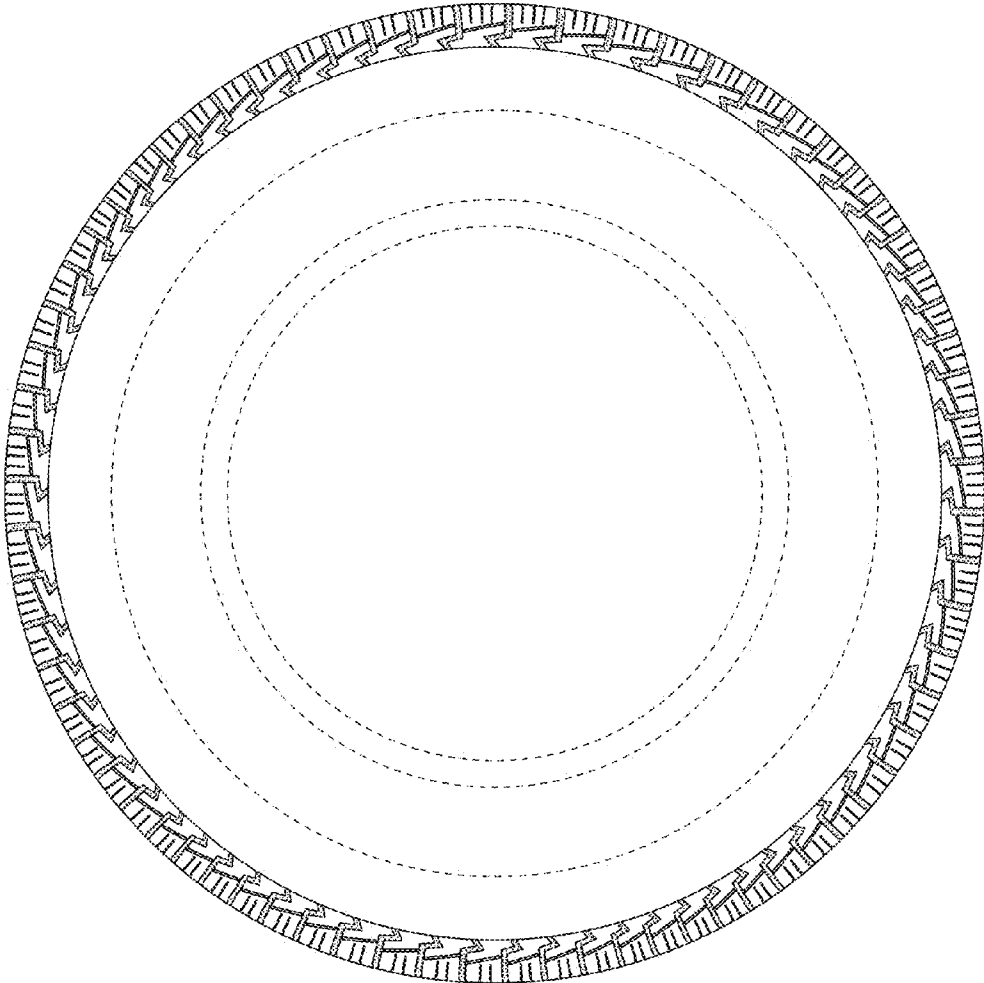


FIG. 6

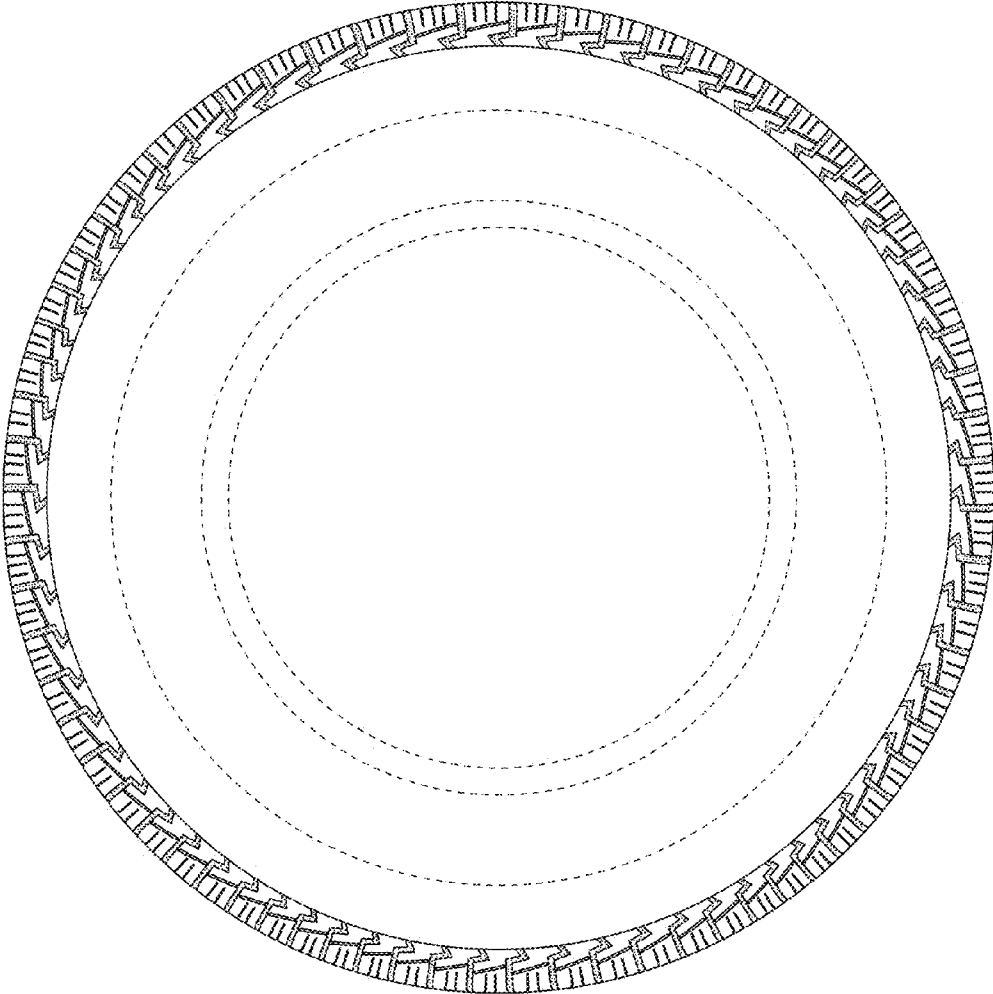


FIG. 7

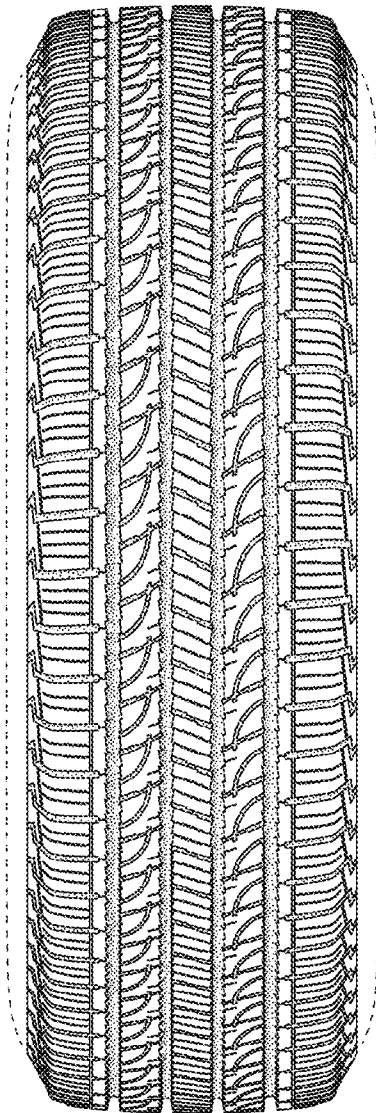


FIG. 8

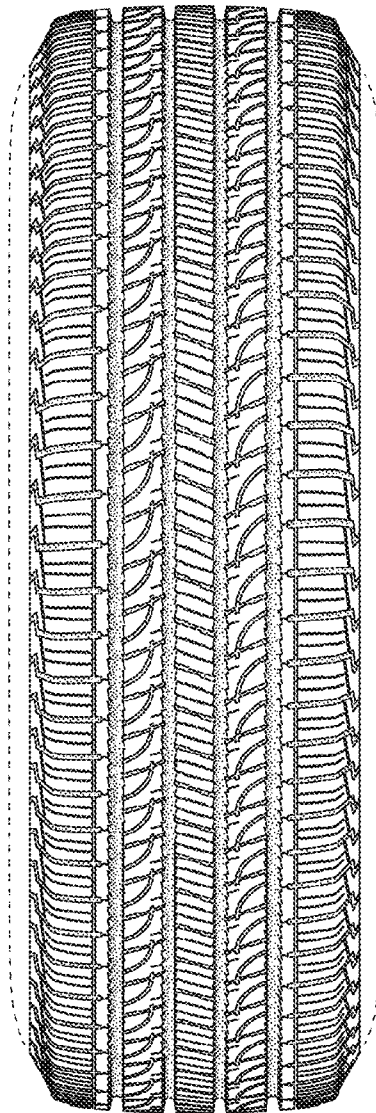


FIG. 9

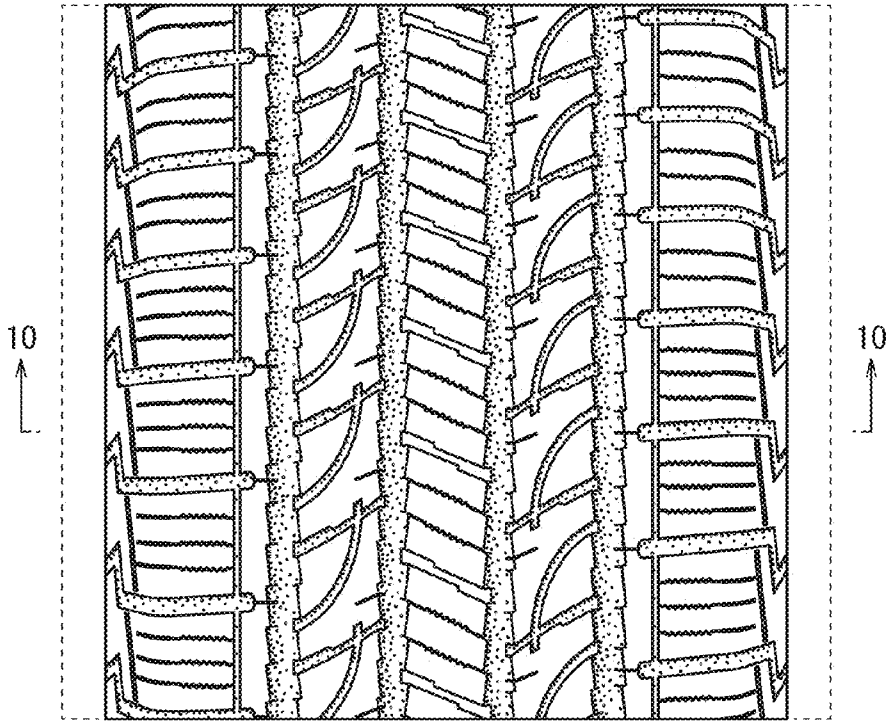


FIG. 10

