



US00D426152S

United States Patent [19]

[11] Patent Number: **Des. 426,152**

Denham et al.

[45] Date of Patent: **** Jun. 6, 2000**

[54] CONTAINER

[57] CLAIM

[75] Inventors: **Jonathan George Denham**, Cincinnati, Ohio; **Fernando Legaspi Libor**, Kobe; **Akiko Ashiwa**, Iwaya-kita-machi, both of Japan

The ornamental design for a container, as shown and described.

[73] Assignee: **The Procter & Gamble Company**, Cincinnati, Ohio

DESCRIPTION

[**] Term: **14 Years**

FIG. 1 is a perspective view of a container, embodying our new design;
 FIG. 2 is a rear elevational view thereof;
 FIG. 3 is a left side elevational view thereof;
 FIG. 4 is a top view thereof;
 FIG. 5 is a right side elevational view thereof;
 FIG. 6 is a bottom view thereof;
 FIG. 7 is a front elevational view thereof;
 FIG. 8 is a perspective view of an alternative embodiment of the container design;
 FIG. 9 is a rear elevational view thereof;
 FIG. 10 is a left side elevational view thereof;
 FIG. 11 is a top view thereof;
 FIG. 12 is a right side elevational view thereof;
 FIG. 13 is a bottom view thereof; and,
 FIG. 14 is a front elevational view thereof.
 FIG. 15 is a perspective view of another alternative embodiment of the container design;
 FIG. 16 is a rear elevational view thereof;
 FIG. 17 is a left side elevational view thereof;
 FIG. 18 is a top view thereof;
 FIG. 19 is a right side elevational view thereof;
 FIG. 20 is a bottom view thereof; and,
 FIG. 21 is a front elevational view thereof.
 FIG. 22 is a perspective view of another alternative embodiment of the container design;
 FIG. 23 is a rear elevational view thereof;
 FIG. 24 is a left side elevational view thereof;
 FIG. 25 is a top view thereof;
 FIG. 26 is a right side elevational view thereof;
 FIG. 27 is a bottom view thereof; and,
 FIG. 28 is a front elevational view thereof.

[21] Appl. No.: **29/106,660**

[22] Filed: **Jun. 18, 1999**

[51] LOC (7) Cl. **09-07**

[52] U.S. Cl. **D9/416**

[58] Field of Search D9/416, 414, 432, D9/499, 305, 337; 206/0.6, 0.7, 0.5, 0.81, 484.1, 484.2, 484, 813, 815, 824, 828; 229/206, 235, 238, 239

[56] References Cited

U.S. PATENT DOCUMENTS

D. 193,531	9/1962	Brown	D9/345
D. 363,023	10/1995	Taylor	D9/416
D. 368,221	3/1996	Montague	D9/416
D. 368,428	4/1996	Croft	D9/415
D. 407,640	4/1999	Nelson et al.	D9/416
3,319,782	5/1967	Bowes	D9/416 X
3,325,826	6/1967	Ruan	206/813
3,910,410	10/1975	Shaw	206/813
3,940,873	3/1976	Lawless	206/813
4,941,574	7/1990	Meehan	206/484
5,938,032	8/1999	Svec et al.	206/484
5,979,651	11/1999	Betts	206/813

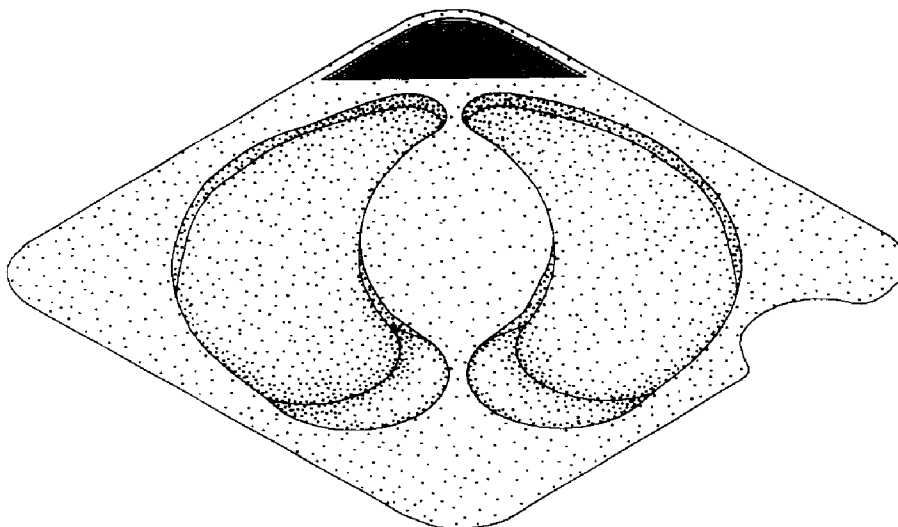
OTHER PUBLICATIONS

Modern Packaging, p. 261, Jan. 1948.

Primary Examiner—Prabhakar Deshmukh

Attorney, Agent, or Firm—Jack L. Oney, Jr.; Leonard W. Lewis

1 Claim, 4 Drawing Sheets



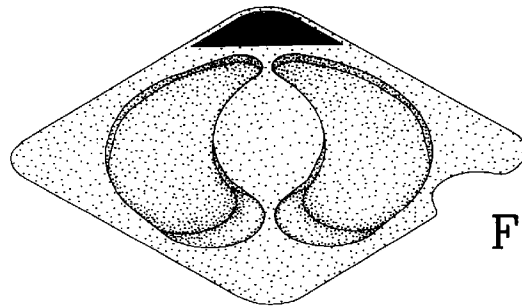


Fig. 1



Fig. 2

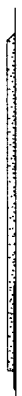


Fig. 3

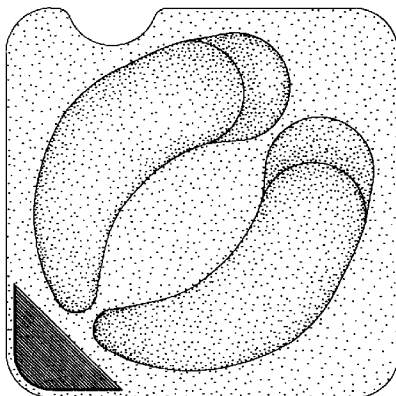


Fig. 4

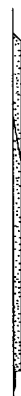


Fig. 5

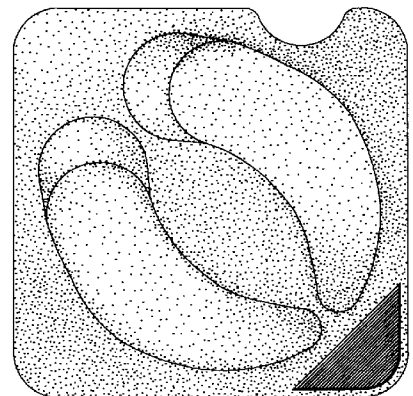


Fig. 6




Fig. 7

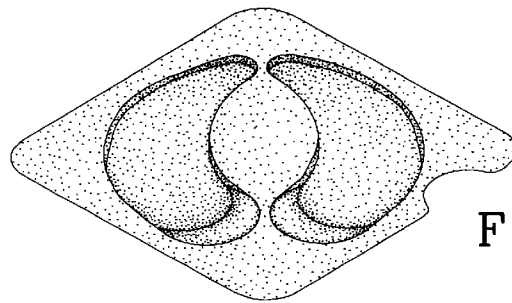


Fig. 8

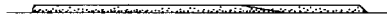


Fig. 9

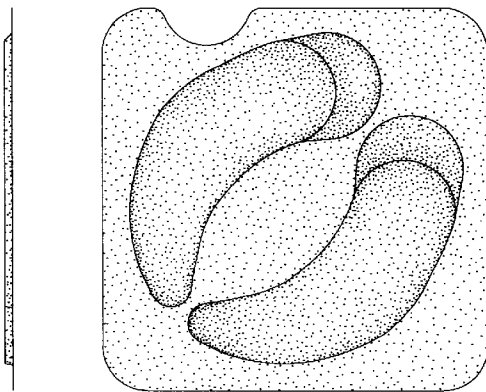


Fig. 10

Fig. 11

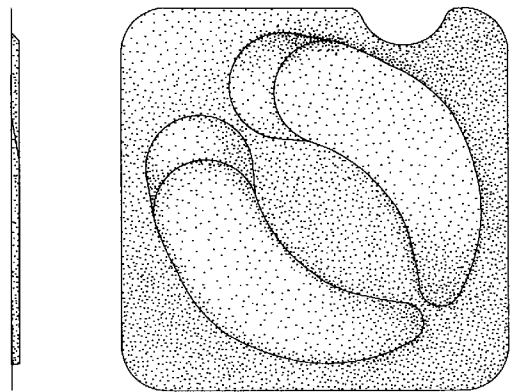


Fig. 12

Fig. 13



Fig. 14

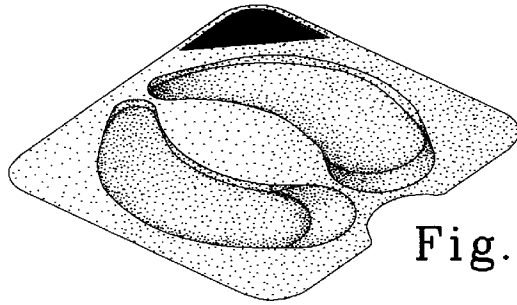


Fig. 15



Fig. 16



Fig. 17

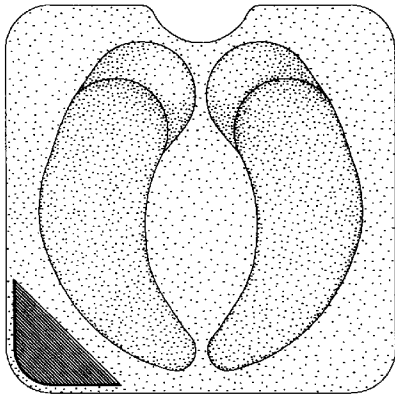


Fig. 18



Fig. 19

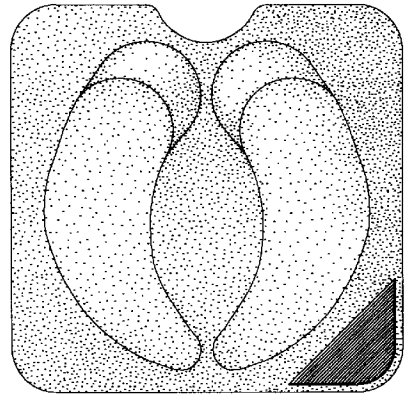


Fig. 20



Fig. 21

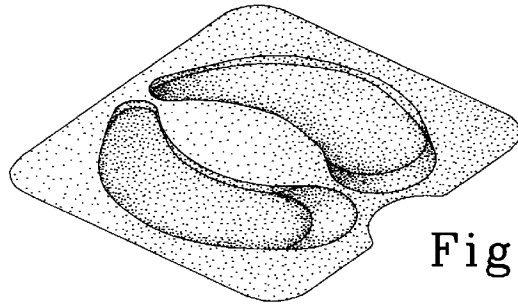


Fig. 22



Fig. 23



Fig. 24

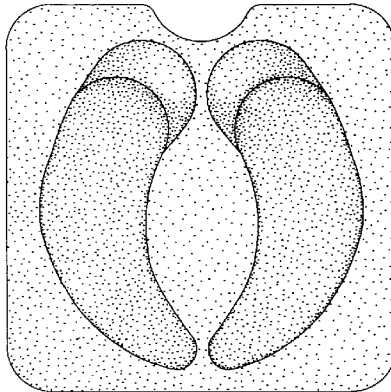


Fig. 25



Fig. 26

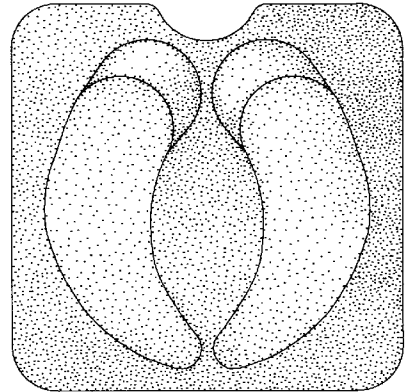


Fig. 27



Fig. 28