



US00D739460S

(12) **United States Design Patent**  
**Gilbertson et al.**

(10) **Patent No.:** **US D739,460 S**

(45) **Date of Patent:** **\*\* Sep. 22, 2015**

(54) **VERTICAL POCKET FOLDER**

(71) Applicant: **Smead Manufacturing Company,**  
Hastings, MN (US)

(72) Inventors: **David J. Gilbertson,** Hastings, MN  
(US); **Daniel Seleski,** Hastings, MN  
(US)

(73) Assignee: **Smead Manufacturing Company,**  
Hastings, MN (US)

(\*\*) Term: **14 Years**

(21) Appl. No.: **29/438,708**

(22) Filed: **Dec. 2, 2012**

(51) **LOC (10) Cl.** ..... **19-04**

(52) **U.S. Cl.**  
USPC ..... **D19/26**

(58) **Field of Classification Search**  
USPC ..... 206/424, 425, 494; D19/26, 27, 32, 33,  
D19/65, 86; D9/702, 711, 499; 40/904;  
281/15.1, 19.1, 21.1, 20, 29, 38, 45,  
281/46, 47, 51; 402/73, 80 R; 229/67.1,  
229/67.2, 67.3, 67.4, 800; D3/303, 900  
CPC ..... B42F 7/00; B42F 7/06; B65D 27/08  
See application file for complete search history.

(56) **References Cited**

**U.S. PATENT DOCUMENTS**

1,048,577 A \* 12/1912 Pardoe, Jr. .... 40/359  
3,643,858 A \* 2/1972 Deckys ..... 229/72  
D250,258 S \* 11/1978 Lookatch ..... D12/417  
4,313,558 A \* 2/1982 Benham ..... 229/72

4,730,727 A \* 3/1988 Petroff ..... 206/311  
4,830,268 A \* 5/1989 Pitts ..... 229/67.1  
5,845,772 A \* 12/1998 Cieplak ..... 206/308.3  
D465,331 S \* 11/2002 Shapiro ..... D3/303  
D476,032 S \* 6/2003 Marchand ..... D19/26  
6,880,221 B2 \* 4/2005 Sprenger ..... 29/428  
D520,057 S \* 5/2006 Hamel ..... D19/26  
D659,190 S \* 5/2012 Tao ..... D19/26  
2012/0241507 A1 \* 9/2012 Rowe et al. .... 229/67.3  
2014/0128236 A1 \* 5/2014 Christensen et al. .... 493/210  
2014/0151442 A1 \* 6/2014 Gilbertson et al. .... 229/67.3

\* cited by examiner

*Primary Examiner* — Sheryl Lane

*Assistant Examiner* — Ieisha Price

(74) *Attorney, Agent, or Firm* — Altera Law Group, LLC

(57) **CLAIM**

The ornamental design for a vertical pocket folder, as shown and described.

**DESCRIPTION**

FIG. 1 is a perspective view of vertical pocket folder, showing the flap partially open.

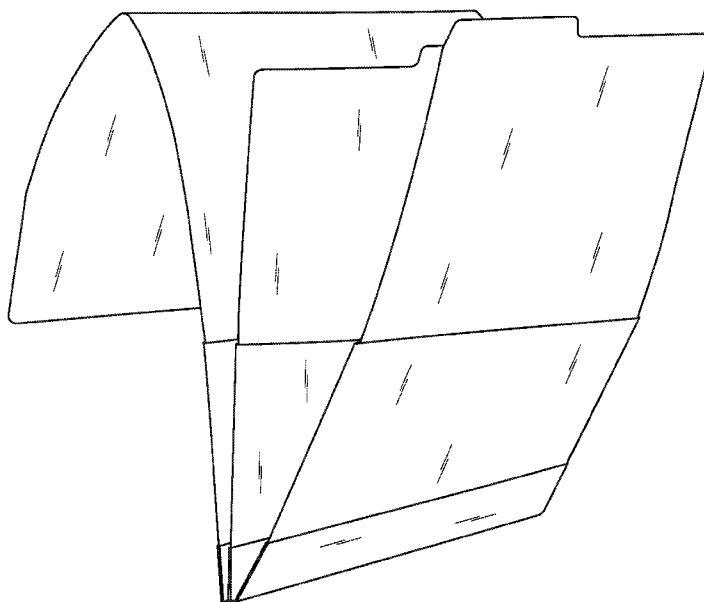
FIG. 2 is a second perspective view of vertical pocket folder, showing the flap completely open.

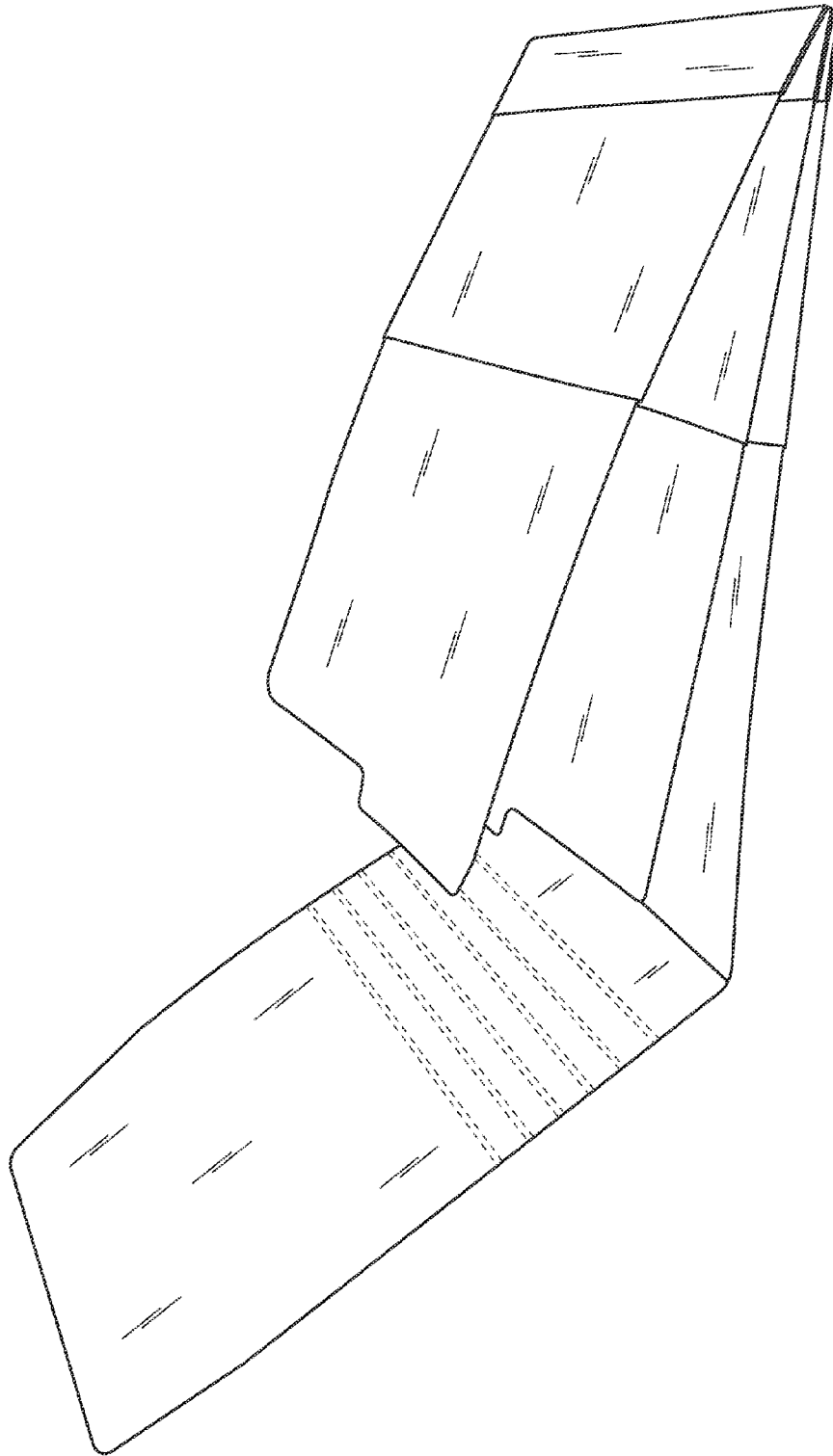
FIG. 3 is an interior view of the vertical pocket folder showing the flap, midsection, pocket section and flaps in a flat orientation; and,

FIG. 4 is a second interior view of the vertical pocket folder, like FIG. 3, showing the flaps folded away.

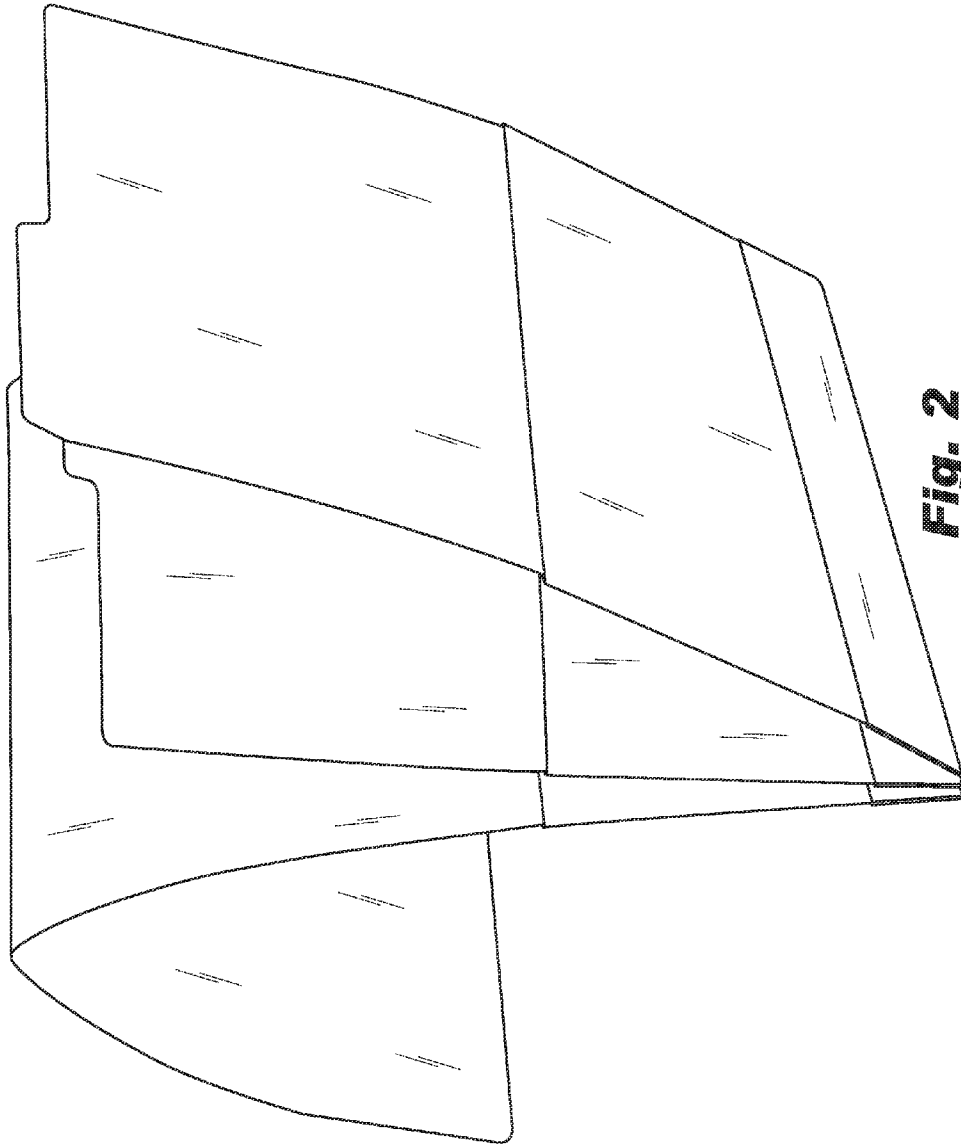
The folder is symmetric with respect to left and rights sides. The broken lines in the drawings illustrate portions of the vertical pocket folder and form no part of the claimed design.

**1 Claim, 4 Drawing Sheets**

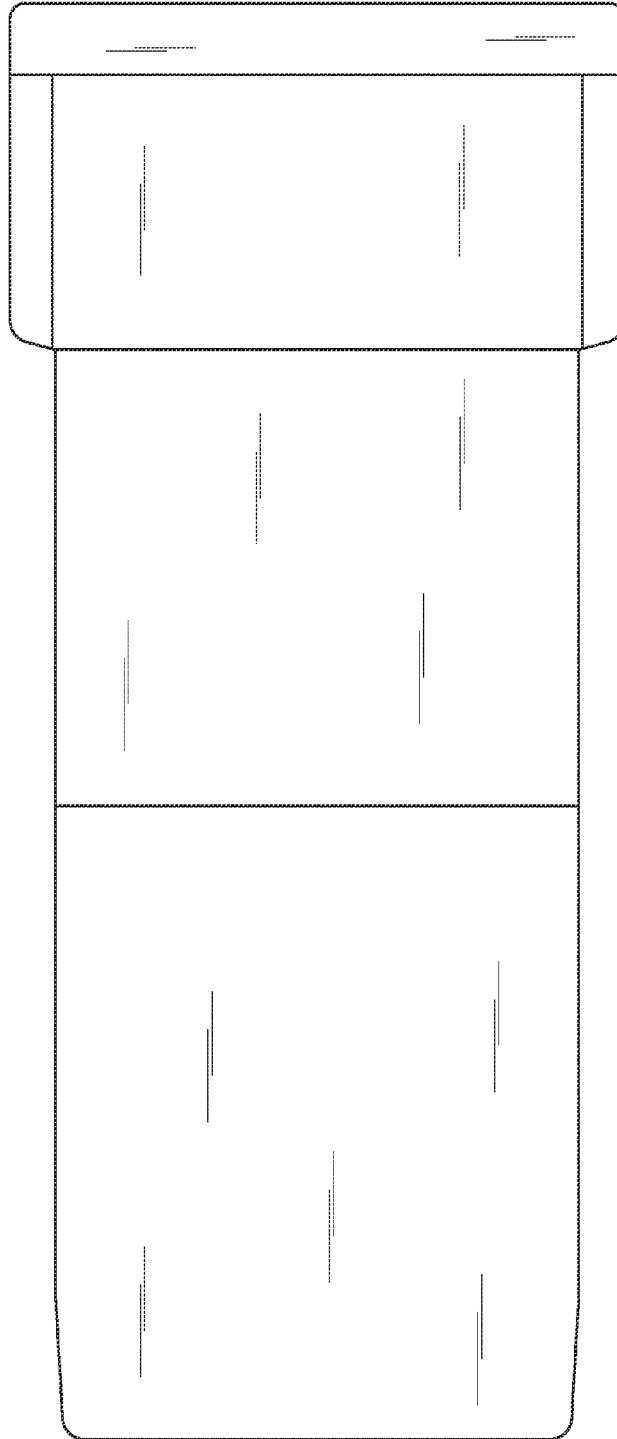





**Fig. 1**



**Fig. 2**



**Fig. 3**



**Fig. 4**