



US0D1009957S

(12) **United States Design Patent**
Howell

(10) **Patent No.:** **US D1,009,957 S**

(45) **Date of Patent:** **** Jan. 2, 2024**

(54) **TOOL BIT**

(71) Applicant: **Harbor Freight Tools USA, Inc.**,
Calabasas, CA (US)

(72) Inventor: **Jon Howell**, Agoura Hills, CA (US)

(73) Assignee: **HARBOR FREIGHT TOOLS USA, INC.**,
Calabasas, CA (US)

(**) Term: **15 Years**

(21) Appl. No.: **29/894,305**

(22) Filed: **Jun. 8, 2023**

Related U.S. Application Data

(60) Division of application No. 29/737,443, filed on Jun. 9, 2020, now Pat. No. Des. 1,001,166, which is a (Continued)

(51) **LOC (14) Cl.** **15-09**

(52) **U.S. Cl.**
USPC **D15/139**

(58) **Field of Classification Search**
USPC D8/20, 70, 98-99; D15/127, 133, 139, D15/140

CPC B23B 51/02; B23B 2251/18; B23B 2251/241; B23B 2251/404; Y10T 408/04; Y10T 408/78; Y10T 408/89; Y10T 408/909; Y10T 408/9095; Y10T 408/9097
See application file for complete search history.

(56) **References Cited**

U.S. PATENT DOCUMENTS

20,192 A 5/1858 Clark
124,089 A 2/1872 Shepardson
(Continued)

Primary Examiner — Patricia A Palasik

(74) *Attorney, Agent, or Firm* — McAndrews Held & Malloy, Ltd.

(57) **CLAIM**

The ornamental design for a tool bit, as shown and described.

DESCRIPTION

FIG. 1 is a front perspective view of a tool bit showing my new design;

FIG. 2 is a bottom plan view thereof;

FIG. 3 is a top plan view thereof;

FIG. 4 is a right side elevation view thereof;

FIG. 5 is a left side elevation thereof;

FIG. 6 is a front elevation view thereof;

FIG. 7 is a rear elevation view thereof;

FIG. 8 is an enlarged view of portion 8 encircled in FIG. 1;

FIG. 9 is a front perspective view of a tool bit showing my new design according to a second embodiment;

FIG. 10 is a bottom plan view thereof;

FIG. 11 is a top plan view thereof;

FIG. 12 is a right side elevation view thereof;

FIG. 13 is a left side elevation thereof;

FIG. 14 is a front elevation view thereof;

FIG. 15 is a rear elevation view thereof;

FIG. 16 is an enlarged view of portion 16 encircled in FIG. 9;

FIG. 17 is a front perspective view of a tool bit showing my new design according to a third embodiment;

FIG. 18 is a bottom plan view thereof;

FIG. 19 is a top plan view thereof;

FIG. 20 is a right side elevation view thereof;

FIG. 21 is a left side elevation thereof;

FIG. 22 is a front elevation view thereof;

FIG. 23 is a rear elevation view thereof; and,

FIG. 24 is an enlarged view of portion 24 encircled in FIG. 17.

The dashed broken lines in the drawings encircle portions of the claimed design that are illustrated in enlargements and form no part of the claimed design.

1 Claim, 12 Drawing Sheets



Related U.S. Application Data

continuation of application No. 29/708,132, filed on Oct. 3, 2019, now Pat. No. Des. 890,826, which is a continuation of application No. 29/641,453, filed on Mar. 22, 2018, now Pat. No. Des. 872,782.

(56)

References Cited

U.S. PATENT DOCUMENTS

2,627,292 A 9/1947 Kronwall
 2,782,824 A 4/1954 Robinson
 3,920,350 A 11/1975 Southall
 3,997,279 A 12/1976 Porter
 4,286,904 A 9/1981 Porter et al.
 4,682,917 A 7/1987 Williams, III et al.
 5,221,166 A 6/1993 Bothum
 5,286,143 A 2/1994 Schimke
 5,291,806 A 3/1994 Bothum
 5,433,561 A 7/1995 Schimke
 D372,485 S 8/1996 Stone et al.
 D376,809 S 12/1996 Stone et al.
 5,649,796 A 7/1997 Durney
 5,697,738 A 12/1997 Stone et al.
 5,700,113 A 12/1997 Stone et al.
 D394,663 S 5/1998 Stone et al.
 D408,424 S 4/1999 Schmotzer
 6,227,774 B1 5/2001 Haughton et al.
 6,290,439 B1 9/2001 Bludis et al.
 6,354,773 B1 3/2002 Konen
 D455,446 S * 4/2002 Collins D15/139
 D504,446 S 4/2005 Kobayashi

D507,585 S 7/2005 Held
 6,957,937 B2 10/2005 Vasudeva
 7,140,814 B2 11/2006 Singh
 D544,892 S 6/2007 Watson
 7,246,976 B2 7/2007 Nordlin
 7,267,513 B2 9/2007 Wiker et al.
 D580,462 S 11/2008 Liao
 7,473,056 B2 1/2009 Durfee
 7,544,026 B2 6/2009 Durfee
 D604,751 S * 11/2009 Dost D15/139
 D608,801 S 1/2010 Evatt
 D608,802 S 1/2010 Ibarra
 D627,805 S 11/2010 Dost et al.
 7,887,269 B2 2/2011 Dost et al.
 7,905,690 B2 3/2011 Durfee
 7,922,429 B2 4/2011 Durfee
 8,147,174 B2 4/2012 Durfee
 8,262,325 B2 9/2012 Dost et al.
 8,366,357 B2 2/2013 Dost et al.
 8,545,140 B2 10/2013 Burn
 8,979,444 B2 3/2015 Dost
 D872,782 S 1/2020 Howell
 D890,826 S * 7/2020 Howell D15/139
 D928,855 S * 8/2021 Weber D15/139
 D931,917 S * 9/2021 Lin D15/139
 D1,001,166 S * 10/2023 Howell D15/139
 2003/0035694 A1 2/2003 Liao
 2005/0249563 A1 11/2005 Scott et al.
 2006/0083595 A1 4/2006 Wiker et al.
 2013/0149060 A1 6/2013 Dost et al.
 2015/0063935 A1 3/2015 Lau et al.

* cited by examiner



FIG. 8

FIG. 1



FIG. 2

FIG. 3



FIG. 4




FIG. 5




FIG. 6




FIG. 7

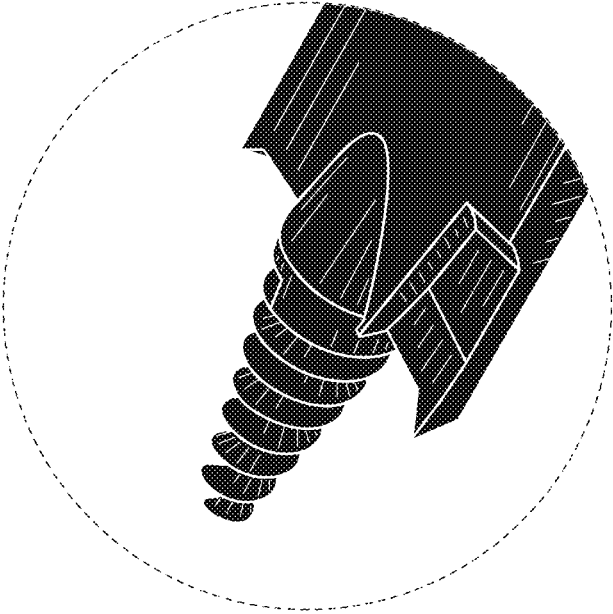


FIG. 8



FIG. 16

FIG. 9



FIG. 10

FIG. 11




FIG. 12




FIG. 13




FIG. 14




FIG. 15

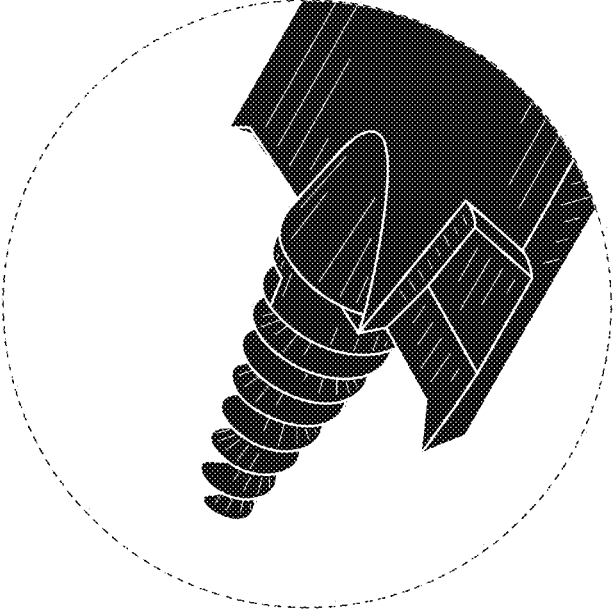


FIG. 16




FIG. 17

FIG. 24



FIG. 18



FIG. 19




FIG. 20




FIG. 21




FIG. 22




FIG. 23

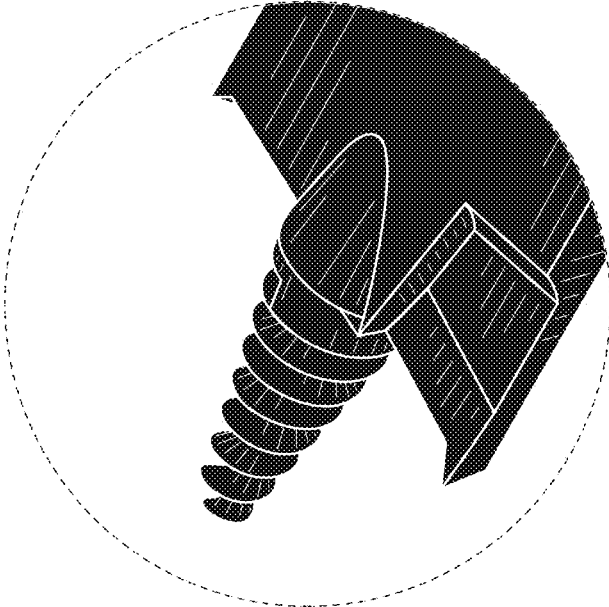


FIG. 24