

Sept. 24, 1929.

H. WUNDERLICH

1,729,318

SHOPPING BAG

Filed July 20, 1927

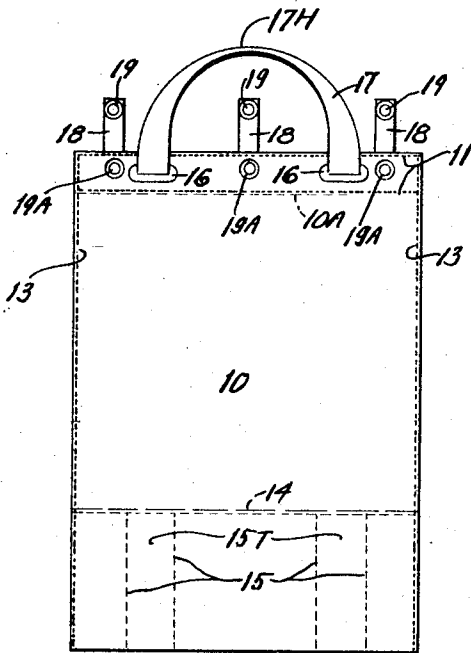


Fig. 1.

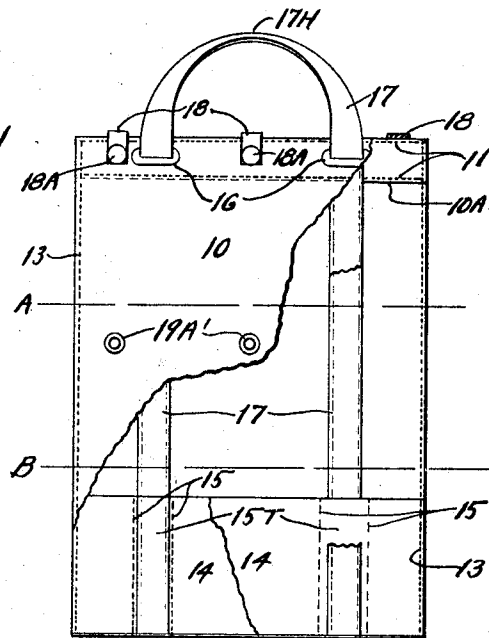


Fig. 2.

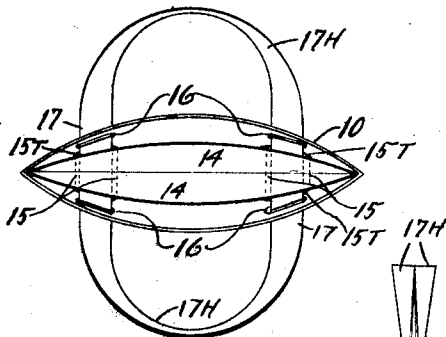


Fig. 3.

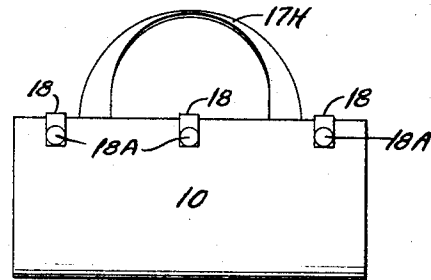


Fig. 4.

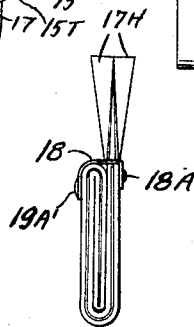


Fig. 5.

INVENTOR:
Henry Wunderlich
BY David C. Carlson
ATTORNEY

UNITED STATES PATENT OFFICE

HENRY WUNDERLICH, OF ST. PAUL, MINNESOTA

SHOPPING BAG

Application filed July 20, 1927. Serial No. 207,220.

My invention relates to shopping bags in general and the main object is to provide a simple, inexpensive, durable and highly efficient bag of such construction that it is folded upon and can be carried in compact form and is convertible at any time from such compact form to a bag of considerable capacity. Inside pockets form another feature of the device and other advantages in the construction and use of my device will be fully disclosed in the following specification, reference being had to the accompanying drawing, in which:—

Fig. 1 is a front elevation of my improved shopping bag in readiness for use.

Fig. 2 is a partly sectional rear view of Fig. 1.

Fig. 3 is a top view of Fig. 1 with the top of the bag opened and the closing straps omitted.

Fig. 4 is a side elevation of the shopping bag in folded condition and Fig. 5 is a right hand end elevation of Fig. 4.

Referring to the drawing by reference numerals, 10 designates a bag preferably of leatherette and at the open top end of which the goods are folded down inside forming a reinforcing strip 10A stitched together with the outer wall of the bag as at 11. The bag when not in use is flat as shown and of elongated quadrangular form, its vertical edge parts preferably being stitched as at 13. 14 are two upwardly opening pockets at the bottom of the bag and made of a single piece of material secured to the edge parts of the bag by the seams or stitches 13 and also to the bottom edge of the bag if so desired. Each wall of the bag and the adjacent inner pocket are further secured together by two pairs of vertical seams 15 forming two continuous vertical tubes 15T or V-shape and spaced apart so as to be one near each edge of the bag. 16 are a pair of horizontally elongated eyelets in each side of the reinforced upper edge of the bag, one vertically above each of said tubular parts in the lower part of the bag.

17 is an endless carrier strap of suitable material forming at each side of the bag an upwardly arched hand hold 17H from each side

of which the strap passes downwardly through the eyelets 16, thence downwardly close to the inside of the wall and into the tubes 15T to the bottom of the latter and thence extending upwardly. The straps thus pass under the bag and any contents placed in it and may be slidably inserted in said tubes or fixed therein.

18 are a number of straps with one end fixed at one side of the bag near its opening as at 18A in Fig. 2. The free end of each strap has one member 19 of a friction snap adapted to engage a corresponding snap member 19A fixed on the exterior upper edge part of the bag and thereby close the bag opening.

The bag may be folded as at lines A and in Fig. 2, auxiliary snap members 19A' being fixed in the wall of the bag just below line A so that when the bag is folded up as in Figs. 4 and 5, the straps 18 are passed over the top edge of the folded back and engaged with said snap members 19A' to hold the bag together in said compact form and it may be carried by the handles 17 whether thus folded up or in its unfolded condition for carrying articles within it.

I claim:

A bag of pliable material having flat side walls and a reinforced edge at its opening, carrying means comprising a single flat strap formed in a half loop above the bag for each said wall and extended downwardly through said reinforced edging thence downwardly inside the bag to its bottom and means within the bottom part of the bag forming upwardly opening pockets and simultaneously retaining said straps, said latter means comprising a folded piece of pliable material engaging the bottom end and adjacent side walls of the bag and secured thereto with one of its upper edges adjacent each side wall of the bag, and two pairs of vertically arranged seams forming continuous tubular means for said straps to be engaged in and support the lower part of the bag.

In testimony whereof I affix my signature.
HENRY WUNDERLICH.